

MORNSUN®

One-stop solutions of power supplies



AC/DC Enclosed Switching Power Supply • AC/DC Converter • DC/DC Converter • Transceiver Module
Signal Conditioning Module • IGBT Driver • LED Driver • EMC Auxiliary Device



Product Catalogue 2022

MORNSUN®

MORE THAN RELIABILITY

About MORNSUN

MORNSUN is a one-stop power supplies solutions manufacturer. With 24 years of experience in the area of power supply design and manufacture, MORNSUN has released onto the global market 5000+ high-quality products including AC/DC converter, DC/DC converter, enclosed switching power supply, power ICs, and transformers, etc. for different applications and industries, such as industrial automation, medical, energy management, electricity, railway transportation, smart city, and more. Guided by the service principle of "trustworthy", MORNSUN offers the best products, fast and local service, and efficient pre-sales and after-sales support for the clients worldwide.



R&D Center in Guangzhou



Manufacturing Center in Huaihua

- Established: 1998
- Employees: 3000+
- Including R&D engineers: 650+
- IPRs & Patents: 1400+
- Including Invention Patent: 500+
- Company formations: 4 Subsidiaries: USA/Germany/Huaihua China/Guangzhou China
6 R&D Center: Guangzhou/Shenzhen/Xian/Wuhan/Changsha/Chengdu

Complete Service



High quality
7 reliability verification platforms



High performance
20+ years R&D experience



Well-designed
1400+ patents



Fast delivery
80000+m² factory
70+% automatic production



Timely after-sales service
T+4 hours quick respond
from FAE Team

MORNSUN provide a complete service from product R&D throughout the lifetime of a project, making it an optimal solution of the quality, performance, design, delivery and after-sales service.

One-stop solutions of power supplies

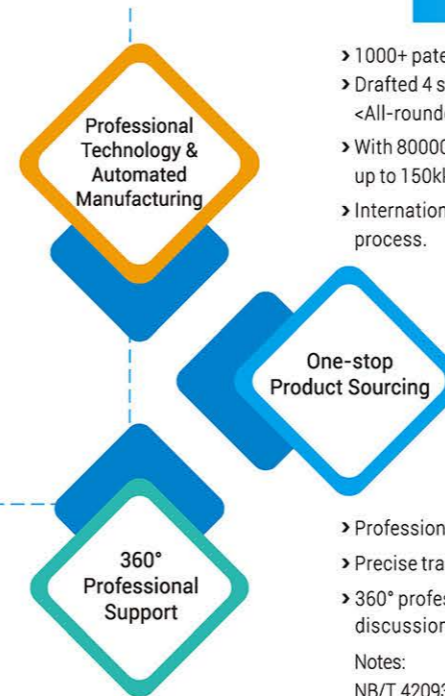
- > 1000+ patents and IPRs: power circuit topology, transformer structures, assembling technology, etc.
- > Drafted 4 standards: NB/T 42093-2014, NB/T 10285-2019, <Photovoltaic Switching Power Supply> and <All-rounder DIY AC-DC Switching Power Supply>;
- > With 80000+ square meters manufacturing center, 34 SMT production lines, the production capacity is up to 150kk per year;
- > International standard pin-out and SMD package with convenient design and automatic manufacturing process.

- > The extensive product line, most of which are CE/UL/CSA approval, aims to provide more suitable products for different demands:
On-board power supplies: AC/DC converter, DC/DC converter, EMC Auxiliary device, transceiver module, isolation amplifier, IGBT driver, power ICs, and transformers, etc.
Off-board power supplies: AC/DC enclosed switching power supply, DIN rail power supply, ect.
- > 10000+ power supply design and industry application cases.

- > Professional selection guide: 'Choose the product that works';
- > Precise trading: Nearly 100% OTD and door-to-door delivery which reduce customers' cost and risks;
- > 360° professional support: Fast response within 48hrs, routine visit, technical communication and discussion.

Notes:

- NB/T 42093-2014: Wide voltage input and regulated output isolated DC-DC model power supply
- NB/T 10285-2019: Fixed voltage input and unregulated output isolated DC-DC model power supply



CONTENT

About MORNSUN.....	01-06
Part I Selection guide.....	07
Part II Product Lists.....	08-21
Part III Pin-Out Details.....	22
Part IV Product Specification.....	23-178
Part V Caution.....	179



Headquarters in Guangzhou

Applications



Industrial Automation



Railway Transportation



New energy Power (Wind/PV/ESS)



IoT



Smart Grid



Medical



EV and Charger



Telecom

Milestones

- 2021----Acquired "Guangdong SRDI Enterprise" approval (S-Specialized, R-Refinement, D-Differentiation, I-Innovation)
- 2021----Awarded "Top 500 Manufacturing enterprise in Guangdong Province" for 6 years in a row (2016-2021)
- 2021----Awarded "Top 10 Power Supply Product" for 10 years in a row (2012-2021)
- 2020----Awarded "Automation Product Innovation"
- 2020----Awarded "China IC Achievement Award for Power Management IC"
- 2019----Awarded Guangdong Province Power Supply Association "Innovative Technology Contribution Achievement"
- 2019----Awarded "China Innovative Top 500 IPR"
- 2018----Awarded "Best Employer of China" for 5 years in a row (2013-2018)
- 2017----Awarded "TOP 500 Manufacturing enterprise in Guangdong Province" for 2 years in a row (2016-2017)
- 2017----Awarded Sci-Tech Awards by CHINA POWER SUPPLY SOCIETY for 3 times in a row (2013-2017, biennial event)
- 2017----Awarded "TOP 10 Power Supply Product" for 6 years in a row (2012-2017)
- 2017----Awarded "Guangdong Outstanding Export Enterprise 2017"
- 2017----Awarded "Intellectual Property Mayor award in Guangzhou"
- 2017----Established MORNSUN Power GmbH in Germany
- 2017----Awarded "IPR Demonstration Enterprises in Guangdong 2017"
- 2017----Acquired "Guangdong Provincial Enterprise Technology Center" approval
- 2017----Member of the Product Safety Standards Working Group (under Ministry of Industry and Information Technology) and of drafting compulsory GB4943.1 standard and amending IEC62368-1 draft

- 2017----High frequency switching DC power source awarded "Well-Known Product" in Guangdong (2014, 2017)
- 2016----Completed the certification of GB/T29490-2013 Enterprise IPR Management
- 2016----Awarded "Top 100 Innovative Enterprise in Guangdong"
- 2016----Awarded "To 20 Enterprise of Patent Creating in Development Zone" for 5 years in a row (2012-2016)
- 2016----Awarded "Guangdong Golden Award of Patent"
- 2015----Awarded "Guangdong Engineering Technology Research Center of Industrial Power Supply Module"
- 2015----Awarded "Well-Known Trademark" in Guangdong
- 2014----Purchased MORNSUN Guangzhou R&D center building
- 2013----Drafted Fixed voltage input and Unregulated output isolated DC-DC model power supply, standard number (pending): Energy 20130817
- 2012----Drafted Wide voltage input and regulated output isolated DC-DC model power supply, standard number NB/T 42039-2014, which goes into effect from Nov. 1 2014
- 2012----Ranked the top 18th of 100 most potential private companies by Forbes China
- 2012----Awarded "Most Satisfactory Employer of China 2012" under the Hi-Tech category
- 2011----Established MORNSUN Huaihua manufacturing center
- 2010----Moved to MORNSUN new headquarters building in Guangzhou Science City
- 2008----Established Subsidiary in the USA
- 2003----Awarded "High-tech Enterprise"
- 2001----Implemented informational management system
- 1998.07----Established MORNSUN in Guangzhou, China

Milestones



Automatic SMT dust-free workshop



Automatic production workshop



Markings



Systems



Key to the Reliability

Power supply is the heart of industrial equipment. What customers concern most is not the price, the function or the efficiency, but the reliability of the power supply. In other words, it must not break down especially in various extreme situations.

It is easy to guarantee the function of the power supply, but not the reliability, particularly the reliability of the power supply under harsh conditions. The reliability can only be achieved by a perfect management system which consists of advanced research technology, high-quality raw material platform, advanced equipment, excellent manufacturing process management, specialized screening sequence on reliability and rich experience.

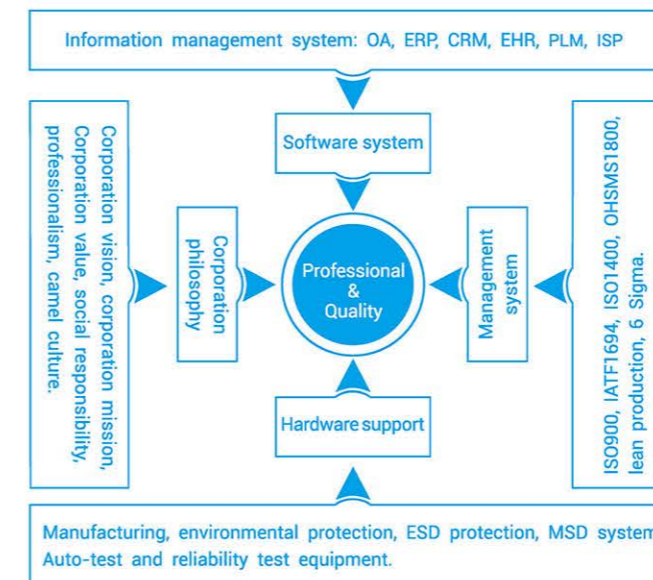
Meanwhile, the reliability of products depends on not only design and manufacturing but also customers' proper operation. Therefore, MORNSUN FAE team are ready to offer professional technical support to customers to enhance the reliability.

Therefore, improving the reliability of the products is not a simple task but a rather complex system.

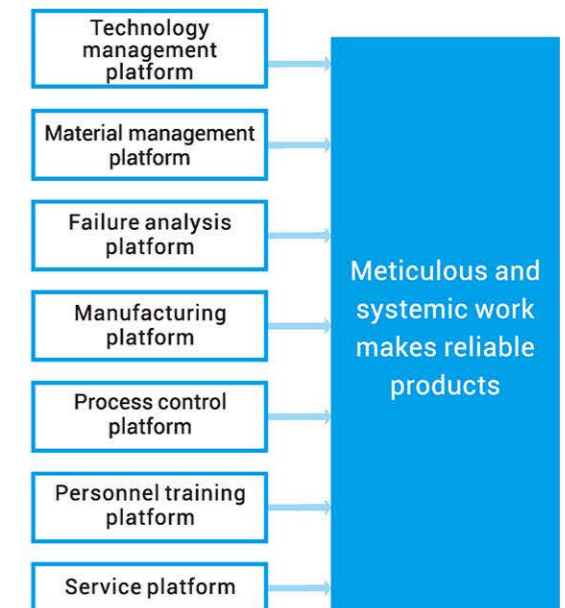
To meet customers demand and expectation, MORNSUN spends much time and money to improve the power supply reliability. In 2007, MORNSUN established the power supply reliability system and brought in 7 platforms to improve the reliability of MORNSUN products, including Technology management platform, Material management platform, Failure analysis platform, Manufacturing platform, Process control platform, Personnel training platform, Service platform. Thanks to these platforms, MORNSUN makes significant breakthroughs in all existing products and develops R3 DC-DC Converter with higher reliability and upgraded performance.

"No pain, no gain." The reliability can only be achieved by earnest, meticulous work, step by step, which is consistent with MORNSUN's Camel Culture. In conclusion, MORNSUN's meticulous and systemic work makes products reliable.

TQA System Architecture



Reliability Assurance





AC/DC

DC/DC

AC/DC Enclosed Switching Power Supply



01 AC/DC Enclosed Switching Power Supply

Standard Single Output	LM Series (15-600W)..... 08
Standard Multiple Outputs	LM Series (35-150W)..... 08
Single Output With PFC Function	LMF Series (75-1000W)..... 08

02 AC/DC Din Rail Power Supply

Standard	LI Series (15-150W)..... 09
With PFC Function	LIF Series (120-480W)..... 09

03 AC/DC Converter-Board Mount

DIY Flexible	LS Series (1-15W)..... 10
Open Frame & Cost-effective	LO Series (3-75W)..... 10
Open Frame & High power density	LOF Series (120-750W)..... 10
Ultra-compact Size	LD Series (3-90W)..... 11
High Reliable & Single Input	LH Series (10-85W)..... 11
High Reliable & Multiple Input	LH Series (5-20W)..... 11
Intelligent Interconnect Application	(1-20W)..... 11
Electric Power Application	(5-75W)..... 12
Medical Application	(15-750W)..... 12
Mining Application	(40-150W)..... 12

DC/DC Converter-Board Mount

Fixed Input Unregulated Output	A/B/D/E/F/G/H Series (0.5-3W)..... 13
Fixed Input Regulated Output	IB/IE/IF Series (0.75-1W)..... 13
2:1 Wide Input Open Frame	VC Series (3-400W) <small>For Telecom Application</small> 14
2:1 Wide Input	WR/VR Series (1-350W)..... 14
4:1 Wide Input	UR Series (3-200W)..... 15
7mm Ultra-thin Wide Input	(1-15W)..... 16
8:1 Ultra-wide Input	UW Series (1-3W)..... 16
12:1 Ultra-wide Input	UWTH1D Series (50-100W)..... 16
Ultra-wide high Input voltage	PV Series (5-350W)..... 16
Railway Application	URB/F1D Series (6-400W)..... 17
Automotive Application	C Series (1-8W)..... 17
Non-isolated Switching Regulator	K78/K12T/KU Series (0.3-10A)..... 17
High Output Voltage	HO1 Series (0.6-40W)..... 18
LED Driver	KC Series..... 18
For IGBT Driver	QA Series..... 18
For SiC MOSFET Driver	QA Series..... 18

More Products

Isolated CAN Bus Transceiver Module	CAN Series..... 19
Isolated RS-485 Transceiver Module	RS-485 Series..... 19
Isolated RS-232 Transceiver Module	RS-232 Series..... 19
UART/SPI-CAN Protocol Conversion Module	TDxUSPCAN Series..... 19
CAN/RS-485 Industrial Bus IC	SCM34xxA Series..... 20
Digital Signal Isolation IC	SCM37xxA Series..... 20
Digital Signal Isolation Module	TD Series..... 20
Analog Signal Conditioning Module	T Series..... 20
Current Transducer	TL Series..... 20
EMC Auxiliary Device	FC Series..... 21
IGBT Driver Module	QP/QC Series..... 21
Contact Control Module	KM Series..... 21

Selection Guide

Standard Single Output LM Series (15-600W)

Series	Power	Input Voltage Range	Output Voltage (VDC)	Markings	Page
LM15-23Bxx	305RAC 15W	85-305VAC/100-430VDC	3,3,5,12,15,24,48	RoHS	23
LM25-23Bxx	305RAC 25W	85-305VAC/100-430VDC	3,3,5,12,15,24,48	RoHS	23
LM35-23BxxR2	305RAC 35W	80-305VAC/100-430VDC	5,12,15,24,36,48,54	RoHS	23
LM50-23BxxR2	305RAC 50W	80-305VAC/100-430VDC	5,12,15,24,36,48,54	RoHS	23
LM75-23BxxR2	305RAC 75W	80-305VAC/110-430VDC	5,12,15,24,36,48,54	RoHS	23
LM100-23BxxR2	305RAC 100W	80-305VAC/100-430VDC	5,12,15,24,36,48,54	RoHS	23
LM150-23BxxR2	305RAC 150W	80-305VAC/100-430VDC	12,15,24,36,48,54	RoHS	23
LM200-23BxxR2	305RAC 200W	80-305VAC/100-430VDC	12,15,24,36,48,54	RoHS	25
LM350-22BxxR2	350W	176-264VAC/240-370VDC	12,15,24,36,48,54	RoHS	25
LM450-12Bxx	450W	176-264VAC/240-373VDC	12,15,24,27,36,48	RoHS	25
LM600-12Bxx	600W	176-264VAC/240-370VDC	12,15,24,27,36,48	RoHS	25

Standard Multiple Outputs LM Series (35-150W)

Series	Power	Input Voltage Range	No. of Outputs	Output Voltage (VDC)	Markings	Page
LM35-10Cxx	35W	85-264VAC/120-370VDC	3	+5/±12, +5/±15, +5/+24/+12	RoHS	27
LM35-10Dxx	35W	85-264VAC/120-370VDC	2	+5/+12, +5/+24	RoHS	27
LM50-10A12	50W	85-264VAC/120-370VDC	2	±12	RoHS	27
LM50-10Cxx	50W	85-264VAC/120-370VDC	3	+5/±12, +5/±15, +5/+24/+12	RoHS	27
LM50-10Dxx	50W	85-264VAC/120-370VDC	2	+5/+12, +5/+24	RoHS	27
LM60-10A15	60W	85-264VAC/120-370VDC	2	±15	RoHS	27
LM60-12A15	60W	165-264VAC/180-370VDC	2	±15	RoHS	27
LM75-10Cxx	75W	90-264VAC/120-370VDC	3	+5/±12, +5/±15, +5/+24/+12	RoHS	27
LM75-10Dxx	75W	90-264VAC/120-373VDC	2	+5/+12, +5/+24	RoHS	27
LM90-12A15	90W	165-264VAC/180-370VDC	2	±15	RoHS	27
LM100-10Cxx	100W	90-264VAC/120-370VDC	3	+5/±12, +5/±15, +5/+24/+12	RoHS	29
LM100-10Dxx	100W	90-264VAC/120-370VDC	2	+12/+24, +5/+24	RoHS	29
LM150-12A15	150W	165-264VAC/180-370VDC	2	±15	RoHS	29

Single Output With PFC Function LMF Series (75-1000W)

Series	Power	Input Voltage Range	Output Voltage (VDC)	Markings	Page
LMF75-23Bxx	305RAC 75W	85-305VAC/120-430VDC	5,12,15,24,48	RoHS	30
LMF100-23Bxx	305RAC 100W	85-305VAC/120-430VDC	12,15,24,48	RoHS	30
LMF150-23Bxx	305RAC 150W	85-305VAC/120-430VDC	12,15,24,48	RoHS	30
LMF200-23Bxx	305RAC 200W	85-305VAC/120-430VDC	5,12,15,24,36,48	RoHS	30
LMF320-23Bxx	305RAC 320W	85-305VAC/120-430VDC	4,5,12,15,24,27,48	RoHS	31
LMF350-23BxxUH	Ultra-narrow Chassis 350W	85-305VAC/120-430VDC	5,12,24,36,48	RoHS	31
LMF500-20Bxx	500W	80-264VAC/110-370VDC	12,15,24,27,36,48,54	RoHS	32
LMF600-20Bxx	600W	80-277VAC/110-390VDC	12,15,24,27,36,48	RoHS	32
LMF1000-20Bxx	1000W	90-264VAC/120-370VDC	12,15,24,27,36,48,54	RoHS	33

• This catalog is for reference only, not being the judgment basis for the use. For detailed datasheets please visit our website: www.mornsun-power.com.

AC/DC Din Rail Power Supply



AC/DC Converter-Board Mount



Standard LI Series (15-150W)

Series	Power	Input Voltage Range	Output Voltage (VDC)	Markings	Page
LI15-20BxxPR2	Plastic Case 15W	85-264VAC/120-370VDC (277VAC available)	5,12,15,24,48	RoHS CE UK	34
LI30-20BxxPR2	Plastic Case 30W	85-264VAC/120-370VDC	5,12,15,24,48	RoHS CE UK CB	34
LI60-20BxxPR2	Plastic Case 60W	85-264VAC/120-370VDC	5,12,15,24,48	RoHS CE UK CB	34
LI100-20BxxPR2	Plastic Case 100W	85-264VAC/120-370VDC	12,15,24,48	RoHS CE UK CB	35
LI150-20BxxPR2	Plastic Case 150W	85-264VAC/120-370VDC (277VAC available)	12,15,24,48	RoHS CE UK	35
L175-20BxxR2S	Metal Case 75W	90-264VAC/120-370VDC	12,24,48	RoHS CE UK	36
L1120-20BxxR2S	Metal Case 120W	90-264VAC/127-370VDC	12,24,48	RoHS CE UK	37
L1120-26Bxx	Metal Case 120W	180-600VAC/254-848VDC	12,24,48	RoHS	37

DIY Flexible LS Series (1-15W) 3P5RAC

Series	Power	Input Voltage Range	Output Voltage (VDC)	Markings	Page
LS01-K3B05SS	Non-isolated 1W	85-305VAC/70-430VDC	5	RoHS CE UK	40
LS03-K3B12SS	Non-isolated 3W	85-305VAC/70-430VDC	12	RoHS CE UK	40
LS03-13BxxR3	3W	85-305VAC/70-430VDC	3.3,5,9,12,15,24	RoHS CE UK CB	41
LS05-K3BxxSS	Non-isolated 5W	85-305VAC/70-430VDC	12,15,18	RoHS CE UK	40
LS05-13BxxR3(-F)	5W	85-305VAC/70-430VDC	3.3,5,9,12,15,24	RoHS CE UK CB	41
LS05-13Dxx	Dual Outputs 5W	85-305VAC/70-430VDC	5/12,5/24	RoHS CE UK	43
LS05-23BxxDR3	SIP 5W	85-305VAC/70-430VDC	3.3,5,9,12,15,24	RoHS CE UK	44
LS10-13BxxR3P(-F)	10W	85-305VAC/90-430VDC	3.3,5,9,12,15,24	RoHS CE UK CB	41
LS10-13Dxx	Dual Outputs 10W	85-305VAC/70-430VDC	5/5,5/12,5/15,5/24,12/12,5.7/5,5.7/12,5.7/24	RoHS CE UK	43
LS15-13BxxSS(-F)	15W	85-305VAC/100-430VDC	3.3,5,9,12,15,24	RoHS CE UK CB	41
LS15-23BxxDR3	SIP 15W	85-305VAC/100-430VDC	3.3,5,9,12,15,24	RoHS CE UK	44

With PFC Function LIF Series (120-480W)

Series	Power	Input Voltage Range	Output Voltage (VDC)	Markings	Page
LIF120-10BxxR2	120W	85-264VAC/120-370VDC	12,24,48	RoHS CE UK	38
LIF120-10BxxR2S-EX	Anti-explosion 120W	85-264VAC/120-370VDC	12,24,48	RoHS CE UK ATEX IECEx	38
LIF240-10BxxR2	240W	85-264VAC/120-370VDC	12,24,48	RoHS CE UK	38
LIF240-10BxxR2S	240W	85-264VAC/120-370VDC	12,24,48	RoHS CE UK	39
LIF240-26Bxx	Biphasic 240W	180-550VAC/254-780VDC	24,48	RoHS CE UK (Pending)	39
LIF480-10BxxR2	480W	85-264VAC/120-370VDC	24,48	RoHS CE UK	39

Open Frame & Cost-effective LO Series (3-75W)

Series	Power	Input Voltage Range	Output Voltage (VDC)	Markings	Page
LO03-10Bxx	Single Output 3W	85-264VAC/100-370VDC	3.3,5,9,12,15,24	RoHS CE UK	45
LO05-12Bxx	Single Output 5W	165-264VAC/230-370VDC	3.3,5,9,12,15,24	RoHS CE UK	45
LO10-13Bxx	3P5RAC Single Output 10W	85-305VAC/100-430VDC	3.3,5,9,12,15,24	RoHS CE UK	45
LO15-10Bxx	Single Output 15W	85-264VAC/100-370VDC	3.3,5,9,12,15,24	RoHS CE UK CB	45
LO30-10Bxx	Single Output 30W	85-264VAC/100-370VDC	3.3,5,9,12,15,24,48	RoHS CE UK CB	45
LO45-10Bxx	Single Output 45W	85-264VAC/100-370VDC	3.3,5,9,12,15,24,48	RoHS CE UK CB	45
LO65-10Bxx	Single Output 65W	85-264VAC/100-370VDC	5,9,12,15,24,48	RoHS CE UK CB	45
LO75-26Bxx	Single Output 75W	176-576VAC	12,24,48	RoHS	45
LO15-10Axx	Multiple Outputs 15W	85-264VAC/100-370VDC	±12, ±15	RoHS CE UK	47
LO15-10Dxxxx-xx	Multiple Outputs 15W	85-264VAC/100-370VDC	5/5,5/12,5/24	RoHS CE UK	47
LO30-10Axx	Multiple Outputs 30W	85-264VAC/100-370VDC	±12, ±15	RoHS CE UK	47
LO30-10Dxxxx-xx	Multiple Outputs 30W	85-264VAC/100-370VDC	5/5,5/12,5/24	RoHS CE UK	47
LO45-10Cxxxx-xx	Multiple Outputs 45W	85-264VAC/100-370VDC	±5/12,5/±12,5/±15	RoHS CE UK	47

Open Frame & High power density LOF Series (120-750W)

Series	Power	Input Voltage Range	Output Voltage (VDC)	Markings	Page
LOF120-20Bxx(-C)	120W	85-264VAC/120-370VDC	12,15,19,24,27,36,48,54	RoHS CE UK CB	49
LOF225-20Bxx(-C)	Air cooling: 130-140W 13CFM: 225W	85-264VAC/120-370VDC	12,15,18,19,24,27,36,48,54	RoHS CE UK CB	49
LOF350-20Bxx(-C)	Air cooling: 180-200W 20.5CFM: 300-351W	90-264VAC/127-370VDC	12,15,18,19,24,27,36,48,54	RoHS CE UK CB	49
LOF450-20Bxx(-C/-CF)	Air cooling: 250W 25CFM: 450W	90-264VAC/127-370VDC	12,15,18,19,24,27,36,48,54	RoHS CE UK (Pending)	51
LOF550-20Bxx(-C/-CF)	Air cooling: 320W 25CFM: 550W	90-264VAC/127-370VDC	12,15,18,19,24,27,36,48,54	RoHS CE UK (Pending)	51
LOF750-20Bxx	Air cooling: 400/450W 25CFM: 700/750W	90-264VAC/127-370VDC	12,15,24,27,36,48,54	RoHS CE UK (Pending)	51

• The products stringently comply with medical standards, meeting 2*MOPP safety level, and is suitable for the applications of BF device.

AC/DC Converter-Board Mount



AC/DC Converter-Board Mount



Ultra-compact Size LD Series (3-90W) **305RAC**

Series	Power	Input Voltage Range	Output Voltage (VDC)	Markings	Page
LD03-23BxxR2	3W	85-305VAC/100-430VDC	3.3,5,9,12,15,24	RoHS 305RAC CE CB UK	53
LD05-23BxxR2	5W	85-305VAC/100-430VDC	3.3,5,9,12,15,24	RoHS 305RAC CE CB UK	53
LD10-23Bxx-DW <small>Ultra-low Temperature</small>	10W	85-305VAC/100-430VDC	5,9,12,15,24	RoHS CE UK (Pending)	53
LD10-2WBxx <small>Ultra-wide Input Voltage</small>	10W	21.6-305VAC/18-430VDC	5,9,12,15,24	RoHS CE UK (Pending)	53
LD10-23BxxR2	10W	85-305VAC/100-430VDC	3.3,5,9,12,15,24	RoHS 305RAC CE CB UK	53
LD15-23BxxR2	15W	85-305VAC/100-430VDC	3.3,5,9,12,15,24	RoHS 305RAC CE CB UK	53
LD20-23BxxR2	20W	85-305VAC/100-430VDC	3.3,5,9,12,15,24	RoHS 305RAC CE CB UK	55
LD30-23BxxR2	30W	85-305VAC/100-430VDC	3.3,5,9,12,15,24,48	RoHS 305RAC CE CB UK	55
LD40-23BxxR2	40W	85-305VAC/100-430VDC	12,24	RoHS 305RAC CE UK (Pending)	55
LD60-23BxxR2	60W	85-305VAC/100-430VDC	24,48	RoHS 305RAC CE UK (Pending)	55
LD90-23BxxR2	90W	80-305VAC/110-430VDC	12,15,24,48	RoHS 305RAC CE UK (Pending)	55

High Reliable & Single Output LH Series (10-85W)

Series	Power	Input Voltage Range	Output Voltage (VDC)	Markings	Page
LH10-23BxxR2 305RAC	10W	85-305VAC/100-430VDC	3.3,5,9,12,15,24	RoHS 305RAC CE CB UK	57
LH15-23BxxR2 305RAC	15W	85-305VAC/100-430VDC	3.3,5,9,12,15,24,48	RoHS 305RAC CE CB UK	57
LH25-23BxxR2 305RAC	25W	85-305VAC/100-430VDC	3.3,5,9,12,15,24,48	RoHS 305RAC CE CB UK	57
LH85-20B12	85W	85-264VAC/100-370VDC	12	RoHS 305RAC CE CB UK	57

High Reliable & Multiple Outputs LH Series (5-20W)

Series	Power	Input Voltage Range	Output Voltage (VDC)	Markings	Page
LHE05-20Axxxx	5W	85-264VAC/100-370VDC	±5, ±12, ±15	RoHS	59
LHE05-20Cxxxx-xx	5W	85-264VAC/100-370VDC	5/±5,5/±12,5/±15	RoHS	59
LHE05-20Dxxxx-xx	5W	85-264VAC/100-370VDC	5/5,5/12,5/15,5/24	RoHS	59
LHE10-20Axxxx	10W	85-264VAC/100-370VDC	±5, ±12, ±15	RoHS	59
LHE10-20Cxxxx-xx	10W	85-264VAC/100-370VDC	5/±12,5/±15	RoHS	59
LHE10-20Dxxxx-xx	10W	85-264VAC/100-370VDC	5/5,5/12,5/15,5/24	RoHS	59
LHE15-20Axxxx	15W	85-264VAC/100-370VDC	±5, ±12, ±15	RoHS	59
LHE15-20Cxxxx-xx	15W	85-264VAC/100-370VDC	5/±5,5/±12,5/±15	RoHS	59
LHE15-20Dxxxx-xx	15W	85-264VAC/100-370VDC	5/5,5/12,5/24	RoHS	59
LHE20-20Axxxx	20W	85-264VAC/100-370VDC	±12, ±15	RoHS	59
LHE20-20Cxxxx-xx	20W	85-264VAC/100-370VDC	5/±12,5/±15	RoHS	60
LHE20-20Dxxxx-xx	20W	85-264VAC/100-370VDC	5/5,5/12,5/15,5/24	RoHS	60

Intelligent Interconnect Application (1-20W)

Series	Power	Input Voltage Range	Output Voltage (VDC)	Markings	Page
LSF01-K5BxxSS <small>Single Live Wire</small>	1W	8(15)-380VDC	5.5, 12.5, 24.5	RoHS CE UK	61
LS05-13Hxx <small>Meter</small>	5W	85-305VAC/70-430VDC	5/5,5/12	RoHS	61
CLS05-15B12R3 <small>Automobile</small>	5W	85-418VAC/100-591VDC	12	RoHS	61
KNX20-22A640 <small>KNX Bus</small>	20W	180-264VAC/254-370VDC	30	RoHS CE UK	61

Electric Power Application (5-75W)

Series	Power	Input Voltage Range	No. of Outputs	Output Voltage (VDC)	Markings	Page
LS05-15BxxR3	5W	85-418VAC/100-591VDC	1	9,12,15,24	RoHS	63
LS05-26BxxR3	5W	90-528VAC/100-745VDC	1	3.3,5,9,12,15,24	RoHS CE UK	63
LS10-26BxxR3	10W	85-528VAC/100-745VDC	1	3.3,5,9,12,15,24	RoHS	63
LD10-26Bxx	10W	90-528VAC/100-745VDC	1	3.3,5,9,12,15,24	RoHS CE UK	65
LD15-25BxxR2	15W	176-418VAC/248-591VDC	1	5,9,12,15,24	RoHS CE UK	65
LD20-26Bxx	20W	90-528VAC/100-745VDC	1	3.3,5,9,12,15,24	RoHS 305RAC CE CB UK	65
LD30-26BxxR2	30W	176-528VAC/248-746VDC	1	3.3,5,9,12,15,24,48	RoHS CE UK (Pending)	65
LO15-26Dxxxx-xx	15W	57-528VAC/80-745VDC	2	12/12,13.5/5	RoHS	69
LO20-10Cxxxx-xx	20W	85-264VAC/100-370VDC	3	5/+12/-12	RoHS	69
LO20-26Dxxxx-xx	20W	165-480VAC/230-680VDC	2	12.15/12	RoHS	69
LO30-10Cxxxx-xx	30W	85-264VAC/100-370VDC	3	5/+12/-12	RoHS	69
LO15-23BxxE	15W	85-305VAC/88-430VDC	1	3.3,5,12,15,24	RoHS CE UK	67
LO30-23BxxE	30W	85-305VAC/88-430VDC	1	3.3,5,12,15,24	RoHS CE UK	67
LO50-23BxxE	50W	85-305VAC/88-430VDC	1	3.3,5,9,12,15,24,27,48	RoHS CE UK	67
LO75-20BxxE	75W	85-264VAC/88-370VDC	1	3.3,5,9,12,15,24,27,48	RoHS CE CB UK	67

Medical Application (15-750W)

Series	Power	Input Voltage Range	Output Voltage (VDC)	Markings	Page
LH15-20BxxMU	15W	85-264VAC/100-370VDC	5,12,15,18,24	RoHS CE CB UK	71
LH25-20BxxMU	20W	85-264VAC/100-370VDC	5,12,15,18,24	RoHS CE CB UK	71
LO30-20BxxMU	30W	80-264VAC/100-370VDC	3.3,5,12,15,19,24,36,48	RoHS CE UK	71
LO45-20BxxSMU(-C) <small>5 years warranty</small>	45W	80-264VAC/100-370VDC	3.3,5,12,15,24,36,48	RoHS 305RAC CE UK	71
LO65-20BxxSMU(-C) <small>5 years warranty</small>	65W	80-264VAC/100-370VDC	3.3,5,12,15,24,36,48	RoHS 305RAC CE UK	71
LO120-20BxxMU	120W	85-264VAC/120-370VDC	12,15,24,27,36,48,54	RoHS CE UK	71
LOF120-20Bxx(-C) <small>5 years warranty</small>	120W	85-264VAC/120-370VDC	12,15,19,24,27,36,48,54	RoHS 305RAC CE CB UK	49
LOF225-20Bxx(-C) <small>5 years warranty</small>	Air cooling: 140W 13CFM: 225W	85-264VAC/120-370VDC	12,15,18,19,24,27,36,48,54	RoHS 305RAC CE CB UK	49
LOF350-20Bxx(-C) <small>5 years warranty</small>	Air cooling: 180-200W 20.5CFM: 300-351W	90-264VAC/127-370VDC	12,15,18,19,24,27,36,48,54	RoHS 305RAC CE CB UK	49
LOF450-20Bxx(-C/-CF)	Air cooling: 250W 25CFM: 450W	90-264VAC/127-370VDC	12,15,18,19,24,27,36,48,54	RoHS 305RAC CE UK (Pending)	51
LOF550-20Bxx(-C/-CF)	Air cooling: 320W 25CFM: 550W	90-264VAC/127-370VDC	12,15,18,19,24,27,36,48,54	RoHS 305RAC CE UK (Pending)	51
LOF750-20Bxx	Air cooling: 400/450W 25CFM: 700/750W	90-264VAC/127-370VDC	12,15,24,27,36,48,54	RoHS CE UK (Pending)	51

• The products stringently comply with medical standards, meeting 2*MOPP safety level, and is suitable for the applications of BF device.

Mining Application (40-150W)

Series	Power	Input Voltage Range	Output Voltage (VDC)	Markings	Page
PVA40-26Bxx <small>Mining Power</small>	40W	460-1500VAC	12,28,35	RoHS	73
PVA40-27Bxx <small>Mining Power</small>	40W	85-900VAC	18,24,30	RoHS	73
PVA70-27Bxx <small>Mining Power</small>	70W	85-900VAC	24,28,35	RoHS	73
PVA120-27Bxx <small>Mining Power</small>	120W	85-900VAC	24,28,35	RoHS	73
PVA150-27Bxx <small>Mining Power</small>	150W	85-850VAC	24,28,35	RoHS	73

More Products



EMC Auxiliary Device FC Series

Series	Function	Input Voltage Range	Max. Output Power/Current	Mounting	Markings	Page
FC-AX3D	DC/DC EMC Filter	10-36VDC	30W	PCB/Din-rail/Wiring	RoHS	173
FC-B02D	DC/DC EMC Filter	18-75VDC	30W	PCB/Din-rail/Wiring	RoHS	173
FC-D03D	DC/DC EMC Filter	18-36VDC	50W	PCB/Din-rail/Wiring	RoHS	173
FC-E03D	DC/DC EMC Filter	36-75VDC	75W	PCB/Din-rail/Wiring	RoHS	173
FC-A01D	DC/DC EMC Filter	9-36VDC	1A	PCB/Din-rail/Wiring	RoHS	173
FC-B01D	DC/DC EMC Filter	18-75VDC	1A	PCB/Din-rail/Wiring	RoHS	173
FC-C08D	DC/DC EMC Filter	14-160VDC	8A	PCB/Din-rail/Wiring	RoHS	173
FT-AX1D	DC/DC Pulse Group Suppressor	0-40VDC	1.5A	PCB/Din-rail/Wiring	RoHS	174
FT-BX1D	DC/DC Pulse Group Suppressor	0-80VDC	1.5A	PCB/Din-rail/Wiring	RoHS	174
FS-TD01D	485-AB Bus Surge Protection Module	0-5VDC	0.1A	PCB	RoHS	174
FL2D-xx-xxx	Common Mode Filter	/	0.5A/1A/3A/5A/8A	/	RoHS	175
FL2D-50/80-xxx	/	/	/	/	RoHS	175
FC-LxxD	AC/DC EMC Filter	85-305VAC	1.5A	PCB	RoHS	176
FC-L03(x)	AC/DC EMC Filter	0-305VAC	3.0A	Din-rail	RoHS CE	176

IGBT Driver Module QP/QC Series

Series	Integrated Power	VCC Voltage (VDC)	VEE Voltage (VDC)	Output Voltage Vo1 (VDC)	Output Voltage Vo2 (VDC)	Max. Driving Current (A)	Max. Frequency (kHz)	Isolation Voltage	Markings	Page
QP12W08S-37	YES	15	/	15	-9	±8	20	3750VAC	RoHS CE UK	177
QP12W08S-37A	YES	12	/	15	-9	±8	20	3750VAC	RoHS CE UK	177
QC962-8A	NO	15	-10	14	-9	±8	40	3750VAC	RoHS	177

Contacting Control Module KM Series

Series	Apparent Power	Control Voltage	Rated Operational Current	No-load Switching Frequency	Markings	Page
KM95-C0-0	6.5VA	90-275 VAC/VDC	95A	3600 times/h	RoHS	178
KM115-C0-0	6.5VA	75-305 VAC/VDC	115A	3600 times/h	RoHS	178

Pin-Out Details

DC/DC Converter Pin-Out

Vin	+Input
GND	Input GND
+Vo	+ Output
0V	Output GND
-Vo	Output
DC(-Vin)	-Input
DC(+Vin)	+Input
Vadj	Voltage Adjustable
Vref	Baseline Pins
Ctrl	ON/OFF Control Function
CASE	Connecting to the Pins of the Metal Enclosure
ON/OFF	ON/OFF Control, UVLO & Starting Time Delay Function
CS	With External Capacitor (Reduce Ripple)
Trim	Output Voltage Adjustable
-Sense	Voltage Output Remote Compensation (Output GND)
+Sense	Voltage Output Remote Compensation (Output+)
NC	No Electrical Connection
No Pin	No Pin
HV	High Voltage

AC/DC Converter Pin-Out

AC(N)	Neutral Wire
AC(L)	Live Wire
-Vo	-Output
+Vo	+Output
Trim	Output Voltage Adjustable
COM	Common
\perp	GND Protection
+V(CAP)	+External Capacitor
-V(CAP)	-External Capacitor
NC	No Electrical Connection
No Pin	No Pin

Isolation Transmitter Module Pin-Out

Pin+	Power Supply+
Pin-	Power Supply-
Pout+	Isolated Output+
Pout-	Isolated Output-
Pgnd	Isolated Output GND
Vo	Output
+Poss	+ Isolated Power, Output
-Poss	-Isolated Power, Output
FB	Input Feedback
Icom	Input Common
Ocom	Output Common
Pin com/GND	Power Common
Io	Current Output
Sin+	Signal Input+
Sin-	Signal Input-
Sout+	Signal Output+
Sout-	Signal Output-
+Piss	+ Isolated Power, Input
-Piss	-Isolated Power, Input
-IN	-Input
+IN	+Input
Pin	Power supply
Iin	Current Input
Adj	Gain Adjustable
GR	Gain auxiliary regulation
SG	Gain regulation
ZR	Zero auxiliary regulation
SZ	Zero regulation

Standard Single Output LM Series (200-600W)

Features:

- Input voltage range: 85-305VAC/100-430VDC
176-264VAC/240-370VDC
- Operating temperature range: -30°C to +70°C
- High efficiency, low standby power consumption
- Isolation voltage up to 4000VAC
- Low ripple & noise
- Output short circuit, over-current, over-voltage protections
- Meets IEC/EN/UL62368, EN60335, EN61558, GB4943 standards
- OVC III (designed to meet EN61558)



LM200-23BxxR2

Part No.	Power	Input voltage range	Output voltage/ current (Vo/Io1)	Efficiency(%) (typ.)
LM200-23B12R2	204W		12V/17A	90
LM200-23B15R2	210W		15V/14A	90.5
LM200-23B24R2	211.2W	80-305VAC/	24V/8.8A	91
LM200-23B36R2	212.4W	100-430VDC	36V/5.9A	91.5
LM200-23B48R2	211.2W		48V/4.4A	92
LM200-23B54R2	210.6W		54V/3.9A	92

LM350-22BxxR2

Part No.	Power	Input voltage range	Output voltage/ current (Vo/Io1)	Efficiency(%) (typ.)
LM350-22B12R2	348W		12V/29A	88.5
LM350-22B15R2	349.5W		15V/23.3A	88.5
LM350-22B24R2	350.4W	176-264VAC/	24V/14.6A	92
LM350-22B36R2	349.2W	240-370VDC	36V/9.7A	92
LM350-22B48R2	350.4W		48V/7.3A	92
LM350-22B54R2	351W		54V/6.5A	91

LM450-12Bxx

Part No.	Power	Input voltage range	Output voltage/ current (Vo/Io1)	Efficiency(%) (typ.)
LM450-12B12	450W		12V/37.5A	85
LM450-12B15	450W		15V/30A	86
LM450-12B24	451.2W	176-264VAC/	24V/18.8A	87
LM450-12B27	450.9W	240-373VDC	27V/16.7A	87
LM450-12B36	450W		36V/12.5A	87.5
LM450-12B48	451.2W		48V/9.4A	88

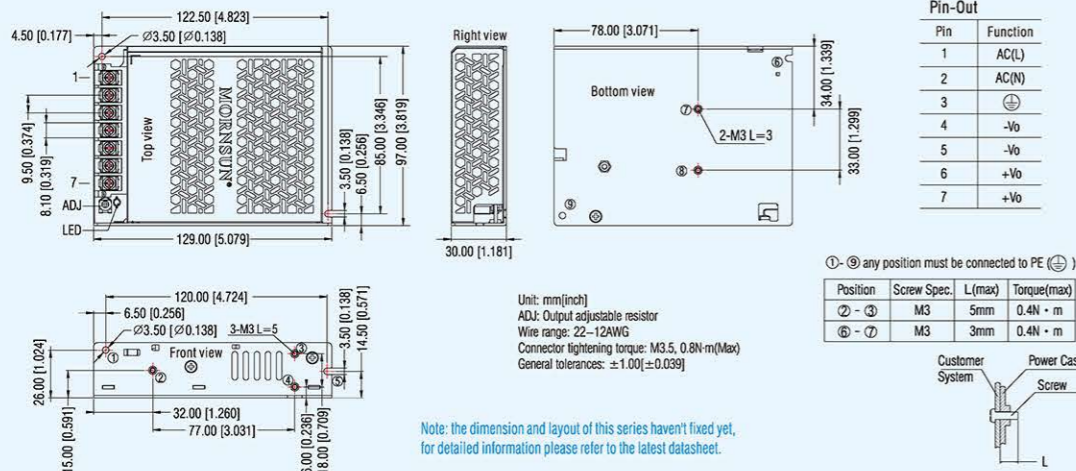
LM600-12Bxx

Part No.	Power	Input voltage range	Output voltage/ current (Vo/Io1)	Efficiency(%) (typ.)
LM600-12B12	600W		12V/50A	85
LM600-12B15	600W		15V/40A	86
LM600-12B24	600W	176-264VAC/	24V/25A	87
LM600-12B27	599.4W	240-370VDC	27V/22.2A	87
LM600-12B36	597.6W		36V/16.6A	87
LM600-12B48	600W		48V/12.5A	88

Note: All models have two variants. ① Terminal with protective cover series: with the suffix "-C"; ② Products with conformal coating series: with the suffix "-Q".

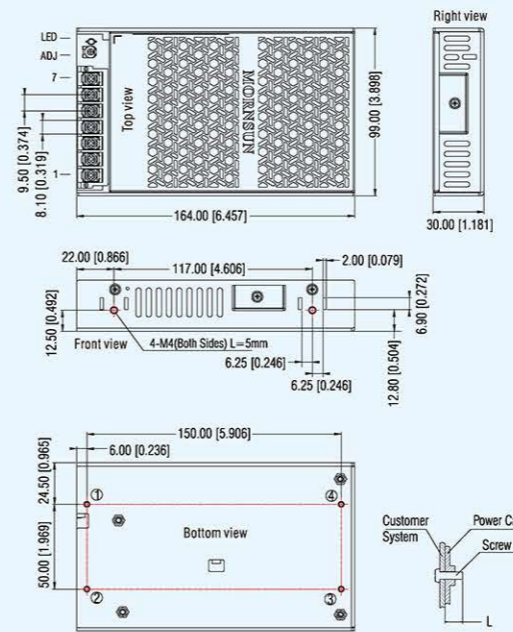
Package Dimension

1 LM200-23BxxR2 Series: LxWxH:129.00 x 97.00 x 30.00(mm)

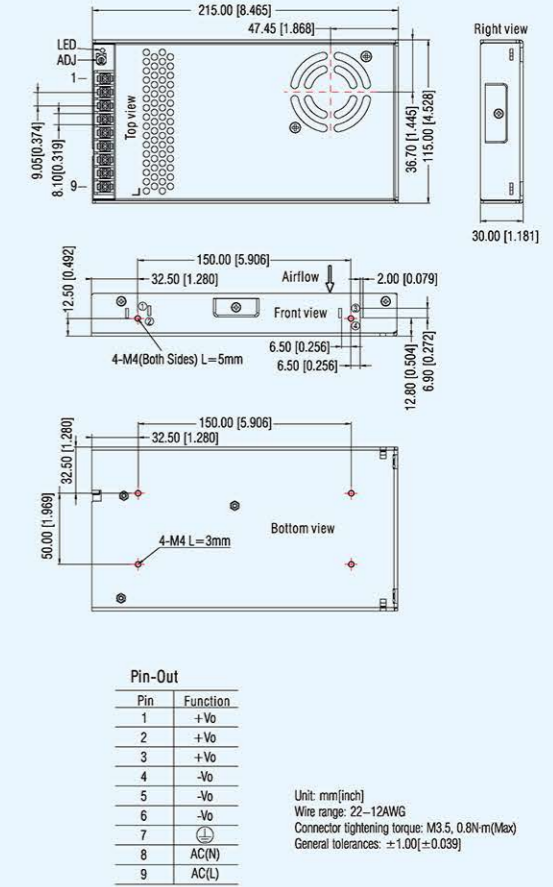


Package Dimension

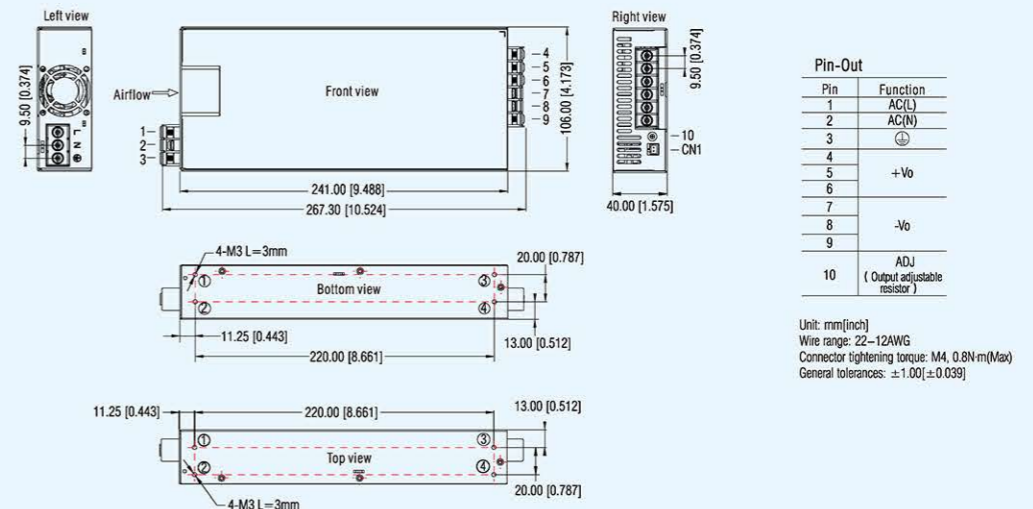
2 LM350-22BxxR2 Series: LxWxH:164.00 x 99.00 x 30.00(mm)



3 LM450-12Bxx Series: LxWxH:215.00 x 115.00 x 30.00(mm)



4 LM600-12Bxx Series: LxWxH:267.30 x 106.00 x 40.00(mm)



Standard Multiple Outputs

LM Series (100-150W)

Features:

- Input voltage range: 90-264VAC/120-370VDC
- Operating temperature range: -30°C to +70°C
- High efficiency, high reliability, and long lifespan
- Output short circuit, over-current, over-voltage protections
- EMI meets CISPR32/EN55032 CLASS B standards
- Meets IEC/EN/UL62368, EN60335, GB4943 standards



LM100-10Cxx

Selection Guide

Part No.	Power	Input voltage range	Output voltage/ current (Vo1/Io1)	Output voltage/ current (Vo2/Io2)	Output voltage/ current (Vo3/Io3)	Efficiency (%) (typ.)
LM100-10C051212-35	94W	90-264VAC/ 120-370VDC	+5V/8.0A	+12V/3.5A	-12V/1.0A	84
LM100-10C051515-30	95W		+5V/7.0A	+15V/3.0A	-15V/1.0A	85
LM100-10C052412-20	96W		+5V/6.0A	+24V/2.0A	+12V/1.5A	85

LM100-10Dxx

Selection Guide

Part No.	Power	Input voltage range	Output voltage/ current (Vo1/Io1)	Output voltage/ current (Vo2/Io2)	Efficiency (%) (typ.)
LM100-10D0524-30	97W	90-264VAC/ 120-370VDC	+5V/5.0A	+24V/3.0A	85
LM100-10D1224-20	96W		+12V/4.0A	+24V/2.0A	87

LM150-12A15

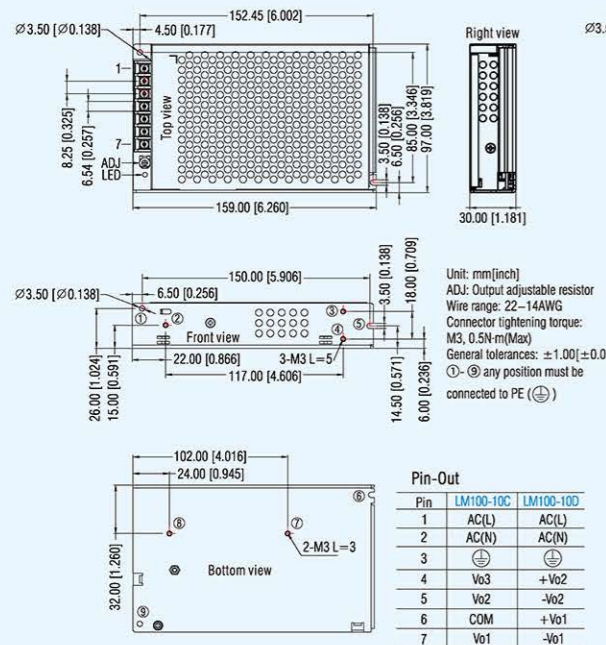
Selection Guide

Part No.	Power	Input voltage range	Output voltage/ current (Vo1/Io1)	Output voltage/ current (Vo2/Io2)	Efficiency (%) (typ.)
LM150-12A15	150W	165-264VAC/180-370VDC	+15V/5A	-15V/5A	85

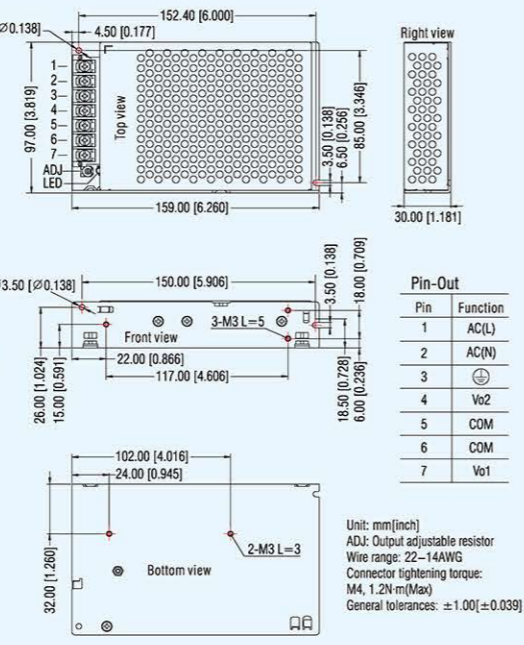
Note: All models have a variants. Products with conformal coating series: with the suffix "-C".

Package Dimension

1 LM100-10C/Dxx Series: LxWxH:159.00 x 97.00 x 30.00(mm)



2 LM150-12A15 Series: LxWxH:159.00 x 97.00 x 30.00(mm)



Single Output With PFC Function

LMF Series (75-200W)



Features:

- Input voltage range: 85-305VAC/120-430VDC
- Operating temperature range: -30°C to +70°C
- Active PFC Function
- Output short circuit, over-current, over-voltage, over-temperature protections (Built-in constant current limiting circuit)
- EMI meets CISPR32/EN55032 CLASS B standards
- Meets IEC/EN/UL62368, IEC/EN60335, GB4943, IEC/EN61558 standards



LMF75-23Bxx

Selection Guide

Part No.	Power	Input voltage range	Output voltage/ current (Vo1/Io1)	Efficiency (%) (typ.)
LMF75-23B05	75W	85-305VAC/ 120-430VDC	5V/15A	81
LMF75-23B12	75.6W		12V/6.3A	84
LMF75-23B15	75W		15V/5A	85
LMF75-23B24	76.8W		24V/3.2A	86
LMF75-23B48	76.8W		48V/1.6A	88

LMF100-23Bxx

Selection Guide

Part No.	Power	Input voltage range	Output voltage/ current (Vo1/Io1)	Efficiency (%) (typ.)
LMF100-23B12	102W	85-305VAC/ 120-430VDC	12V/8.5A	85
LMF100-23B15	100.5W		15V/6.7A	86
LMF100-23B24	100.8W		24V/4.2A	86
LMF100-23B48	100.8W		48V/2.1A	87

LMF150-23Bxx

Selection Guide

Part No.	Power	Input voltage range	Output voltage/ current (Vo1/Io1)	Efficiency (%) (typ.)
LMF150-23B12	150W	85-305VAC/ 120-430VDC	12V/12.5A	85.5
LMF150-23B15	150W		15V/10A	86
LMF150-23B24	151.2W		24V/6.3A	87
LMF150-23B48	153.6W		48V/3.2A	88

Note: All models have two variants. ① Terminal with protective cover series: with the suffix "-C";
② Products with conformal coating series: with the suffix "-Q".

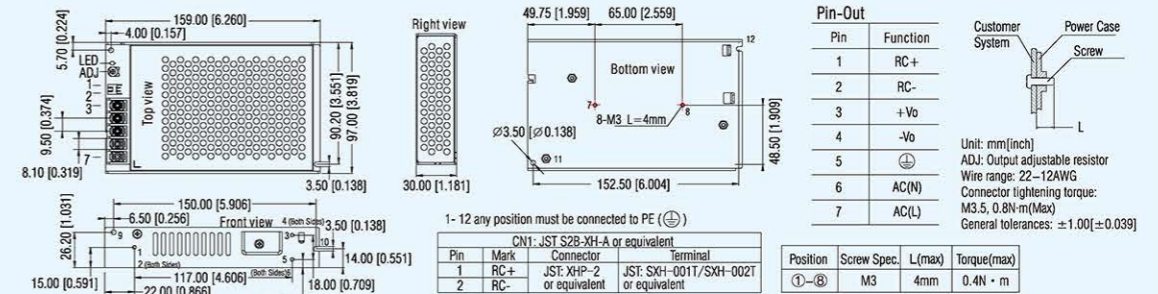
LMF200-23Bxx

Selection Guide

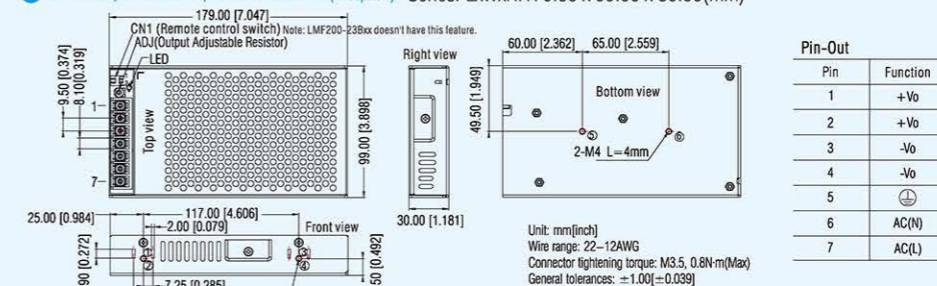
Part No.	Power	Input voltage range	Output voltage/ current (Vo1/Io1)	Efficiency (%) (typ.)
LMF200-23B05	200W	85-305VAC/ 120-430VDC	5V/40A	85
LMF200-23B12	200.4W		12V/16.7A	88
LMF200-23B15	201W		15V/13.4A	88
LMF200-23B24	201.6W		24V/8.4A	90
LMF200-23B36	201.6W		36V/5.6A	89
LMF200-23B48	201.6W		48V/4.2A	89

Package Dimension

1 LMF75-23Bxx Series: LxWxH:159.00 x 97.00 x 30.00(mm)



2 LMF100/150-23Bxx/LMF200-23Bxx(Except 5V) Series: LxWxH:179.00 x 99.00 x 30.00(mm)



Single Output With PFC Function LMF Series (320-350W)

Features:

- Input voltage range: 85-305VAC/120-430VDC
- Operating temperature range: -30°C to +70°C/-40°C to +85°C
- Active PFC Function
- Output short circuit, over-current, over-voltage, over-temperature protections (Built-in constant current limiting circuit)
- EMI meets CISPR32/EN55032 CLASS B standards
- Meets IEC/EN/UL62368, IEC/EN60335, GB4943, IEC/EN61558 standards



LMF320-23Bxx



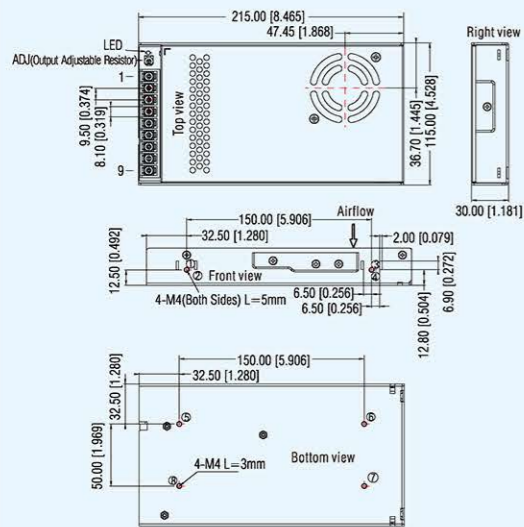
Selection Guide

Part No.	Power	Input voltage range	Output voltage/ current (Vo/Io1)	Efficiency (%) (typ.)
LMF320-23B04	240W	85-305VAC/ 120-430VDC	4V/60A	83
LMF320-23B05	300W		5V/60A	84
LMF320-23B12	320.4W		12V/26.7A	86.5
LMF320-23B15	321W		15V/21.4A	89
LMF320-23B24	321.6W		24V/13.4A	88.5
LMF320-23B27	321.3W		27V/11.9A	88
LMF320-23B48	321.6W		48V/6.7A	89

Note: All models have two variants. ① Terminal with protective cover series: with the suffix "-C";
② Products with conformal coating series: with the suffix "-Q".

Package Dimension

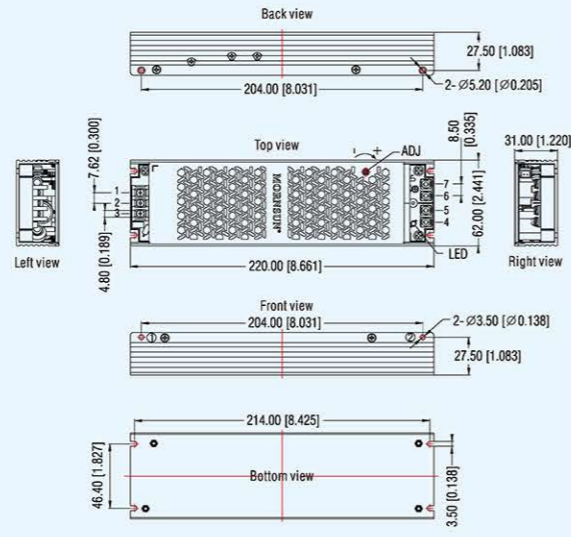
1 LMF320-23Bxx Series: LxWxH: 215.00 x 115.00 x 30.00 (mm)



Pin	Function	Pin	Function
1	+Vo	6	-Vo
2	+Vo	7	AC(N)
3	+Vo	8	AC(L)
4	-Vo	9	AC(L)
5	-Vo		

Unit: mm[inch]
Wire range: 22-14AWG
Connector tightening torque: M3.5, 0.8N·m(Max)
General tolerances: ±1.00[±0.039]

2 LMF350-23BxxUH Series: LxWxH: 220.00 x 62.00 x 31.00 (mm)



Pin	Function
1	⊕
2	AC(N)
3	AC(L)
4	+Vo
5	+Vo
6	-Vo
7	-Vo

Unit: mm[inch]
ADJ: Output adjustable resistor
Wire range: 22-14AWG
Connector tightening torque: M3, 0.5N·m(Max)
General tolerances: ±1.00[±0.039]

① - ②	M3	L(max)	0.4N·m
-------	----	--------	--------

Single Output With PFC Function LMF Series (500-600W)

Features:

- Operating temperature range: -30°C to +70°C/-40°C to +70°C
- Active PFC Function
- Output short circuit, over-current, over-voltage, over-temperature protections (Built-in constant current limiting circuit)
- EMI meets CISPR32/EN55032 CLASS B standards
- Meets IEC/EN/UL62368, IEC/EN60335, GB4943, IEC/EN61558 standards



LMF500-20Bxx



Selection Guide

Part No.	Power	Input voltage range	Output voltage/ current (Vo/Io1)	Efficiency (%) (typ.)
LMF500-20B12	500.4W	80-264VAC/ 110-370VDC	12V/41.7A	92
LMF500-20B15	501W		15V/33.4A	92
LMF500-20B24	501.6W		24V/20.9A	93
LMF500-20B27	502.2W		27V/18.6A	93
LMF500-20B36	500.4W		36V/13.9A	93
LMF500-20B48	499.2W		48V/10.4A	93
LMF500-20B54	502.2W		54V/9.3A	93

LMF600-20Bxx

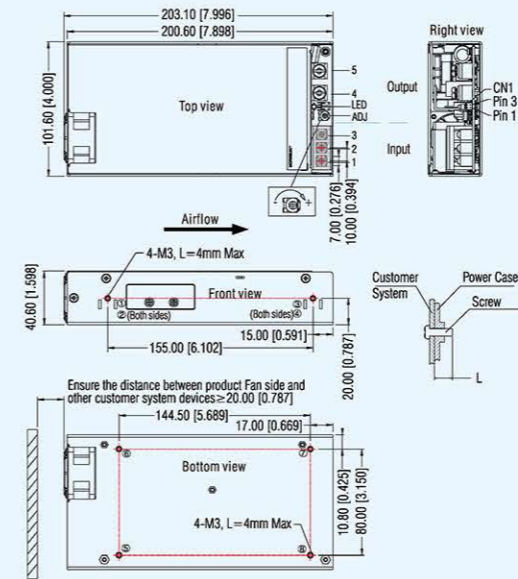


Selection Guide

Part No.	Power	Input voltage range	Output voltage/ current (Vo/Io1)	Efficiency (%) (typ.)
LMF600-20B12	600W	80-277VAC/ 110-390VDC	12V/50A	92
LMF600-20B15	600W		15V/40A	92
LMF600-20B24	600W		24V/25A	94
LMF600-20B27	600W		27V/22.3A	94
LMF600-20B36	600W		36V/16.7A	94
LMF600-20B48	600W		48V/12.6A	94

Package Dimension

1 LMF500-20Bxx Series: LxWxH: 203.10 x 101.60 x 40.60 (mm)



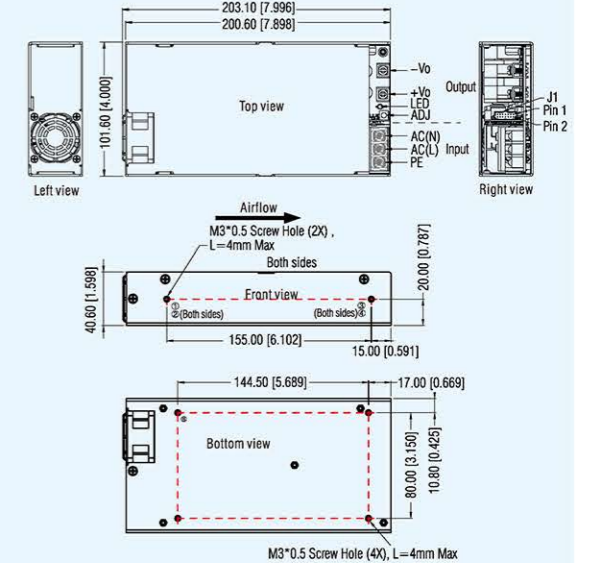
Pin	Function
1	PE
2	AC(N)
3	AC(L)
4	+Vo
5	-Vo

Pin	Function
1	PE
2	AC(N)
3	AC(L)
4	+Vo
5	-Vo

Note:
Unit: mm[inch]
ADJ: Output adjustable resistor
Input connector wire range: 22-14AWG
Input connector tightening torque: M4, 1.2N·m(Max)
Output connector (-Vo/+Vo) tightening torque: M5, 2.4N·m(Max)
General tolerances: ±1.00[±0.039]

Position	Screw Spec.	L(max)	Torque(max)
① - ⑧	M3	4mm	0.4N·m

2 LMF600-20Bxx Series: LxWxH: 203.10 x 101.60 x 40.60 (mm)



Pin	Function
1	PE
2	AC(N)
3	AC(L)
4	+Vo
5	-Vo

Note:
Unit: mm[inch]
Input connector wire range: 22-14AWG
Input connector tightening torque: M4, 1.2N·m(Max)
Output connector wire range: 22-12AWG
Output connector tightening torque: M3.5, 0.8N·m(Max)
General tolerances: ±1.00[±0.039]

Single Output With PFC Function LMF Series (1000W)

Features:

- Input voltage range: 90-264VAC/120-370VDC
- Operating temperature range: -30°C to +70°C
- Active PFC Function
- Output short circuit, over-current, over-voltage, over-temperature protections
- EMI meets CISPR32/EN55032 CLASS B standards
- Meets IEC/EN/UL62368, IEC/EN60335, GB4943, IEC/EN61558 standards



LMF1000-20Bxx



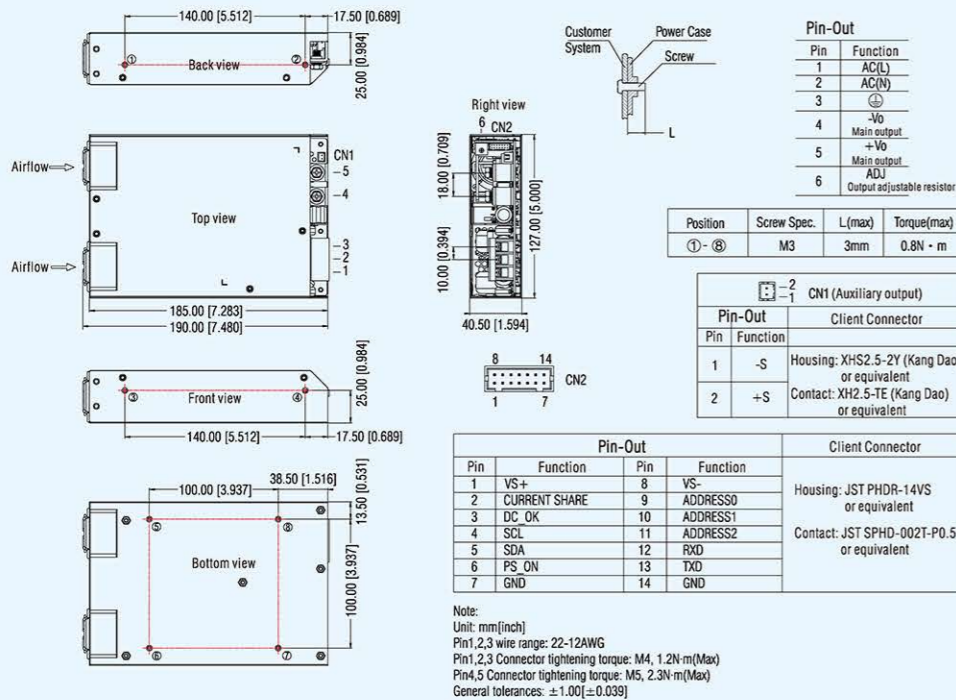
Selection Guide

Part No.	Power	Input voltage range	Output voltage/ current (Vo/Io1)	Efficiency (%) (typ.)
LMF1000-20B12	970W	90-264VAC/ 120-370VDC	12V/80A	92
LMF1000-20B15	970W		15V/64A	92
LMF1000-20B24	1018W		24V/42A	94
LMF1000-20B27	1017W		27V/37.3A	94
LMF1000-20B36	1018W		36V/28A	94
LMF1000-20B48	1018W		48V/21A	94
LMF1000-20B54	1019W		54V/18.7A	94

Note: All models have a variants. Products with conformal coating series: LMF1000-20Bxx-QQ.

Package Dimension

LMF1000-20Bxx Series: LxWxH:190.00 x 127.00 x 40.50(mm)



Standard (Plastic Case) LI Series (15-60W)

Features:

- Input voltage range: 85-264VAC/120-370VDC(277VAC is available)
- OVC III (designed to meet EN61558)
- Operating temperature range: -40°C to +70°C
- Output short circuit, over-current, over-voltage protections
- Low ripple & noise & high efficiency
- Meets UL/IEC/EN62368 standards



LI15-20BxxPR2

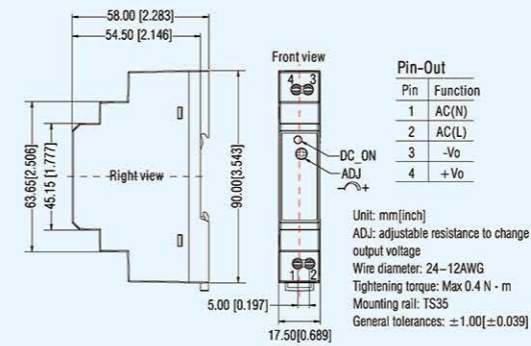


Selection Guide

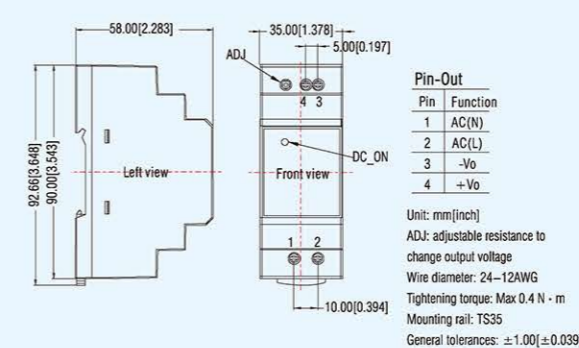
Part No.	Power	Input voltage range	Output voltage/ current (Vo/Io1)	Efficiency (%) (typ.)
LI15-20B05PR2	12W	85-264VAC/ 120-370VDC	5V/2.4A	80
LI15-20B12PR2	15W		12V/1.25A	85
LI15-20B15PR2	15W		15V/1A	85.5
LI15-20B24PR2	15.2W		24V/0.63A	86
LI15-20B48PR2	15.4W		48V/0.32A	87

Package Dimension

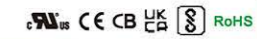
1 LI15-20BxxPR2 Series: LxWxH:17.50 x 90.00 x 58.00 (mm)



2 LI30-20BxxPR2 Series: LxWxH: 35.00 x 92.66 x 58.00(mm)



LI30-20BxxPR2



Selection Guide

Part No.	Power	Input voltage range	Output voltage/ current (Vo/Io1)	Efficiency (%) (typ.)
LI30-20B05PR2	15W	85-264VAC/ 120-370VDC	5V/3A	82
LI30-20B12PR2	24W		12V/2A	88
LI30-20B15PR2	30W		15V/2A	89
LI30-20B24PR2	36W		24V/1.5A	89
LI30-20B48PR2	36W		48V/0.75A	90

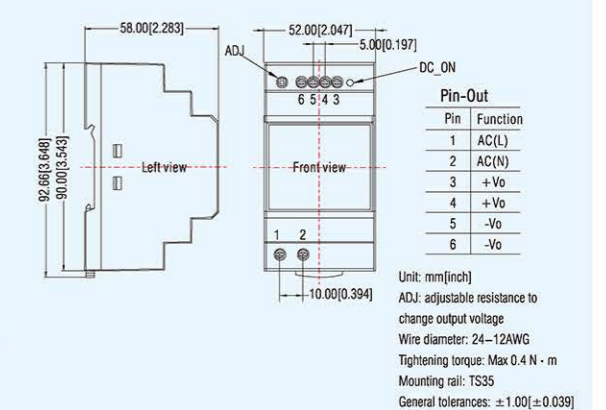
LI60-20BxxPR2



Selection Guide

Part No.	Power	Input voltage range	Output voltage/ current (Vo/Io1)	Efficiency (%) (typ.)
LI60-20B05PR2	32.5W	85-264VAC/ 120-370VDC	5V/6.5A	84
LI60-20B12PR2	54W		12V/4.5A	88
LI60-20B15PR2	60W		15V/4.0A	89
LI60-20B24PR2	60W		24V/2.5A	90
LI60-20B48PR2	60W		48V/1.25A	91

3 LI60-20BxxPR2 Series: LxWxH: 52.00 x 92.66 x 58.00(mm)



Standard (Plastic Case) LI Series (100-150W)

Features:

- Input voltage range: 85-264VAC/120-370VDC (Withstand 300VAC for 5s)
- OVC III (designed to meet EN61558)
- Operating temperature range: -40°C to +70°C
- Output short circuit, over-current, over-voltage protections
- Low ripple & noise, high efficiency, low standby power consumption
- Meets UL/EN/IEC62368 standards



LI100-20BxxPR2



Selection Guide

Part No.	Power	Input voltage range	Output voltage/ current (Vo/Io1)	Efficiency (%) (typ.)
LI100-20B12PR2	90W		12V/7.5A	88
LI100-20B15PR2	97.5W	85-264VAC/	15V/6.5A	89
LI100-20B24PR2	100.8W	120-370VDC	24V/4.2A	90
LI100-20B48PR2	100.8W		48V/2.1A	90

LI150-20BxxPR2

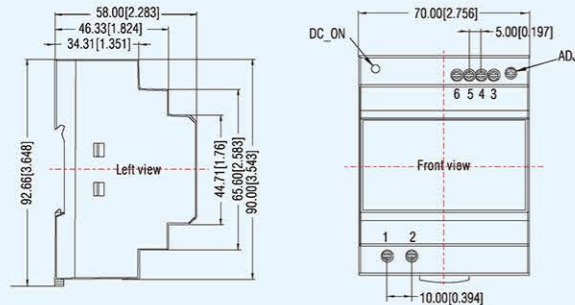


Selection Guide

Part No.	Power	Input voltage range	Output voltage/ current (Vo/Io1)	Efficiency (%) (typ.)
LI150-20B12PR2	135.6W		12V/11.3A	89
LI150-20B15PR2	142.5W	85-264VAC/	15V/9.5A	89.5
LI150-20B24PR2	150W	120-370VDC	24V/6.25A	91.5
LI150-20B48PR2	153.6W		48V/3.2A	91

Package Dimension

1 LI100-20BxxPR2 Series: LxWxH: 70.00 x 92.66 x 58.00(mm)

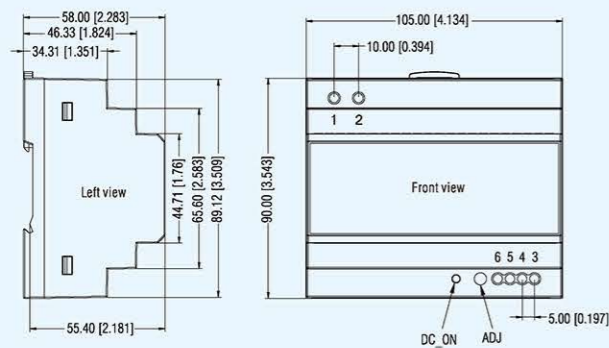


Pin-Out

Pin	Function
1	AC(L)
2	AC(N)
3	+Vo
4	+Vo
5	-Vo
6	-Vo

Unit: mm[inch]
 ADJ: adjustable resistance to change output voltage
 Wire diameter: 24-12AWG
 Tightening torque: Max 0.4 N·m
 Mounting rail: TS35
 General tolerances: ±1.00[±0.039]

2 LI150-20BxxPR2 Series: LxWxH: 105.00 x 90.00 x 58.00 (mm)



Pin-Out

Pin	Function
1	AC(L)
2	AC(N)
3	-Vo
4	-Vo
5	+Vo
6	+Vo

Unit: mm[inch]
 ADJ: adjustable resistance to change output voltage
 Wire diameter: 24-12AWG
 Tightening torque: Max 0.4 N·m
 Mounting rail: TS35
 General tolerances: ±1.00[±0.039]

Standard (Metal Case) LI Series (75W)

Features:

- Efficiency up to 91%
- Compact size
- Output short circuit, over-current, over-voltage, over-temperature protections
- Operating altitude up to 5000m
- Meets IEC61000-3-2 harmonic requirements, suitable for lighting circuits



LI75-20BxxR2S

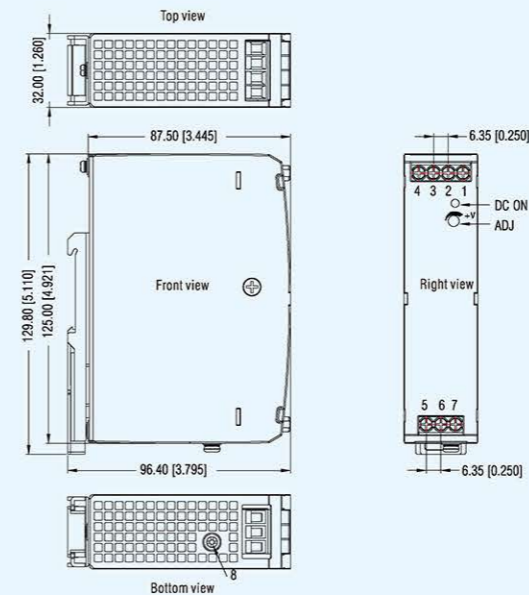


Selection Guide

Part No.	Power	Input voltage range	Output voltage/ current (Vo/Io1)	Efficiency (%) (typ.)
LI75-20B12R2S	75.6W		12V/6.3A	86
LI75-20B24R2S	76.8W	90-264VAC/	24V/3.2A	89
LI75-20B48R2S	76.8W	120-370VDC	48V/1.6A	90

Package Dimension

LI75-20BxxR2S Series: LxWxH: 32.00 x 125.00 x 87.50(mm)



Pin-Out

Pin	Function
1	-Vo
2	-Vo
3	+Vo
4	+Vo
5	AC(N)
6	AC(L)
7	⊕

Unit: mm[inch]
 ADJ: adjustable resistance to change output voltage
 Wire diameter: 26-10AWG
 Tightening torque: Max 0.4 N·m
 Mounting rail: TS35
 General tolerances: ±1.00[±0.039]

Standard (Metal Case) LI Series (120W)

Features:

- Efficiency up to 91%
- Compact size
- Output short circuit, over-current, over-voltage, over-temperature protections
- Operating altitude up to 5000m
- Meets IEC61000-3-2 harmonic requirements, suitable for lighting circuits



LI120-20BxxR2S



Part No.	Power	Input voltage range	Output voltage/ current (Vo/Io1)	Efficiency (%) (typ.)
LI120-20B12R2S	120W	90-264VAC/ 127-370VDC	12V/10A	85
LI120-20B24R2S	120W		24V/5A	88
LI120-20B48R2S	120W		48V/2.5A	89

LI120-26Bxx

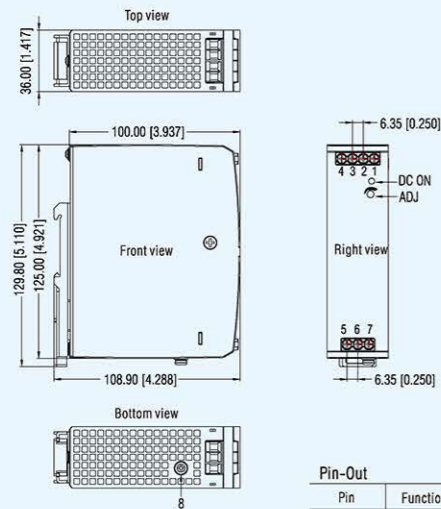


Part No.	Power	Input voltage range	Output voltage/ current (Vo/Io1)	Efficiency (%) (typ.)
LI120-26B12	120W	180-600VAC/ 254-848VDC	12V/10A	89.5
LI120-26B24	120W		24V/5A	91
LI120-26B48	120W		48V/2.5A	92

Package Dimension

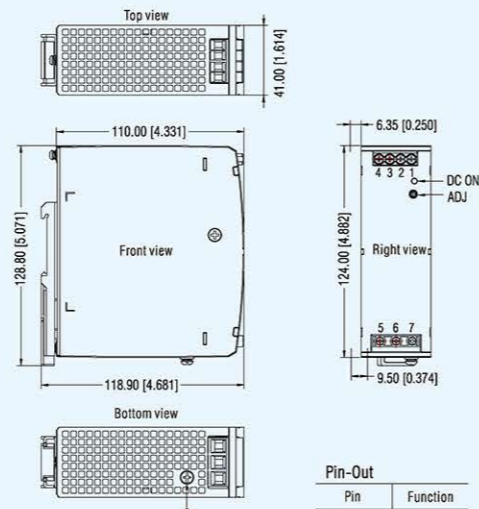
1 LI120-20BxxR2S Series: LxWxH:36.00 x 125.00 x 100.00(mm)

2 LI120-26Bxx Series: LxWxH:41.00 x 124.00 x 110.00(mm)



Pin	Function
1	-Vo
2	-Vo
3	+Vo
4	+Vo
5	AC(N)
6	AC(L)
7	⊕

Unit: mm[inch]
 ADJ: adjustable resistance to change output voltage
 Wire diameter: 26-10AWG
 Tightening torque: Max 0.4 N·m
 Mounting rail: TS35, rail needs to connect safety grounded
 General tolerances: ±1.00[±0.039]



Pin	Function
1	+Vo
2	-Vo
3	DC OK
4	DC OK
5	AC(L1)
6	AC(L2)
7	⊕

Note:
 Unit: mm[inch]
 DC ON: Output status indicator LED
 ADJ: Output adjustable resistor
 Wire range: Input: 26-10 AWG
 Output: 12V: 16-10AWG
 24V: 20-10AWG
 48V: 22-10AWG
 DC OK: 24-16AWG
 Tightening torque: Max 0.5 N·m
 Mounting rail: TS35, rail needs to connect safety ground
 General tolerances: ±1.00[±0.039]

With PFC Function LIF Series (120-240W)

Features:

- Efficiency up to 94%
- Active PFC function
- Output short circuit, over-current, over-voltage, over-temperature protections
- DC OK function
- Meets IEC/EN/UL62368, IEC/EN60079 standards
 LIF120-10BxxR2-EX are ATEX, IECEx explosion-proof certified



LIF120-10BxxR2



Part No.	Power	Input voltage range	Output voltage/ current (Vo/Io1)	Efficiency (%) (typ.)
LIF120-10B12R2	120W	85-264VAC/ 120-370VDC	12V/10A	93.5
LIF120-10B24R2	120W		24V/5A	94
LIF120-10B48R2	120W		48V/2.5A	94

LIF120-10BxxR2S-EX



Part No.	Power	Input voltage range	Output voltage/ current (Vo/Io1)	Efficiency (%) (typ.)
LIF120-10B12R2S-EX	120W	85-264VAC/ 120-370VDC	12V/10A	92
LIF120-10B24R2S-EX	120W		24V/5A	93
LIF120-10B48R2S-EX	120W		48V/2.5A	93.5

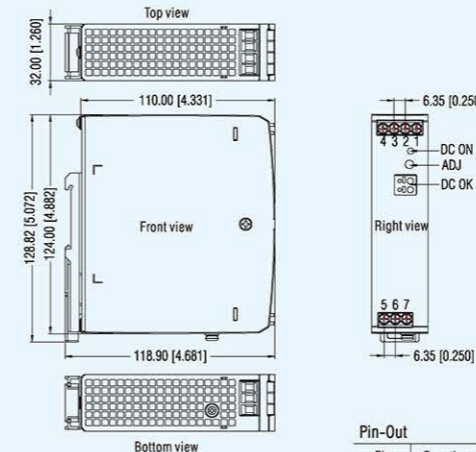
LIF240-10BxxR2



Part No.	Power	Input voltage range	Output voltage/ current (Vo/Io1)	Efficiency (%) (typ.)
LIF240-10B12R2	192W	85-264VAC/ 120-370VDC	12V/16A	92
LIF240-10B24R2	240W		24V/10A	94
LIF240-10B48R2	240W		48V/5A	94

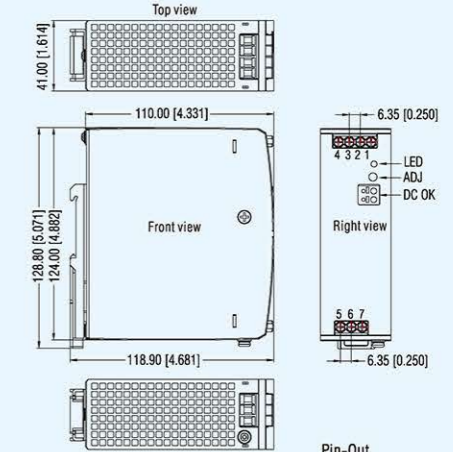
Package Dimension

1 LIF120-10BxxR2 Series: LxWxH: 32.00 x 124.00 x 110.00(mm)
 2 LIF120-10BxxR2S-EX Series: LxWxH: 41.00 x 124.00 x 110.00(mm)



Pin	Function
1	-Vo
2	-Vo
3	+Vo
4	+Vo
5	AC(N)
6	AC(L)
7	⊕

Note:
 Unit: mm[inch]
 DC ON: Output status indicator LED
 ADJ: Output adjustable resistor
 Wire range: Input: 26-10 AWG(12-10AWG for Pin7)
 Output: 12V: 16-10AWG 24V: 20-10AWG
 48V: 22-10AWG
 DC OK: 24-16AWG
 Tightening torque: 0.79±0.079 N·m
 Mounting rail: TS35, rail needs to connect safety ground
 General tolerances: ±1.00[±0.039]



Pin	Function
1	-Vo
2	-Vo
3	+Vo
4	+Vo
5	AC(N)
6	AC(L)
7	⊕

Note:
 Unit: mm[inch]
 DC ON: Output status indicator LED
 ADJ: Output adjustable resistor
 Wire range: Input: 26-10 AWG(12-10AWG for Pin7)
 Output: 12V: 12-10AWG 24V: 16-10AWG
 48V: 18-10AWG
 DC OK: 24-16AWG
 Tightening torque: Max 0.79 N·m
 Mounting rail: TS35, rail needs to connect safety ground
 General tolerances: ±1.00[±0.039]

With PFC Function LIF Series (240-480W)

Features:

- Efficiency up to 94%
- Compact size
- Active PFC function
- Output short circuit, over-current, over-voltage, over-temperature protections
- DC OK function
- Meets IEC/EN/UL62368, IEC/EN60079 standards

LIF240-10BxxR2S




Part No.	Power	Input voltage range	Output voltage/ current (Vo/Io1)	Efficiency (%) (typ.)
LIF240-10B12R2S	192W	85-264VAC/ 120-370VDC	12V/16A	93
LIF240-10B24R2S	240W		24V/10A	94
LIF240-10B48R2S	240W		48V/5A	94

LIF240-26Bxx



Part No.	Power	Input voltage range	Output voltage/ current (Vo/Io1)	Efficiency (%) (typ.)
LIF240-26B24	240W	180-550VAC/	24V/10A	91
LIF240-26B48	240W	254-780VDC	48V/5A	91

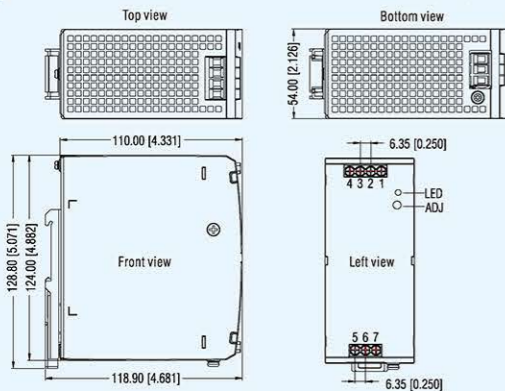
LIF480-10BxxR2



Part No.	Power	Input voltage range	Output voltage/ current (Vo/Io1)	Efficiency (%) (typ.)
LIF480-10B24R2	480W	85-264VAC/	24V/20A	94
LIF480-10B48R2	480W	120-370VDC	48V/10A	94

Package Dimension

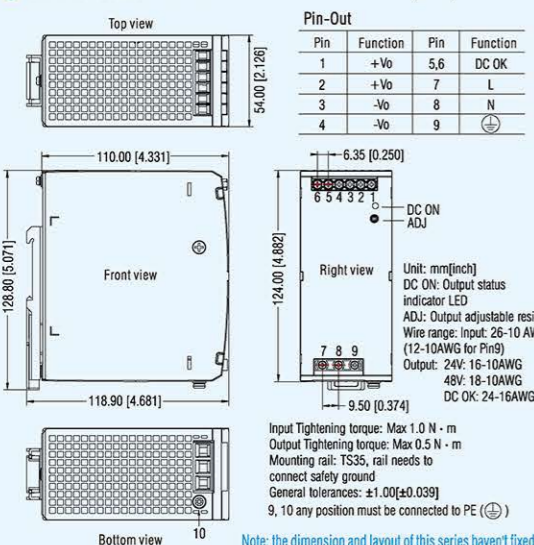
1 LIF240-10BxxR2S Series: LxWxH: 54 x 124 x 110(mm)



Pin	Function
1	-Vo
2	-Vo
3	+Vo
4	+Vo
5	AC(N)
6	AC(L)
7	⊕

Note:
Unit: mm[inch]
DC ON: Output status indicator LED
ADJ: Output adjustable resistor
Wire range: Input: 26-10 AWG(12-10AWG for Pin7)
Output: 12V: 12-10AWG
24V: 16-10AWG
48V: 18-10AWG
Tightening torque: Max 0.79 N·m
Mounting rail: TS35, rail needs to connect safety ground
General tolerances: ±1.00[±0.039]

2 LIF240-26Bxx Series: LxWxH: 54 x 124 x 110(mm)

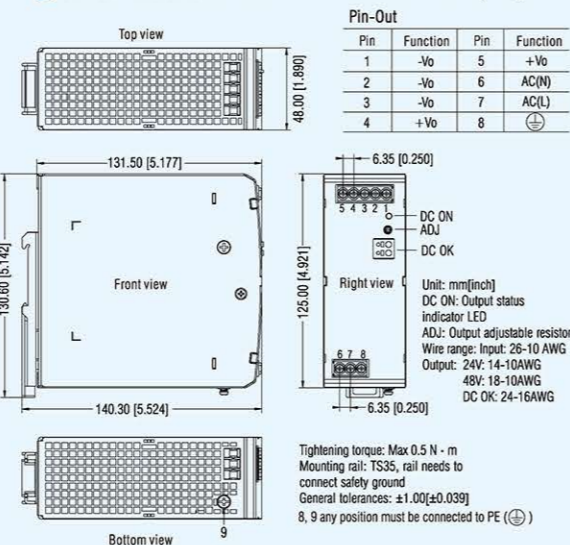


Pin	Function	Pin	Function
1	+Vo	5,6	DC OK
2	+Vo	7	L
3	-Vo	8	N
4	-Vo	9	⊕

Unit: mm[inch]
DC ON: Output status indicator LED
ADJ: Output adjustable resistor
Wire range: Input: 26-10 AWG (12-10AWG for Pin9)
Output: 24V: 16-10AWG
48V: 18-10AWG
DC OK: 24-16AWG
Input Tightening torque: Max 1.0 N·m
Output Tightening torque: Max 0.5 N·m
Mounting rail: TS35, rail needs to connect safety ground
General tolerances: ±1.00[±0.039]
9, 10 any position must be connected to PE (⊕)

Note: the dimension and layout of this series haven't fixed yet, for detailed information please refer to the latest datasheet.

3 LIF480-10BxxR2 Series: LxWxH: 48 x 125 x 131.5(mm)




Pin	Function	Pin	Function
1	-Vo	5	+Vo
2	-Vo	6	AC(N)
3	-Vo	7	AC(L)
4	+Vo	8	⊕

Unit: mm[inch]
DC ON: Output status indicator LED
ADJ: Output adjustable resistor
Wire range: Input: 26-10 AWG
Output: 24V: 14-10AWG
48V: 18-10AWG
DC OK: 24-16AWG
Tightening torque: Max 0.5 N·m
Mounting rail: TS35, rail needs to connect safety ground
General tolerances: ±1.00[±0.039]
8, 9 any position must be connected to PE (⊕)

DIY Flexible (Non-isolated) LS Series (1-5W)

Features:

- Input voltage range: 85-305VAC/70-430VDC
- Open frame & Compact size
- Flexible design for multi-application with specific EMC peripheral circuit
- Output short-circuit, over-current protections



LS01-K3B05SS



Part No.	Power	Input voltage range	Output voltage/ current (Vo/Io1)
LS01-K3B05SS	1W	85-305VAC/ 70-430VDC	5V/200mA

LS03-K3B12SS



Part No.	Power	Input voltage range	Output voltage/ current (Vo/Io1)
LS03-K3B12SS	3W	85-305VAC/ 70-430VDC	12V/250mA

LS05-K3BxxSS

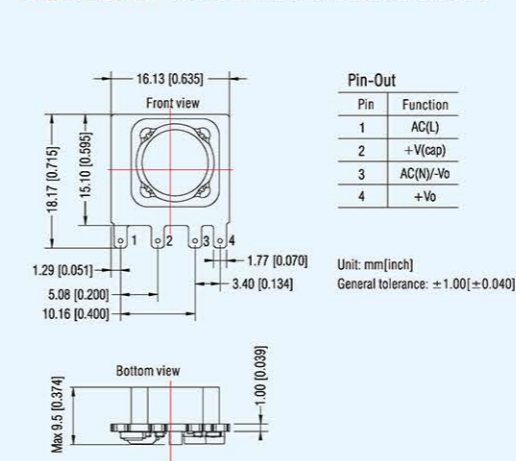


Part No.	Power	Input voltage range	Output voltage/ current (Vo/Io1)
LS05-K3B12SS	4W	85-305VAC/ 70-430VDC	12V/330mA
LS05-K3B15SS	5W		15V/330mA
LS05-K3B18SS	5W		18V/280mA

Warning: Non-isolated power supply, there is no insulation protection between output and input dangerous voltage, beware of electric shock!

Package Dimension

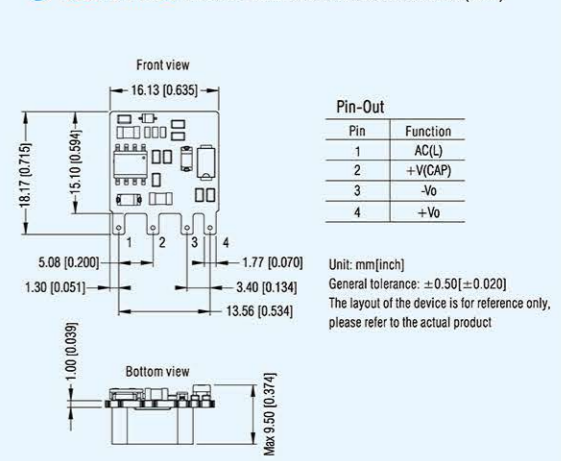
1 LSxx-K3BxxSS Series: LxWxH: 16.13 x 15.10 x 9.50(mm)



Pin	Function
1	AC(L)
2	+V(cap)
3	AC(N)/-Vo
4	+Vo

Unit: mm[inch]
General tolerance: ±1.00[±0.040]

2 LS05-K3BxxSS Series: LxWxH: 16.13 x 15.10 x 9.50 (mm)



Pin	Function
1	AC(L)
2	+V(CAP)
3	-Vo
4	+Vo

Unit: mm[inch]
General tolerance: ±0.50[±0.020]
The layout of the device is for reference only, please refer to the actual product


DIY Flexible (Standard)

LS Series (3-15W)

Features:

- Miniature layout & Flexible design for multi-application , low power consumption
- Ultra-wide input voltage range, accepts AC or DC input (dual-use of the same terminal)
- Operating temperature: -40°C to +85°C
- Output short-circuit, over-current and over-voltage protections
- Stable output, low ripple & noise
- Meets IEC/EN61558, IEC/EN60335 standards, IEC/UL/EN62368 approval

305RAC



LS03-13BxxR3



Selection Guide

Part No.	Power	Input voltage range	Output voltage/ current (Vo/Io1)	Efficiency(%) (typ.)
LS03-13B03R3	1.98W		3.3V/600mA	67
LS03-13B05R3	3W		5V/600mA	72
LS03-13B09R3	3W	85-305VAC/	9V/333mA	76
LS03-13B12R3	3W	70-430VDC	12V/250mA	77
LS03-13B15R3	3W		15V/200mA	78
LS03-13B24R3	3W		24V/125mA	80

LS05-13BxxR3(-F)



Selection Guide

Part No.	Power	Input voltage range	Output voltage/ current (Vo/Io1)	Efficiency(%) (typ.)
LS05-13B03R3(-F)	3.3W		3.3V/1000mA	69
LS05-13B05R3(-F)	5W		5V/1000mA	76
LS05-13B09R3(-F)	5W	85-305VAC/	9V/560mA	77
LS05-13B12R3(-F)	5W	70-430VDC	12V/420mA	79
LS05-13B15R3(-F)	5W		15V/340mA	79
LS05-13B24R3(-F)	5W		24V/210mA	81

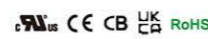
LS10-13BxxR3P(-F)



Selection Guide

Part No.	Power	Input voltage range	Output voltage/ current (Vo/Io1)	Efficiency(%) (typ.)
LS10-13B03R3P(-F)	6.6W		3.3V/2000mA	70
LS10-13B05R3P(-F)	10W		5V/2000mA	77
LS10-13B09R3P(-F)	10W	85-305VAC/	9V/1100mA	80
LS10-13B12R3P(-F)	10W	90-430VDC	12V/830mA	83
LS10-13B15R3P(-F)	10W		15V/670mA	83
LS10-13B24R3P(-F)	10W		24V/420mA	84

LS15-13BxxSS(-F)



Selection Guide

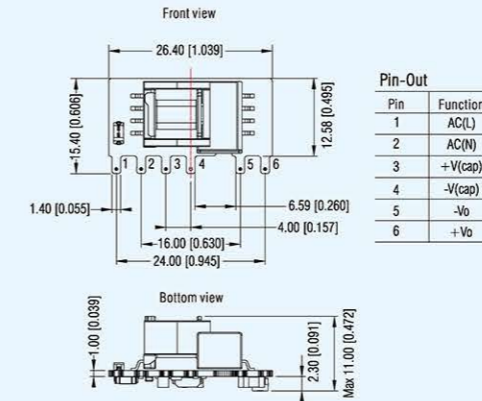
Part No.	Power	Input voltage range	Output voltage/ current (Vo/Io1)	Efficiency(%) (typ.)
LS15-13B03SS(-F)	9.9W		3.3V/3000mA	75
LS15-13B05SS(-F)	14W		5V/2800mA	77
LS15-13B09SS(-F)	15W	85-305VAC/	9V/1670mA	82
LS15-13B12SS(-F)	15W	100-430VDC	12V/1250mA	82
LS15-13B15SS(-F)	15W		15V/1000mA	84
LS15-13B24SS(-F)	15W		24V/625mA	85

Note:

1. The nominal output voltage refers to the voltage applied to the load terminal after adding external circuits.
2. If the product is used in a severe vibration application, it needs to be glued and fixed.
3. The layout of 3.3V/5V/9V and 12V/15V/24V outputs are varied due to different modes of rectification.
4. An "-F" suffix designates horizontal package vs. standard vertical mounting. For example, the corresponding model with 90-degree bending pins of LS15-13BxxSS is LS15-13BxxSS-F.
5. This series has high precision output primary-side feedback type products. Please contact our sales for more details.

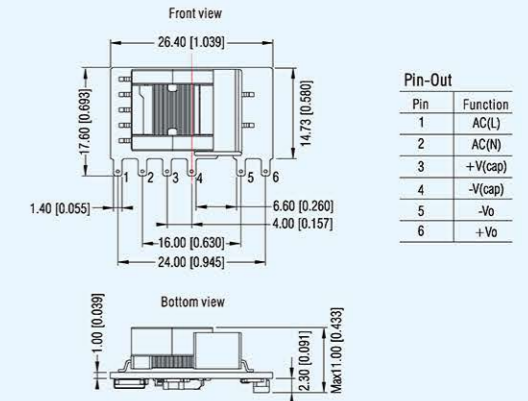
Package Dimension

① LS03-13BxxR3 Series: LxWxH:26.40 x 12.58 x 11.00 (mm)



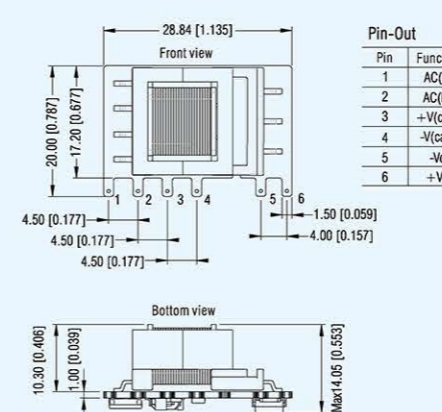
Unit: mm[inch]
 General tolerance: $\pm 1.00[\pm 0.039]$
 The layout of the device is for reference only, please refer to the actual product

② LS05-13BxxR3(-F) Series: LxWxH: 26.40 x 14.73 x 11.00(mm)



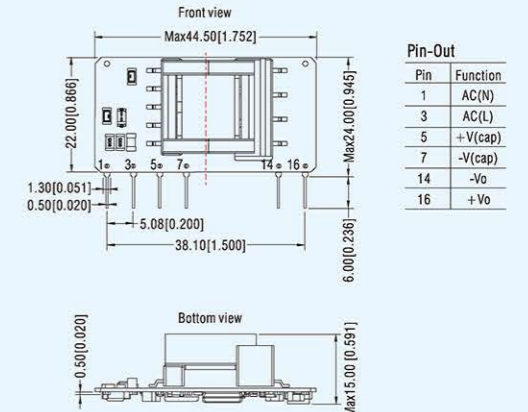
Unit: mm[inch]
 General tolerance: $\pm 1.00[\pm 0.039]$
 The layout of the device is for reference only, please refer to the actual product

③ LS10-13BxxR3P(-F) Series: LxWxH:28.84 x 17.20 x 14.05(mm)



Unit: mm[inch]
 General tolerance: $\pm 1.00[\pm 0.039]$
 The layout of the device is for reference only, please refer to the actual product

④ LS15-13BxxSS(-F) Series: LxWxH:44.50 x 24.00 x 15.00(mm)



Unit: mm[inch]
 Pin section tolerance: $\pm 0.10[\pm 0.004]$
 General tolerance: $\pm 0.50[\pm 0.020]$

DIY Flexible (Dual Outputs)

LS Series (5-10W)

Features:

- Ultra-wide input voltage range: 85-305VAC/70-430VDC
- Accepts AC or DC input (dual-use of the same terminal)
- Operating temperature: -40°C to +85°C
- Flexible design for various applications
- Miniature size, high power density, green power
- Output short-circuit, over-current and over-voltage protections



305RAC

LS05-13Dxx



Selection Guide

Part No.	Power	Input voltage range	Output voltage/ current (Vo1/Io1)	Output voltage/ current (Vo2/Io2)	Efficiency (%) (typ.)
LS05-13D0512-03	5W	85-305VAC/70-430VDC	5V/200mA	12V/330mA	78
LS05-13D0524-01	5W	85-305VAC/70-430VDC	5V/200mA	24V/167mA	78

LS10-13Dxx

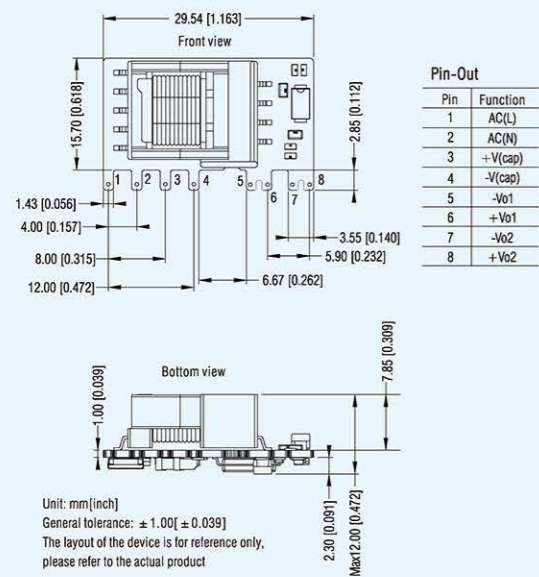


Selection Guide

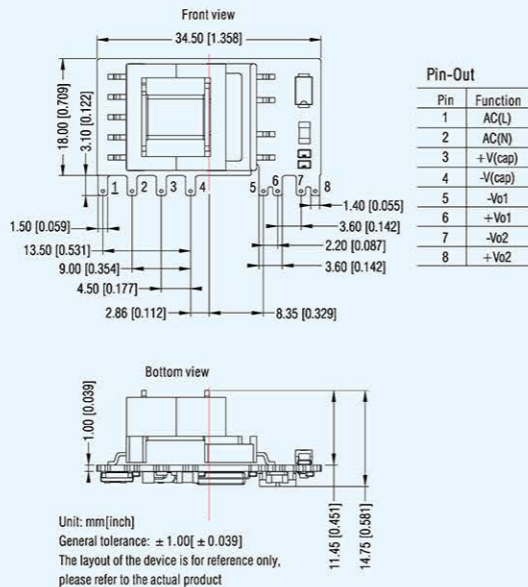
Part No.	Power	Input voltage range	Output voltage/ current (Vo1/Io1)	Output voltage/ current (Vo2/Io2)	Efficiency (%) (typ.)
LS10-13D0505-06	10W	85-305VAC/70-430VDC	5V/1400mA	5V/600mA	77
LS10-13DY505-06	10W		5.7V/1230mA	5V/600mA	77
LS10-13DY512-04	10W		5.7V/910mA	12V/400mA	80
LS10-13DY524-02	10W		5.7V/910mA	24V/200mA	80
LS10-13D1212-02	10W		12V/630mA	12V/200mA	82

Package Dimension

① LS05-13Dxx Series: LxWxH:29.54 x 15.70 x 12.00(mm)



② LS10-13Dxx Series: LxWxH:34.50 x 18.00 x 14.75 (mm)



DIY Flexible (SIP)

LS Series (5-15W)

Features:

- Ultra-wide input voltage range: 85-305VAC/70-430VDC, 85-305VAC/100-430VDC
- Accepts AC or DC input (dual-use of the same terminal)
- Operating temperature: -40°C to +85°C
- Flexible design for various applications, miniature size
- Low standby power consumption 0.1W
- Output short-circuit, over-current protections
- Plastic case meets UL94V-0
- Pollution Degree 3 (designed to meet IEC62368-1)



305RAC

LS05-23BxxDR3



Selection Guide

Part No.	Power	Input voltage range	Output voltage/ current (Vo1/Io1)	Efficiency (%) (typ.)
LS05-23B03DR3	3.3W	85-305VAC/70-430VDC	3.3V/1000mA	68
LS05-23B05DR3	5W		5V/1000mA	71
LS05-23B09DR3	5W		9V/560mA	74
LS05-23B12DR3	5W		12V/420mA	75
LS05-23B15DR3	5W		15V/340mA	77
LS05-23B24DR3	5W	24V/210mA	77	

LS15-23BxxDR3

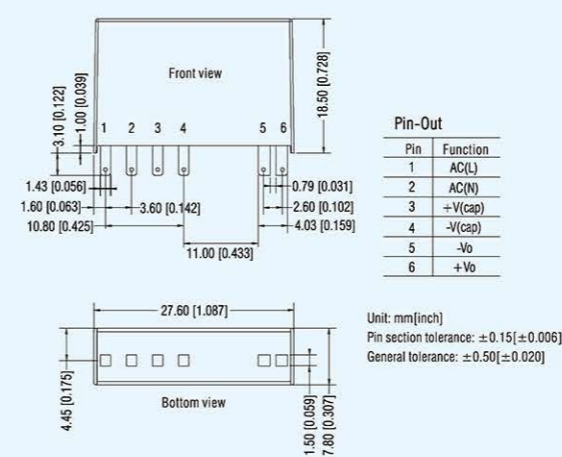


Selection Guide

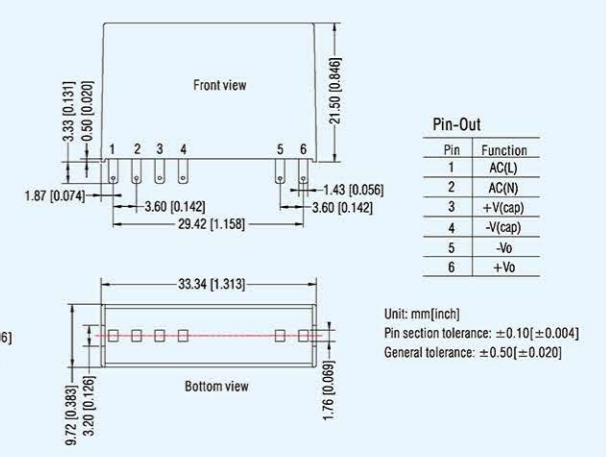
Part No.	Power	Input voltage range	Output voltage/ current (Vo1/Io1)	Efficiency (%) (typ.)
LS15-23B03DR3	9.9W	85-305VAC/100-430VDC	3.3V/3000mA	78
LS15-23B05DR3	15W		5V/3000mA	81
LS15-23B09DR3	15W		9V/1670mA	84
LS15-23B12DR3	15W		12V/1250mA	84
LS15-23B15DR3	15W		15V/1000mA	84
LS15-23B24DR3	15W	24V/625mA	84	

Package Dimension

① LS05-23BxxDR3 Series: LxWxH:27.60 x 18.50 x 7.80(mm)




② LS15-23BxxDR3 Series: LxWxH:33.34 x 21.50 x 9.72 (mm)



Open Frame & Cost-effective (Multiple Outputs) LO Series (15-45W)

Features:

- Input voltage range: 85-264VAC/100-370VDC
- Operating temperature: -25°C to +70°C
- High efficiency, high reliability, low ripple & noise
- Output short-circuit, over-current and over-voltage protections
- EMI performance meets CISPR32/EN55032 CLASS B
- LO30 series meets IEC/EN/UL62368, EN60335 standards
- LO45 series meets IEC/EN/UL62368 standards



LO15-10Axx

Selection Guide

Part No.	Power	Input voltage range	Output voltage/ current (Vo1/Io1)	Output voltage/ current (Vo2/Io2)	Output voltage/ current (Vo3/Io3)	Efficiency (%) (typ.)
LO15-10A12	15W	85-264VAC/	+12V/625mA	-12V/625mA	/	79
LO15-10A15	15W	100-370VDC	+15V/500mA	-15V/500mA	/	81



LO15-10Dxxxx-xx

Selection Guide

Part No.	Power	Input voltage range	Output voltage/ current (Vo1/Io1)	Output voltage/ current (Vo2/Io2)	Output voltage/ current (Vo3/Io3)	Efficiency (%) (typ.)
LO15-10D0505-15	15W	85-264VAC/	5V/1500mA	5V/1500mA	/	76
LO15-10D0512-07	15W	85-264VAC/	5V/1260mA	12V/720mA	/	80
LO15-10D0524-05	15W	100-370VDC	5V/720mA	24V/480mA	/	80



LO30-10Axx

Selection Guide

Part No.	Power	Input voltage range	Output voltage/ current (Vo1/Io1)	Output voltage/ current (Vo2/Io2)	Output voltage/ current (Vo3/Io3)	Efficiency (%) (typ.)
LO30-10A12	30W	85-264VAC/	+12V/1250mA	-12V/1250mA	/	82
LO30-10A15	30W	100-370VDC	+15V/1000mA	-15V/1000mA	/	82



LO30-10Dxxxx-xx

Selection Guide

Part No.	Power	Input voltage range	Output voltage/ current (Vo1/Io1)	Output voltage/ current (Vo2/Io2)	Output voltage/ current (Vo3/Io3)	Efficiency (%) (typ.)
LO30-10D0505-30	30W	85-264VAC/	5V/3000mA	5V/3000mA	/	79
LO30-10D0512-15	30W	85-264VAC/	5V/2520mA	12V/1440mA	/	81
LO30-10D0524-10	30W	100-370VDC	5V/1440mA	24V/960mA	/	84



LO45-10Cxxxx-xx

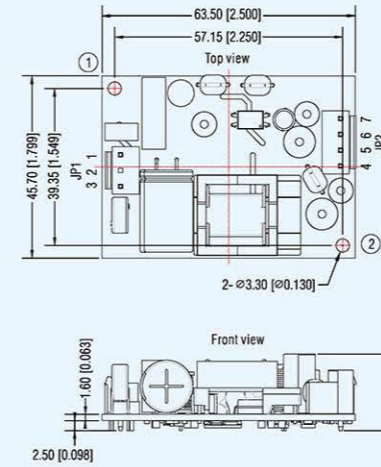
Selection Guide

Part No.	Power	Input voltage range	Output voltage/ current (Vo1/Io1)	Output voltage/ current (Vo2/Io2)	Output voltage/ current (Vo3/Io3)	Efficiency (%) (typ.)
LO45-10C050512-20	40.5W	85-264VAC/	5V/3000mA	12V/2000mA	-5V/300mA	78
LO45-10C051212-20	42.6W	85-264VAC/	5V/3000mA	12V/2000mA	-12V/300mA	78
LO45-10C051515-16	43.5W	100-370VDC	5V/3000mA	15V/1600mA	-15V/300mA	78



Package Dimension

1 LO15-10A/Dxx Series: LxWxH:63.50 x 45.70 x 21.00(mm)

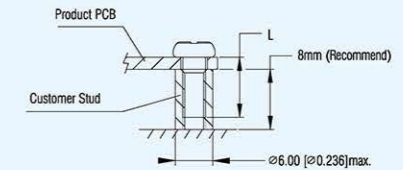


Pin-Out

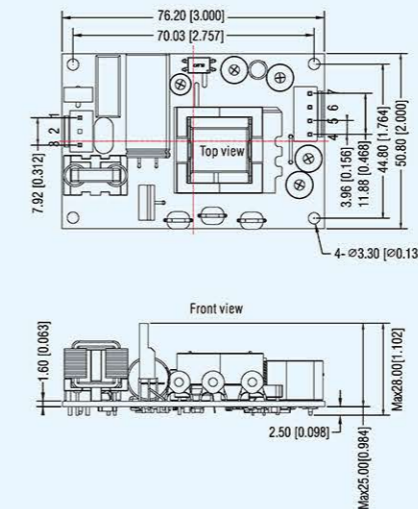
Connector	Pin	Function	Client Connectors
JP1	1	AC(L)	Housing: JST VHR Contact: JST SVH-21T-P1.1 or equivalent
	2	No Pin	
	3	AC(N)	
JP2	4	Vo2	Housing: JST VHR Contact: JST SVH-21T-P1.1 or equivalent
	5	COM2	
	6	COM1	
	7	Vo1	

Note:
There is an electrical connection between COM1 and COM2 of type A series, but not for type D series

Unit: mm[inch]
General tolerance: ±0.50[±0.020]
The layout of the device is for reference only, please refer to the actual product



2 LO30-10A/Dxx Series: LxWxH:76.20 x 50.80 x 28.00(mm)

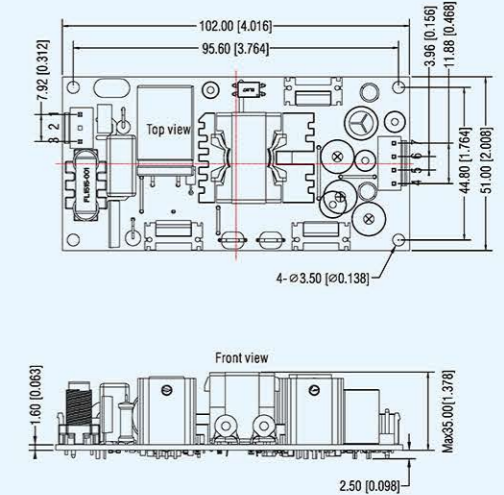


Pin-Out

Pin	Function	Connector	Terminal
1	AC(L)	VH-3A or B2P3-VH or the same Spec.	VH-3Y or VHR-3N or the same Spec.
2	No Pin		
3	AC(N)		
4	Vo2	VH-4A or B4P-VH or the same Spec.	VH-4Y or VHR-4N or the same Spec.
5	COM2		
6	COM1		
7	Vo1		

Unit: mm[inch]
General tolerance: ±0.50[±0.020]
Type A: COM1 is electrically connected to COM2
In JP1 model: VH-3A, Recommend terminal: VH-3Y
In JP2 model: VH-4A, Recommend terminal: VH-4Y
Mounting hole screwing torque: Max 0.4 N·m
The layout of the device is for reference only, please refer to the actual product

3 LO45-10Cxxxx-xx Series: LxWxH:102.00 x 51.00 x 35.00(mm)



Pin-Out

Pin	Function	Connector	Terminal
1	AC(L)	VH-3A or B2P3-VH or the same Spec.	VH-3Y or VHR-3N or the same Spec.
2	No Pin		
3	AC(N)		
4	-Vo3	VH-4A or B4P-VH or the same Spec.	VH-4Y or VHR-4N or the same Spec.
5	COM		
6	+Vo2		
7	+Vo1		

Unit: mm[inch]
General tolerance: ±0.50[±0.020]
In JP1 model: VH-3A, Recommend terminal: VH-3Y
In JP2 model: VH-4A, Recommend terminal: VH-4Y
Mounting hole screwing torque: Max 0.4 N·m
The layout of the device is for reference only, please refer to the actual product

Open Frame & High power density LOF Series (120-350W)

Features:

- Input voltage range: 85-264VAC/120-370VDC
- Active PFC function
- Output short circuit, over-current, over-voltage, over-temperature protections
- The base plate with conformal coating
- Operating altitude up to 5000m
- Low leakage current < 0.1mA
- Meets IEC/EN/UL62368-1, IEC/EN60335-1, IEC/EN61558-1, GB4943-1, IEC/EN/ES60601-1 standards



LOF120-20Bxx(-C)



Selection Guide

Part No.	Input voltage range	Cooling mode	Rated power	Output voltage/current(Vo/Io1)	Efficiency(%) (typ.)
LOF120-20B12	85-264VAC/ 120-370VDC	Air cooling	114W	12V/9.5A	94
LOF120-20B15		Air cooling	114W	15V/7.6A	94
LOF120-20B19		Air cooling	119.7W	19V/6.3A	93
LOF120-20B24		Air cooling	120W	24V/5A	95
LOF120-20B27		Air cooling	119.9W	27V/4.44A	95
LOF120-20B36		Air cooling	120W	36V/3.33A	94
LOF120-20B48		Air cooling	120W	48V/2.5A	94.5
LOF120-20B54		Air cooling	120W	54V/2.22A	94

LOF350-20Bxx(-C)



Selection Guide

Part No.	Input voltage range	Cooling mode	Rated power	Output voltage/current(Vo/Io1)	Efficiency(%) (typ.)
LOF350-20B12	90-264VAC/ 127-370VDC	Air cooling 20.5CFM	180W 300W	12V/15A 12V/25A	92
LOF350-20B15	90-264VAC/ 127-370VDC	Air cooling 20.5CFM	180W 325W	15V/12A 15V/21.67A	92
LOF350-20B18	90-264VAC/ 127-370VDC	Air cooling 20.5CFM	180W 324W	18V/10A 18V/18A	92.5
LOF350-20B19	90-264VAC/ 127-370VDC	Air cooling 20.5CFM	180.5W 324.9W	19V/9.5A 19V/17.1A	92.5
LOF350-20B24	90-264VAC/ 127-370VDC	Air cooling 20.5CFM	199.9W 350.4W	24V/8.33A 24V/14.6A	93
LOF350-20B27	90-264VAC/ 127-370VDC	Air cooling 20.5CFM	199.8W 351W	27V/7.4A 27V/13A	93
LOF350-20B36	90-264VAC/ 127-370VDC	Air cooling 20.5CFM	200.1W 350.28W	36V/5.56A 36V/9.73A	93
LOF350-20B48	90-264VAC/ 127-370VDC	Air cooling 20.5CFM	200.1W 350.4W	48V/4.17A 48V/7.3A	94
LOF350-20B54	90-264VAC/ 127-370VDC	Air cooling 20.5CFM	199.8W 351W	54V/3.7A 54V/6.5A	94

Pin-Out				
Pin	Function	Product Connector	Client Connector	
1	AC(N)	JST B3P-VH or equivalent	Housing: JST VHR	
2	NC		Contact: JST SVH-21T-P1.1 or equivalent	
3	AC(L)	JST B4P-VH or equivalent	Housing: JST VHR	
4, 5	-Vo		Contact: JST SVH-21T-P1.1 or equivalent	
6, 7	+Vo			

LOF225-20Bxx(-C)



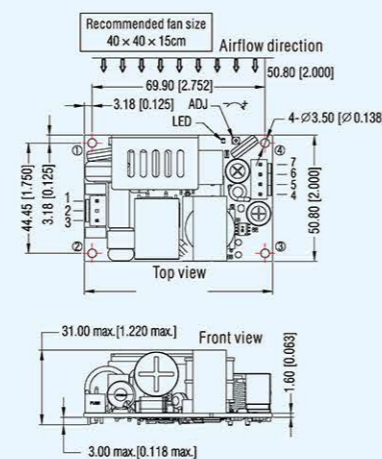
Selection Guide

Part No.	Input voltage range	Cooling mode	Rated power	Output voltage/current(Vo/Io1)	Efficiency(%) (typ.)
LOF225-20B12	85-264VAC/ 120-370VDC	Air cooling 13CFM	140W 225W	12V/11.67A 12V/18.75A	93
LOF225-20B15	85-264VAC/ 120-370VDC	Air cooling 13CFM	140W 225W	15V/9.33A 15V/15A	93
LOF225-20B18	85-264VAC/ 120-370VDC	Air cooling 13CFM	140W 225W	18V/7.78A 18V/12.5A	93
LOF225-20B19	85-264VAC/ 120-370VDC	Air cooling 13CFM	140W 225W	19V/7.37A 19V/11.84A	93
LOF225-20B24	85-264VAC/ 120-370VDC	Air cooling 13CFM	140W 225W	24V/5.83A 24V/9.4A	94
LOF225-20B27	85-264VAC/ 120-370VDC	Air cooling 13CFM	130W 225W	27V/4.81A 27V/8.35A	94
LOF225-20B36	85-264VAC/ 120-370VDC	Air cooling 13CFM	140W 225W	36V/3.88A 36V/6.25A	94
LOF225-20B48	85-264VAC/ 120-370VDC	Air cooling 13CFM	140W 225W	48V/2.91A 48V/4.7A	94
LOF225-20B54	85-264VAC/ 120-370VDC	Air cooling 13CFM	140W 225W	54V/2.59A 54V/4.17A	94

Note: Metal enclosure series: series with the suffix "-C".

Package Dimension

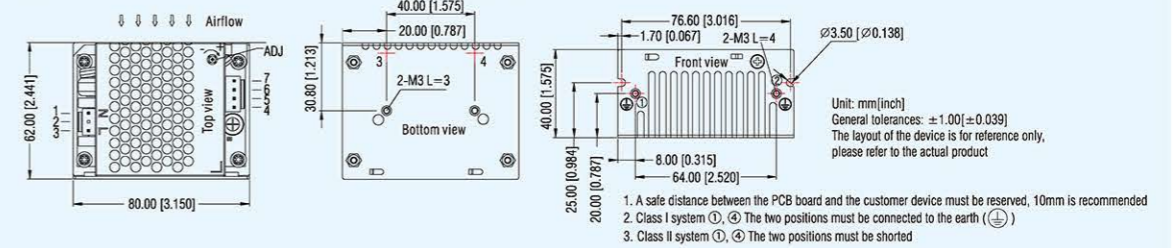
1 LOF120-20Bxx Series: LxWxH:76.20 x 50.80 x 31.00(mm)



Package Dimension

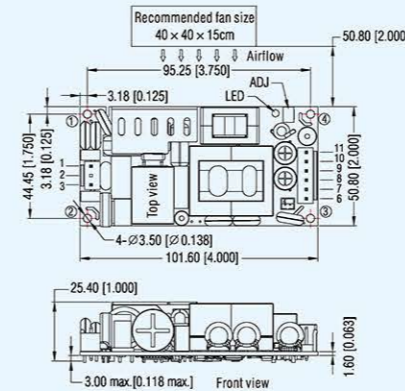
2 LOF120-20Bxx-C Series: LxWxH:80.00 x 62.00 x 40.00(mm)

This series "pin function" is the same as LOF120-20Bxx



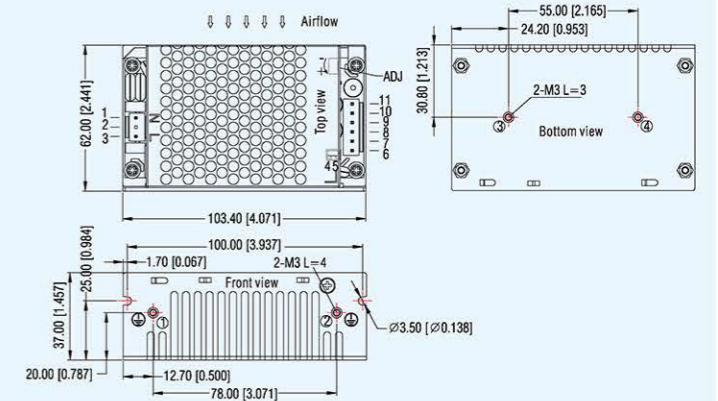
1. A safe distance between the PCB board and the customer device must be reserved, 10mm is recommended
2. Class I system ①, ④ The two positions must be connected to the earth (⊕)
3. Class II system ②, ③ The two positions must be shorted

3 LOF225-20Bxx Series: LxWxH:101.60 x 50.80 x 25.40(mm)



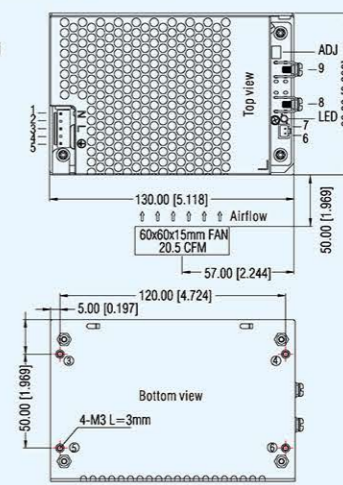
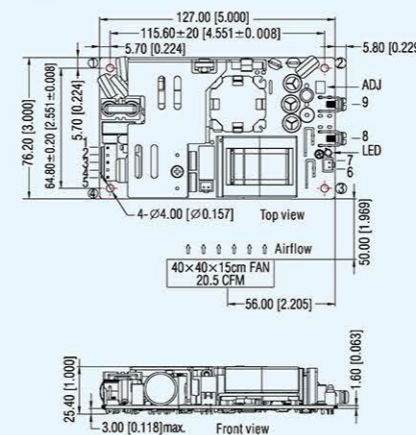
Pin-Out			
Pin	Function	Product Connector	Client Connector
1	AC(N)/DC-	JST B3P-VH or equivalent	Housing: JST VHR Contact: JST SVH-21T-P1.1 or equivalent
2	NC		
3	AC(L)/DC+	JST B2B-PH-K-S or equivalent	Housing: JST PHR-2 Contact: JST SPH-002T-P0.56 or equivalent
4	Fan-		
5	Fan+	JST B6P-VH or equivalent	Housing: JST VHR Contact: JST SVH-21T-P1.1 or equivalent
6, 7, 8	-Vo		
9, 10, 11	+Vo		

4 LOF225-20Bxx-C Series: LxWxH:103.40 x 62.00 x 37.00(mm)



1. Unit: mm[inch]
2. General tolerances: ±1.00[±0.039]
3. Please do not use fan power to power other devices
4. The layout of the device is for reference only, please refer to the actual product
5. A safe distance between the PCB board and the customer device must be reserved, 10mm is recommended
6. Class I system ①, ③ The two positions must be connected to the earth (⊕)
7. Class II system ②, ④ The two positions must be shorted

5 LOF350-20Bxx Series: LxWxH:127.00 x 76.20 x 25.40(mm)



Pin-Out			
Pin	Function	Product Connector	Client Connector
1	AC(N)	JST B5P-VH or equivalent	Housing: JST VHR Contact: JST SVH-21T-P1.1 or equivalent
2	NC		
3	AC(L)	Kan Dao 2.5XHS-2A or equivalent	Housing: Kan Dao 2.5XHS-2Y Contact: Kan Dao 2.5XH-TE or equivalent
4	NC		
5	⊕		
6	FAN-		
7	FAN+		
8	-Vo		
9	+Vo		

Unit: mm[inch]
General tolerances: ±1.00[±0.039]
Connector tightening torque: M3.5, 0.8N·m
Wire range: 18-14AWG
The layout of the device is for reference only, please refer to the actual product

1. A safe distance between the PCB board and the customer device must be reserved, 10mm is recommended
2. Class I system ①, ②, ④ The two positions must be connected to the earth (⊕)
3. Class II system ③, ⑤ The two positions must be shorted

Open Frame & High power density LOF Series (450-750W)

Features:

- Input voltage range: 90-264VAC/127-370VDC
- Active PFC function
- Output short circuit, over-current, over-voltage, over-temperature protections
- The base plate with conformal coating
- Operating altitude up to 5000m
- Low leakage current < 0.1mA
- Meets IEC/EN/UL62368-1, IEC/EN60335-1, IEC/EN61558-1, GB4943-1, IEC/EN/ES60601-1 standards



LOF450-20Bxx(-C/-CF)

Selection Guide					
Part No.	Input voltage range	Cooling mode	Rated power	Output voltage/current(Vo1/Io1)	Efficiency(%) (typ.)
LOF450-20B12	90-264VAC/127-370VDC	Air cooling 25CFM	250W 400W	12V/20.8A 12V/33.3A	91
LOF450-20B15	90-264VAC/127-370VDC	Air cooling 25CFM	250W 400W	15V/16.7A 15V/26.7A	92
LOF450-20B18	90-264VAC/127-370VDC	Air cooling 25CFM	250.2W 399.6W	18V/13.9A 18V/22.2A	92.5
LOF450-20B19	90-264VAC/127-370VDC	Air cooling 25CFM	250.8W 400.9W	19V/13.2A 19V/21.1A	92.5
LOF450-20B24	90-264VAC/127-370VDC	Air cooling 25CFM	250W 450W	24V/10.5A 24V/18.75A	93
LOF450-20B27	90-264VAC/127-370VDC	Air cooling 25CFM	250W 450W	27V/9.3A 27V/16.7A	93.5
LOF450-20B36	90-264VAC/127-370VDC	Air cooling 25CFM	250W 450W	36V/6.95A 36V/12.5A	93
LOF450-20B48	90-264VAC/127-370VDC	Air cooling 25CFM	250W 450W	48V/5.3A 48V/9.4A	94
LOF450-20B54	90-264VAC/127-370VDC	Air cooling 25CFM	250W 449.8W	54V/4.63A 54V/8.33A	94

LOF550-20Bxx(-C/-CF)

Selection Guide					
Part No.	Input voltage range	Cooling mode	Rated power	Output voltage/current(Vo1/Io1)	Efficiency(%) (typ.)
LOF550-20B12	90-264VAC/127-370VDC	Air cooling 25CFM	320.4W 499.2W	12V/26.7A 12V/41.6A	91
LOF550-20B15	90-264VAC/127-370VDC	Air cooling 25CFM	319.5W 499.5W	15V/21.3A 15V/33.3A	92
LOF550-20B18	90-264VAC/127-370VDC	Air cooling 25CFM	320.4W 500.4W	18V/17.8A 18V/27.8A	92.5
LOF550-20B19	90-264VAC/127-370VDC	Air cooling 25CFM	319.2W 499.7W	19V/16.8A 19V/26.3A	92.5
LOF550-20B24	90-264VAC/127-370VDC	Air cooling 25CFM	321.6W 549.6W	24V/13.4A 24V/22.9A	93
LOF550-20B27	90-264VAC/127-370VDC	Air cooling 25CFM	321.3W 550.8W	27V/11.9A 27V/20.4A	93.5
LOF550-20B36	90-264VAC/127-370VDC	Air cooling 25CFM	320.4W 550.8W	36V/8.9A 36V/15.3A	94
LOF550-20B48	90-264VAC/127-370VDC	Air cooling 25CFM	321.6W 550W	48V/6.7A 48V/11.46A	94
LOF550-20B54	90-264VAC/127-370VDC	Air cooling 25CFM	310.5W 550.8W	54V/5.75A 54V/10.2A	94

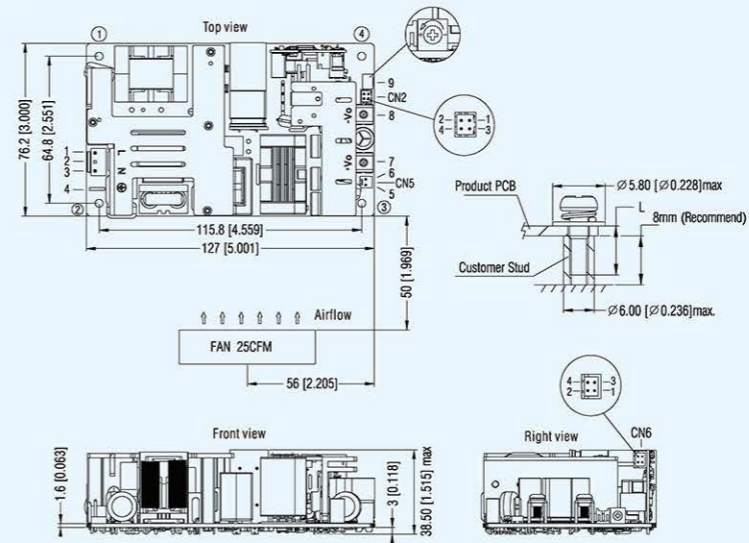
Note: Metal enclosure series: series with the suffix "-C".

LOF750-20Bxx

Selection Guide					
Part No.	Input voltage range	Cooling mode	Rated power	Output voltage/current(Vo1/Io1)	Efficiency(%) (typ.)
LOF750-20B12	90-264VAC/127-370VDC	Air cooling 25CFM	399.6W 699.6W	12V/33.3A 12V/58.3A	93
LOF750-20B15	90-264VAC/127-370VDC	Air cooling 25CFM	400.5W 700.5W	15V/26.7A 15V/46.7A	93
LOF750-20B24	90-264VAC/127-370VDC	Air cooling 25CFM	451.2W 748.8W	24V/18.8A 24V/31.2A	94
LOF750-20B27	90-264VAC/127-370VDC	Air cooling 25CFM	450.9W 750.6W	27V/16.7A 27V/27.8A	94
LOF750-20B36	90-264VAC/127-370VDC	Air cooling 25CFM	450W 748.8W	36V/12.5A 36V/20.8A	95
LOF750-20B48	90-264VAC/127-370VDC	Air cooling 25CFM	451.2W 748.8W	48V/9.4A 48V/15.6A	95
LOF750-20B54	90-264VAC/127-370VDC	Air cooling 25CFM	449.8W 750W	54V/8.33A 54V/13.89A	96

Package Dimension

1. LOF450/550-20Bxx(-C/-CF) Series: LxWxH:127.00 x 76.20 x 38.50(mm)



Position	Screw Spec.	L(max)	Torque(max)
①-④	M3	6MM	0.4N·m

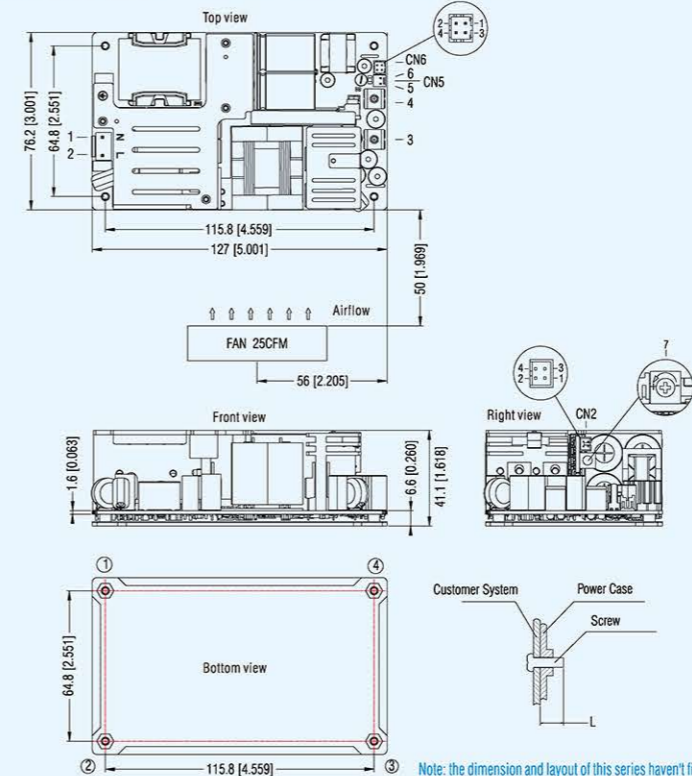
- Unit: mm[inch]
- Pin 7,8 connector tightening torque: M4, 1.2N·m(max)
- General tolerances: ±1.00[±0.039]
- The layout of the device is for reference only, please refer to the actual product
- It is recommended 10mm distance between the PCB and other components for safety purpose
- Class I system ①②③ positions must be connected to the earth(⊕)

Pin-Out		Customer Connector
Pin 1	AC(L)	Housing: JST VHR-3 or equivalent Contact: JST SVH-21T-P1.1 or equivalent
Pin 2	NC	
Pin 3	AC(N)	
Pin 4	⊕	Contact: JST SPS-21T-250
Pin 5	FAN+	CNS: Fan power output port Housing: TKP 2502 or Molex0511910200 or equivalent Contact: TKP 54T or Molex0508028100 or equivalent
Pin 6	FAN-	
Pin 7	+Vo	CNS: PS_ON signal input port(3-4) 5VDC Standby output(1-2)
Pin 8	-Vo	
Pin 9	ADJ Output adjustable resistor	

Pin-Out		Customer Connector
Pin 1	+5V	Housing: TKP DH2-4P or HRS DF11-4DS-2C or equivalent Contact: TKP DHT or HRS DF11-22SC or equivalent
Pin 2	GND	
Pin 3	PS-ON	CNS2: Remote sensing signal input port(1-2) PG signal(3-4)
Pin 4	GND	

Pin-Out		Customer Connector
Pin 1	RS-	Housing: TKP DH2-4P or HRS DF11-4DS-2C or equivalent Contact: TKP DHT or HRS DF11-22SC or equivalent
Pin 2	RS+	
Pin 3	GND	CNS2: Remote sensing signal input port(1-2) PG signal(3-4)
Pin 4	PG	

2. LOF750-20Bxx Series: LxWxH:127.00 x 76.20 x 41.10(mm)



Pin-Out		Customer Connector
Pin 1	AC(L)	Housing: JST VHR-3 or equivalent Contact: JST SVH-21T-P1.1 or equivalent
Pin 2	AC(N)	
Pin 3	+Vo	CNS: Fan power output port Housing: TKP 2502 or Molex0511910200 or equivalent Contact: TKP 54T or Molex0508028100 or equivalent
Pin 4	-Vo	
Pin 5	FAN+	CNS2: Remote sensing signal input port(1-2) PG signal(3-4)
Pin 6	FAN-	
Pin 7	ADJ Output adjustable resistor	

Pin-Out		Customer Connector
Pin 1	+5V	Housing: TKP DH2-4P or HRS DF11-4DS-2C or equivalent Contact: TKP DHT or HRS DF11-22SC or equivalent
Pin 2	GND	
Pin 3	PS-ON	CNS2: Remote sensing signal input port(1-2) PG signal(3-4)
Pin 4	GND	

Pin-Out		Customer Connector
Pin 1	RS-	Housing: TKP DH2-4P or HRS DF11-4DS-2C or equivalent Contact: TKP DHT or HRS DF11-22SC or equivalent
Pin 2	RS+	
Pin 3	GND	CNS2: Remote sensing signal input port(1-2) PG signal(3-4)
Pin 4	PG	

- Unit: mm[inch]
- Pin 7,8 connector tightening torque: M4, 1.2N·m(max)
- General tolerances: ±1.00[±0.039]
- The layout of the device is for reference only, please refer to the actual product
- It is recommended 10mm distance between the PCB and other components for safety purpose
- Class I system ①②③ positions must be connected to the earth(⊕)

Position	Screw Spec.	L(max)	Torque(max)
①-④	M3	2.5mm	0.4N·m

Note: the dimension and layout of this series haven't fixed yet, for detailed information please refer to the latest datasheet.

Ultra-compact Size

LD Series (3-15W)

Features:

- Ultra-wide input voltage range: 85-305VAC/100-430VDC
21.6-305VAC/18-430VDC(LD10-2WBxx)
- Compact size
- Operating temperature: -40°C to +85°C
- Operating altitude up to 5000m
- Isolation voltage 4000VAC
- Low standby power consumption < 0.1W
- Plastic case meets UL94V-0
- EMI performance meets CISPR32/EN55032 CLASS B, EN55014 IEC/EN/UL62368/EN60335/EN61558 approval
Meets IEC/EN60601-1/ANSI/AAMI ES60601-1 standards (2xMOPP)



LD03-23BxxR2



Part No.	Power	Input voltage range	Output voltage/ current (Vo/Io1)	Efficiency (%) (typ.)
LD03-23B03R2	3W	85-305VAC/	3.3V/900mA	72
LD03-23B05R2	3W		5V/600mA	76
LD03-23B09R2	3W	100-430VDC	9V/333mA	78
LD03-23B12R2	3W		12V/250mA	78
LD03-23B15R2	3W	24V/125mA	15V/200mA	79
LD03-23B24R2	3W		24V/125mA	79

LD05-23BxxR2



Part No.	Power	Input voltage range	Output voltage/ current (Vo/Io1)	Efficiency (%) (typ.)
LD05-23B03R2	5W	85-305VAC/	3.3V/1515mA	71.5
LD05-23B05R2	5W		5V/1000mA	77.5
LD05-23B09R2	5W	100-430VDC	9V/555mA	80.5
LD05-23B12R2	5W		12V/416mA	80.5
LD05-23B15R2	5W	24V/208mA	15V/333mA	81.5
LD05-23B24R2	5W		24V/208mA	81.5

LD10-23Bxx-DW



Selection Guide (Pending)

Part No.	Power	Input voltage range	Output voltage/ current (Vo/Io1)	Efficiency (%) (typ.)
LD10-23B05-DW	10W	85-305VAC/	5V/2000mA	76
LD10-23B09-DW	10W		9V/1100mA	80
LD10-23B12-DW	10W	100-430VDC	12V/830mA	81
LD10-23B15-DW	10W		15V/670mA	82
LD10-23B24-DW	10W	24V/420mA	82	

LD10-2WBxx



Selection Guide (Pending)

Part No.	Power	Input voltage range	Output voltage/ current (Vo/Io1)	Efficiency (%) (typ.)
LD10-2WB05	10W	21.6-305VAC/	5V/2000mA	76
LD10-2WB09	9.9W		9V/1100mA	78
LD10-2WB12	9.96W	18-430VDC	12V/830mA	80
LD10-2WB15	10.05W		15V/670mA	80
LD10-2WB24	10.08W	24V/420mA	81	

LD10-23BxxR2



Selection Guide

Part No.	Power	Input voltage range	Output voltage/ current (Vo/Io1)	Efficiency (%) (typ.)
LD10-23B03R2	8.6W	85-305VAC/	3.3V/2600mA	74
LD10-23B05R2	10W		5V/2000mA	79
LD10-23B09R2	10W	100-430VDC	9V/1100mA	81
LD10-23B12R2	10W		12V/830mA	84
LD10-23B15R2	10W	24V/410mA	15V/660mA	84
LD10-23B24R2	10W		24V/410mA	85

LD15-23BxxR2



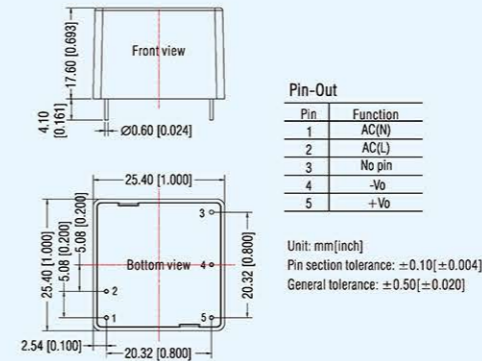
Selection Guide

Part No.	Power	Input voltage range	Output voltage/ current (Vo/Io1)	Efficiency (%) (typ.)
LD15-23B03R2	13.2W	85-305VAC/	3.3V/4000mA	82
LD15-23B05R2	15W		5V/3000mA	85
LD15-23B09R2	15W	100-430VDC	9V/1670mA	84
LD15-23B12R2	15W		12V/1250mA	85
LD15-23B15R2	15W	24V/625mA	15V/1000mA	85
LD15-23B24R2	15W		24V/625mA	86

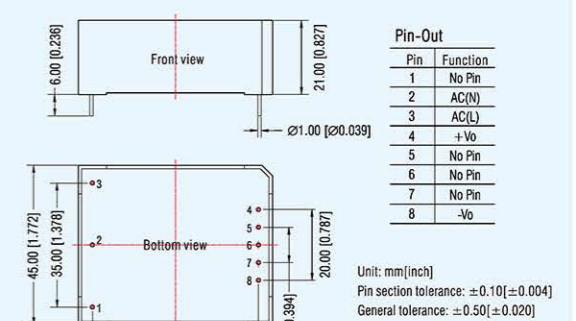
Note: Models with suffix "A2S" is chassis mounting and suffix with "A4S" is DIN rail mounting.

Package Dimension

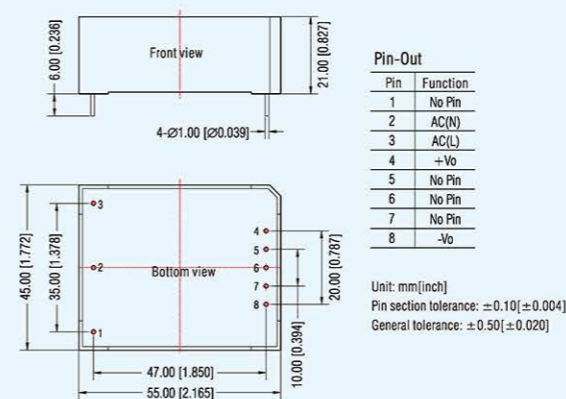
1 LD03-23BxxR2/LD05-23BxxR2 Series: LxWxH:25.40 x 25.40 x 17.60(mm)



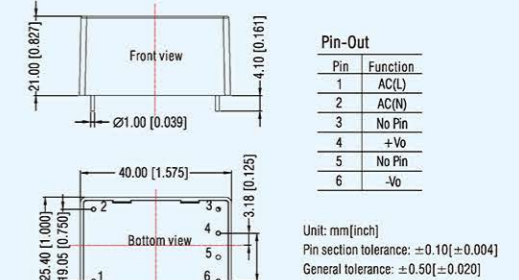
2 LD10-23Bxx-DW Series: LxWxH:55.00 x 45.00 x 21.00 (mm)



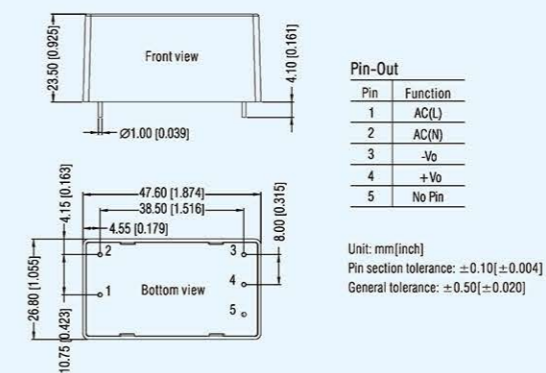
3 LD10-2WBxx Series: LxWxH:55.00 x 45.00 x 21.00(mm)



4 LD10-23BxxR2 Series: LxWxH:40.00 x 25.40 x 21.00 (mm)



5 LD15-23BxxR2 Series: LxWxH:47.60 x 26.80 x 23.50(mm)



Features:

- Ultra-wide input voltage range: 85-305VAC/100-430VDC
- Compact size
- Low standby power consumption < 0.1W
- Operating temperature: -40°C to +85°C
- Operating altitude up to 5000m
- Isolation voltage 4000VAC
- Plastic case meets UL94V-0 flammability
- EMI performance meets CISPR32/EN55032 CLASS B, EN55014 standards IEC/EN/UL62368/EN60335/EN61558 approval Meets IEC/EN60601-1/ANSI/AAMI ES60601-1 certification standards (2xMOPP)



LD20-23BxxR2



Selection Guide

Part No.	Power	Input voltage range	Output voltage/ current (Vo/Io1)	Efficiency (%) (typ.)
LD20-23B03R2	14.85W		3.3V/4500mA	81
LD20-23B05R2	20W		5V/4000mA	85
LD20-23B09R2	20W	85-305VAC/	9V/2200mA	84
LD20-23B12R2	20W	100-430VDC	12V/1670mA	86
LD20-23B15R2	20W		15V/1330mA	87
LD20-23B24R2	20W		24V/830mA	87

LD30-23BxxR2



Selection Guide

Part No.	Power	Input voltage range	Output voltage/ current (Vo/Io1)	Efficiency (%) (typ.)
LD30-23B03R2	19.8W		3.3V/6000mA	85
LD30-23B05R2	30W		5V/6000mA	86
LD30-23B09R2	30.6W	85-305VAC/	9V/3400mA	88
LD30-23B12R2	30W	100-430VDC	12V/2500mA	90
LD30-23B15R2	30W		15V/2000mA	90
LD30-23B24R2	31.2W		24V/1300mA	88
LD30-23B48R2	30.2W		48V/630mA	90

LD40-23BxxR2



Selection Guide

(Pending)

Part No.	Power	Input voltage range	Output voltage/ current (Vo/Io1)	Efficiency (%) (typ.)
LD40-23B12R2	40W	85-305VAC/	12V/3330mA	89
LD40-23B24R2	40W	100-430VDC	24V/1670mA	89

LD60-23BxxR2



Selection Guide

(Pending)

Part No.	Power	Input voltage range	Output voltage/ current (Vo/Io1)	Efficiency (%) (typ.)
LD60-23B24R2	60W	85-305VAC/	24V/2500mA	89
LD60-23B48R2	60W	100-430VDC	48V/1250mA	90

LD90-23BxxR2



Selection Guide

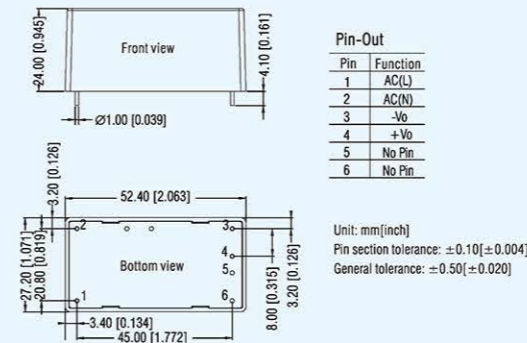
(Pending)

Part No.	Power	Input voltage range	Output voltage/ current (Vo/Io1)	Efficiency (%) (typ.)
LD90-23B12R2	80.4W		12V/6700mA	92
LD90-23B15R2	85.05W	80-305VAC/	15V/5670mA	92.5
LD90-23B24R2	90W	110-430VDC	24V/3750mA	93
LD90-23B48R2	90W		48V/1875mA	93

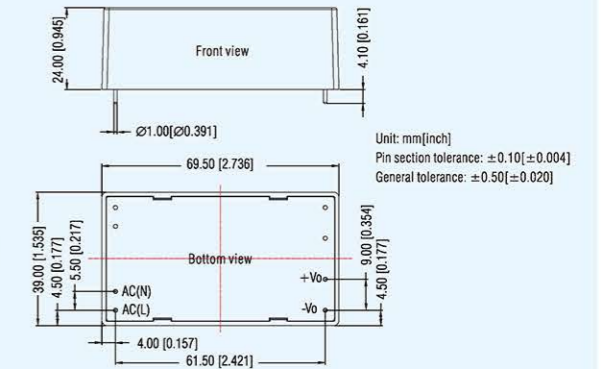
Note: Models with suffix "A2S" is chassis mounting and suffix with "A4S" is DIN rail mounting.

Package Dimension

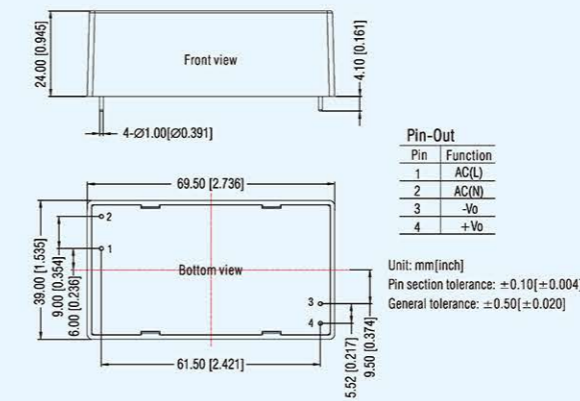
1 LD20-23BxxR2 Series: LxWxH: 52.40 x 27.20 x 24.00(mm)



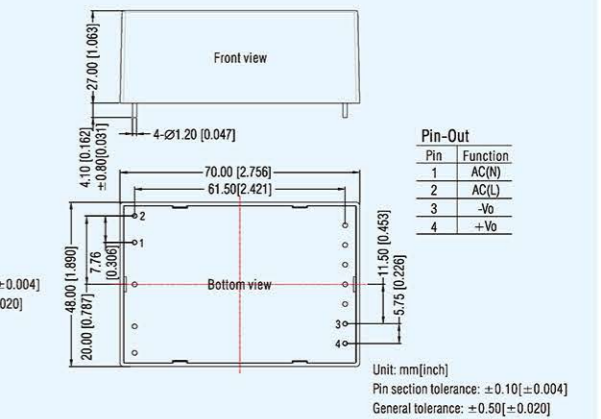
2 LD30-23BxxR2 Series: LxWxH: 69.50 x 39.00 x 24.00(mm)



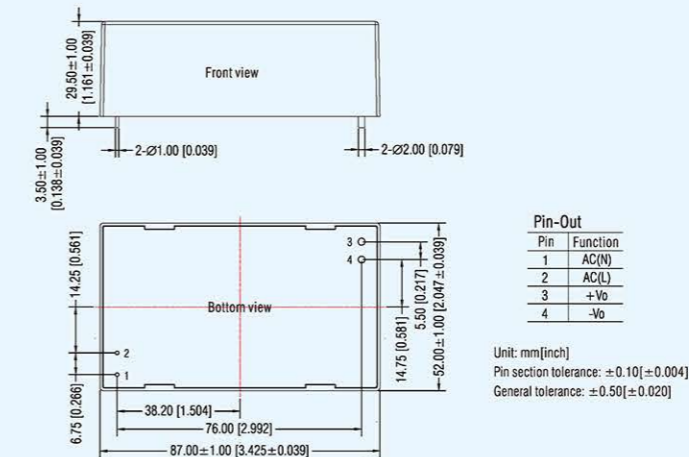
3 LD40-23BxxR2 Series: LxWxH: 69.50 x 39.00 x 24.00(mm)



4 LD60-23BxxR2 Series: LxWxH: 70.00 x 48.00 x 27.00(mm)



5 LD90-23BxxR2 Series: LxWxH: 87.00 x 52.00 x 29.50(mm)



High Reliable & Single Output

LH Series (10-85W)

Features:

- Standard package, suitable for industrial control application requiring high EMC performance
- Isolation voltage: 4200VAC
- Efficiency up to 87%
- Low ripple & noise
- Output short-circuit, over-current and over-voltage protections
- EMI performance meets CISPR32/EN55032 CLASS B IEC/EN/UL62368, IEC/UL/EN60950 approval



LH10-23BxxR2 305RAC

Selection Guide

Part No.	Power	Input voltage range	Output voltage/ current (Vo/Io1)	Efficiency (%) (typ.)
LH10-23B03R2	6.6W	85-305VAC/	3.3V/2000mA	70
LH10-23B05R2	10W		5V/2000mA	76
LH10-23B09R2	10W	100-430VDC	9V/1100mA	78
LH10-23B12R2	10W		12V/900mA	80
LH10-23B15R2	10W		15V/700mA	81
LH10-23B24R2	10W		24V/450mA	82

LH15-23BxxR2 305RAC

Selection Guide

Part No.	Power	Input voltage range	Output voltage/ current (Vo/Io1)	Efficiency (%) (typ.)
LH15-23B03R2	9.9W	85-305VAC/	3.3V/3000mA	77
LH15-23B05R2	14W		5V/2800mA	79
LH15-23B09R2	15W	100-430VDC	9V/1670mA	78
LH15-23B12R2	15W		12V/1250mA	82
LH15-23B15R2	15W		15V/1000mA	82
LH15-23B24R2	15W		24V/625mA	83
LH15-23B48R2	15W		48V/320mA	85

LH25-23BxxR2 305RAC

Selection Guide

Part No.	Power	Input voltage range	Output voltage/ current (Vo/Io1)	Efficiency (%) (typ.)
LH25-23B03R2	13.53W	85-305VAC/	3.3V/4100mA	78
LH25-23B05R2	20.5W		5V/4100mA	82
LH25-23B09R2	22.5W	100-430VDC	9V/2500mA	82
LH25-23B12R2	25.2W		12V/2100mA	84
LH25-23B15R2	24W		15V/1600mA	85
LH25-23B24R2	26.4W		24V/1100mA	85
LH25-23B48R2	24W		48V/500mA	87

LH85-20B12

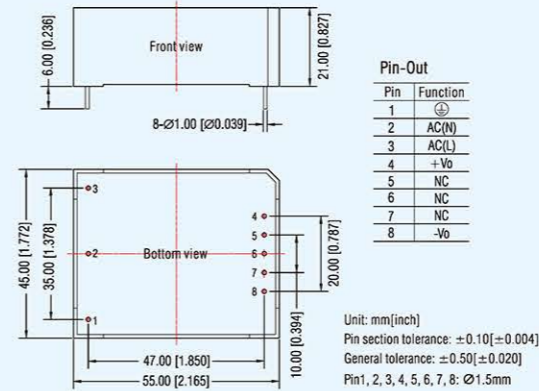
Selection Guide

Part No.	Power	Input voltage range	Output voltage/ current (Vo/Io1)	Efficiency (%) (typ.)
LH85-20B12	84W	85-264VAC/ 100-370VDC	12V/7000mA	87

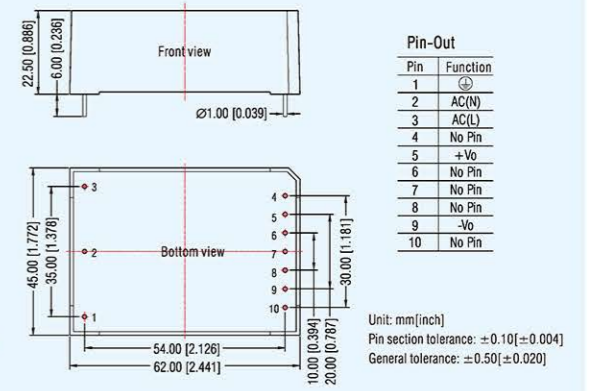
Note: Models with suffix "A2" is chassis mounting and suffix with "A4" is DIN rail mounting.

Package Dimension

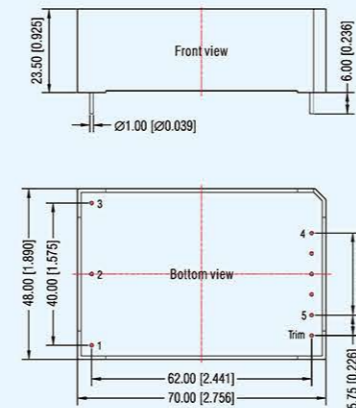
1 LH10-23BxxR2 Series: LxWxH:55.00 x 45.00 x 21.00(mm)



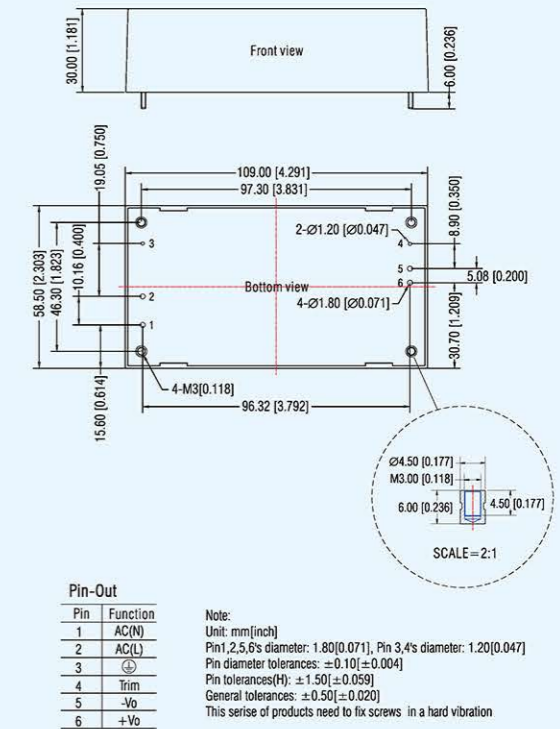
2 LH15-23BxxR2 Series: LxWxH:62.00 x 45.00 x 22.50(mm)



3 LH25-23BxxR2 Series: LxWxH:70.00 x 48.00 x 23.50(mm)



4 LH85-20B12 Series: LxWxH:109.00 x 58.50 x 30.00(mm)



Note: the dimension and layout of this series haven't fixed yet, for detailed information please refer to the latest datasheet.

Intelligent Interconnect Application (1-20W)

Features:

- Specific power supply designing for intelligent interconnect application
- Simple to use, high compatibility
- High efficiency, high reliability
- Wide operating temperature range
- Low static power consumption



LSF01-K5BxxSS (Single Live Wire)

Part No.	Power	Output voltage/ current (Vo/Io)
LSF01-K5B05SS	0.625W	5.5V/114mA
LSF01-K5B12SS	1W	12.5V/83mA
LSF01-K5B24SS	1W	24.5V/42mA

LS05-13Hxx (Meter)

Part No.	Power	Input voltage range	Output voltage/ current (Vo1/Io1)	Output voltage/ current (Vo2/Io2)	Efficiency (%) (typ.)
LS05-13H0505-02	5W	85-305VAC/ 70-430VDC	5V/800mA	5V/200mA	76
LS05-13H0512-01			5V/760mA	12V/100mA	77

CLS05-15B12R3 (Automobile)

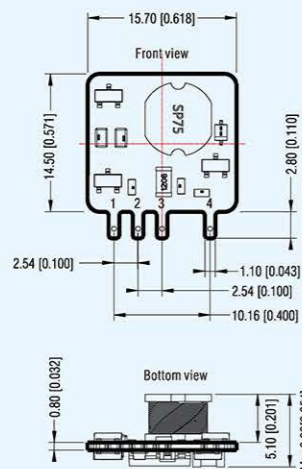
Part No.	Power	Input voltage range	Output voltage/ current (Vo1/Io1)	Efficiency (%) (typ.)
CLS05-15B12R3	5W	85-418VAC/ 100-591VDC	12V/420mA	79

KNX20-22A640 (KNX Bus)

Part No.	Power	Input voltage range	Output voltage/ current (Vo1/Io1)	Efficiency (%) (typ.)
KNX20-22A640	19.2W	180-264VAC/ 254-370VDC	30V/640mA	86

Package Dimension

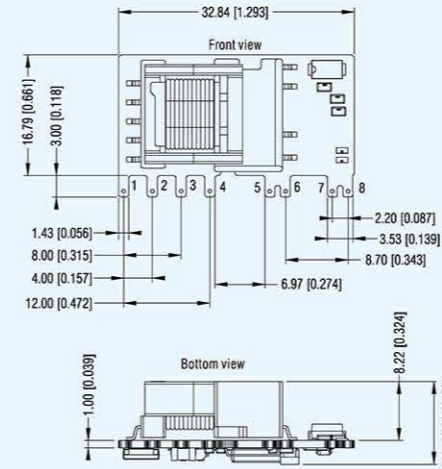
1 LSF01-K5BxxSS Series: LxWxH:15.70 x 14.50 x 9.00(mm)



Pin	Function
1	+Vin
2	-Vin
3	-Vo
4	+Vo

Unit: mm[inch]
Pin section tolerance: ±0.10[±0.004]
General tolerance: ±0.50[±0.020]
The layout of the device is for reference only, please refer to the actual product

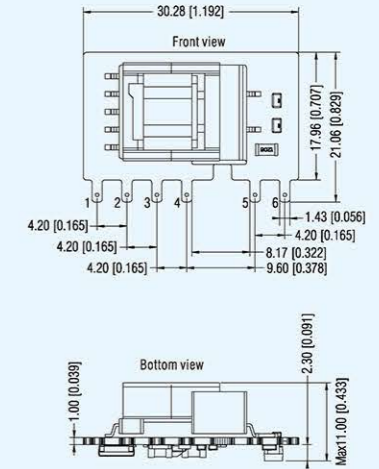
2 LS05-13Hxx Series: LxWxH:32.84 x 16.79 x 12.00(mm)



Pin	Function
1	AC(L)
2	AC(N)
3	+V(cap)
4	-V(cap)
5	-Vo1
6	+Vo1
7	-Vo2
8	+Vo2

Unit: mm[inch]
General tolerance: ± 1.00[± 0.039]
The layout of the device is for reference only, please refer to the actual product

3 CLS05-15B12R3 Series: LxWxH:30.28 x 17.96 x 11.00(mm)

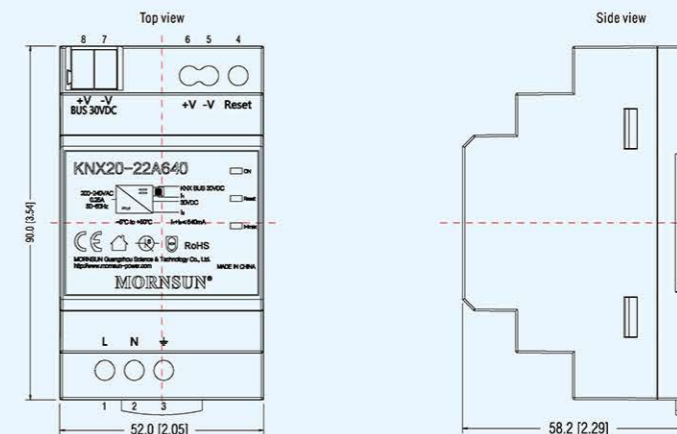


Pin	Function
1	AC(L)
2	AC(N)
3	+V(cap)
4	-V(cap)
5	-Vo
6	+Vo

Unit: mm[inch]
General tolerance: ± 1.00[± 0.039]
The layout of the device is for reference only, please refer to the actual product

Note: the dimension and layout of this series haven't fixed yet, for detailed information please refer to the latest datasheet.

4 KNX20-22A640 Series: LxWxH:52.0 x 90.0 x 58.2(mm)



Pin	Function	Pin	Function
1	L	4	Reset
2	N	5	-Vo2
3	⊕	6	+Vo 2
Led1	ON(G)	7	KNX Bus -Vo 1
Led2	Reset(R)	8	KNX Bus +Vo 1
Led3	!->low (R)		

Unit: mm[inch]
General tolerance: ± 0.5[± 0.02]

Electric Power Application LS Series (5-10W)

Features:

- Specific power supply designing for electric power application
- Accepts AC or DC input (dual-use of the same terminal)
- Flexible design for various applications
- Operating temperature: -40°C to +85°C
- Ultra-wide input voltage range



LS05-15BxxR3

RoHS



Selection Guide

Part No.	Power	Input voltage range	Output voltage/ current (Vo/Io1)	Efficiency (%) (typ.)
LS05-15B09R3	5W		9V/560mA	77
LS05-15B12R3	5W	85-418VAC/	12V/420mA	79
LS05-15B15R3	5W	100-591VDC	15V/340mA	79
LS05-15B24R3	5W		24V/210mA	81

LS05-26BxxR3

CE UK RoHS



Selection Guide

Part No.	Power	Input voltage range	Output voltage/ current (Vo/Io1)	Efficiency (%) (typ.)
LS05-26B03R3	3.3W		3.3V/1000mA	70
LS05-26B05R3	5W		5V/1000mA	72
LS05-26B09R3	5W	90-528VAC/	9V/560mA	72
LS05-26B12R3	5W	100-745VDC	12V/420mA	78
LS05-26B15R3	5W		15V/340mA	78
LS05-26B24R3	5W		24V/210mA	78

LS10-26BxxR3

RoHS

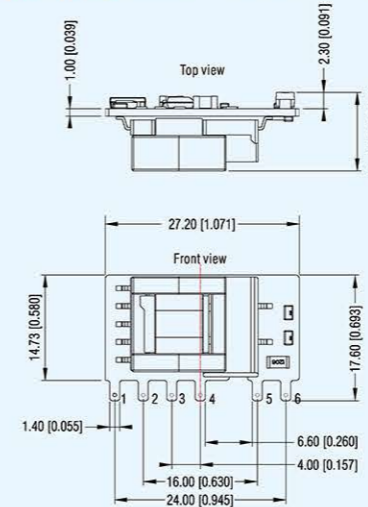


Selection Guide

Part No.	Power	Input voltage range	Output voltage/ current (Vo/Io1)	Efficiency (%) (typ.)
LS10-26B03R3	6.6W		3.3V/2000mA	70
LS10-26B05R3	10W		5V/2000mA	77
LS10-26B09R3	10W	85-528VAC/	9V/1100mA	80
LS10-26B12R3	10W	100-745VDC	12V/830mA	82
LS10-26B15R3	10W		15V/670mA	82
LS10-26B24R3	10W		24V/420mA	83

Package Dimension

1 LS05-15BxxR3 Series: LxWxH:27.20 x 14.73 x 11.00(mm)

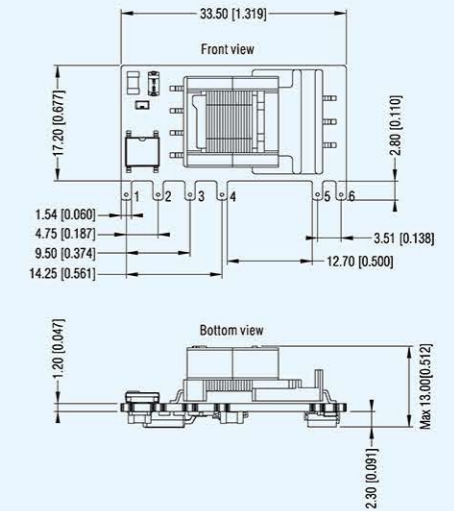


Pin-Out

Pin	Function
1	AC(L)
2	AC(N)
3	+V(cap)
4	-V(cap)
5	-Vo
6	+Vo

Unit: mm[inch]
 General tolerance: ± 1.00[± 0.039]
 The layout of the device is for reference only, please refer to the actual product

2 LS05-26BxxR3 Series: LxWxH:33.50 x 17.20 x 13.00 (mm)

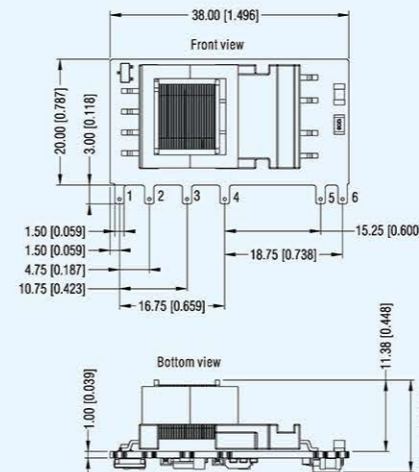


Pin-Out

Pin	Function
1	AC(L)
2	AC(N)
3	+V(cap)
4	-V(cap)
5	-Vo
6	+Vo

Unit: mm[inch]
 General tolerance: ± 1.00[± 0.039]
 The layout of the device is for reference only, please refer to the actual product

3 LS10-26BxxR3 Series: LxWxH:38.00 x 20.00 x 15.25(mm)



Pin-Out

Pin	Function
1	AC(L)
2	AC(N)
3	+V(cap)
4	-V(cap)
5	-Vo
6	+Vo

Unit: mm[inch]
 General tolerance: ± 1.00[± 0.039]
 The layout of the device is for reference only, please refer to the actual product

Electric Power Application LD Series (10-30W)

Features:

- Suitable for electric power, industrial control and intelligent building applications
- Input voltage range: 90-528VAC/100-745VDC
- Operating temperature: -40°C to +70°C
- Isolation voltage 4000VAC (LD03: 3000VAC)
- Output short-circuit, over-current and over-voltage protections
- IEC/EN/UL62368 approval



LD10-26Bxx



Selection Guide

Part No.	Power	Input voltage range	Output voltage/ current (Vo/Io1)	Efficiency (%) (typ.)
LD10-26B03	6.6W		3.3V/2000mA	72
LD10-26B05	10W		5V/2000mA	76
LD10-26B09	10W	90-528VAC/	9V/1100mA	78
LD10-26B12	10W	100-745VDC	12V/900mA	80
LD10-26B15	10W		15V/700mA	80
LD10-26B24	10W		24V/450mA	82

LD15-25BxxR2



Selection Guide

Part No.	Power	Input voltage range	Output voltage/ current (Vo/Io1)	Efficiency (%) (typ.)
LD15-25B05R2	15W		5V/3000mA	81
LD15-25B09R2	15W		9V/1670mA	83
LD15-25B12R2	15W	176-418VAC/	12V/1250mA	84
LD15-25B15R2	15W	248-591VDC	15V/1000mA	84
LD15-25B24R2	15W		24V/625mA	85

LD20-26Bxx



Selection Guide

Part No.	Power	Input voltage range	Output voltage/ current (Vo/Io1)	Efficiency (%) (typ.)
LD20-26B03	11.88W		3.3V/3600mA	74
LD20-26B05	18W		5V/3600mA	78
LD20-26B09	20W	90-528VAC/	9V/2230mA	79
LD20-26B12	20W	100-745VDC	12V/1660mA	82
LD20-26B15	20W		15V/1330mA	83
LD20-26B24	20W		24V/833mA	83

LD30-26BxxR2

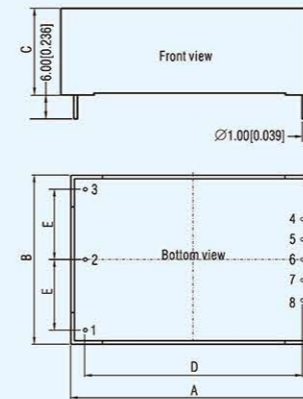


Selection Guide

Part No.	Power	Input voltage range	Output voltage/ current (Vo/Io1)	Efficiency (%) (typ.)
LD30-26B03R2	19.8W		3.3V/6000mA	82
LD30-26B05R2	30W		5V/6000mA	84
LD30-26B09R2	30.06W	176-528VAC/	9V/3340mA	85
LD30-26B12R2	30W	248-746VDC	12V/2500mA	85
LD30-26B15R2	30W		15V/2000mA	85
LD30-26B24R2	30W		24V/1250mA	86
LD30-26B48R2	30W		48V/625mA	88

Package Dimension

1 LD10-26Bxx Series: LxWxH:62.00 x 45.00 x 30.00(mm) / LD20-26Bxx Series: LxWxH:70.00 x 48.00 x 30.00(mm)



Outline & Dimensions

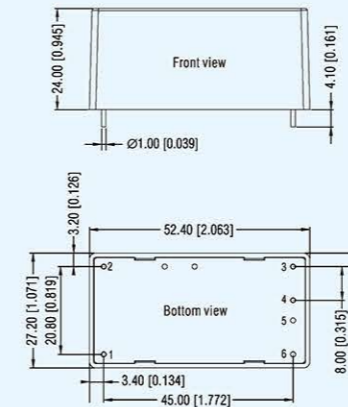
No.	LD10	LD20
A	62.00	70.00
B	45.00	48.00
C	30.00	30.00
D	54.00	62.00
E	17.50	20.00
F	5.00	5.75
G	12.50	12.50

Pin-Out

Pin	LD10-26B	LD20-26B
1	NC	NC
2	AC(N)	AC(N)
3	AC(L)	AC(L)
4	+Vo	+Vo
5	No Pin	No Pin
6	No Pin	No Pin
7	No Pin	No Pin
8	-Vo	-Vo

Unit: mm[inch]
Pin section tolerance: ±0.10[±0.004]
General tolerance: ±0.50[±0.020]

2 LD15-25BxxR2 Series: LxWxH:52.40 x 27.20 x 24.00(mm)

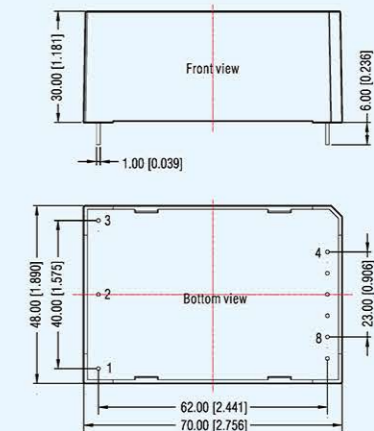


Pin-Out

Pin	Function
1	AC(L)
2	AC(N)
3	-Vo
4	+Vo
5	No Pin
6	No Pin

Unit: mm[inch]
Pin section tolerance: ±0.10[±0.004]
General tolerance: ±0.50[±0.020]

3 LD30-26BxxR2 Series: LxWxH:70.00 x 48.00 x 30.00(mm)



Pin-Out


Pin	Function
1	No Pin
2	AC(N)
3	AC(L)
4	+Vo
8	-Vo

Unit: mm[inch]
Pin section tolerance: ±0.10[±0.004]
General tolerance: ±0.50[±0.020]

Electric Power Application LO Series (15-75W)

Features:

- Specific power supply designing for smart grid
- Ultra-thin design, the height of the product does not exceed 30mm
- Ultra-wide input voltage range: 85-264VAC/88-430VDC
- Ultra-wide operating temperature: -40°C to +85°C
- High reliability, low ripple & noise
- EMI performance meets CISPR32/EN55032 CLASS B
- Immunity meets electricity standard Level 4
- Meets impulse voltage requirements of 1.2/50us 5KV
- Meets UL/EN/IEC62368 standards
- EN62368 approval



L015-23BxxE

Selection Guide

Part No.	Power	Input voltage range	Output voltage/ current (Vo/Io1)	Efficiency (%) (typ.)
L015-23B03E	9.9W	85-305VAC/ 88-430VDC	3.3V/3000mA	71
L015-23B05E	15W		5V/3000mA	78
L015-23B12E	15.6W		12V/1300mA	83
L015-23B15E	15W		15V/1000mA	84
L015-23B24E	16.8W		24V/700mA	85

L030-23BxxE

Selection Guide

Part No.	Power	Input voltage range	Output voltage/ current (Vo/Io1)	Efficiency (%) (typ.)
L030-23B03E	19.8W	85-305VAC/ 88-430VDC	3.3V/6000mA	77
L030-23B05E	30W		5V/6000mA	82
L030-23B12E	30W		12V/2500mA	86
L030-23B15E	30W		15V/2000mA	87
L030-23B24E	31.2W		24V/1300mA	88

L050-23BxxE

Selection Guide

Part No.	Power	Input voltage range	Output voltage/ current (Vo/Io1)	Efficiency (%) (typ.)
L050-23B03E	33W	85-305VAC/ 88-430VDC	3.3V/10A	84
L050-23B05E	50W		5V/10A	86
L050-23B09E	50.4W		9V/5.6A	86
L050-23B12E	50.4W		12V/4.2A	86
L050-23B15E	51W		15V/3.4A	86
L050-23B24E	50.4W		24V/2.1A	87
L050-23B27E	51.3W		27V/1.9A	88
L050-23B48E	52.8W		48V/1.1A	89

L075-20BxxE

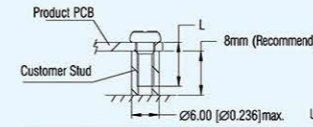
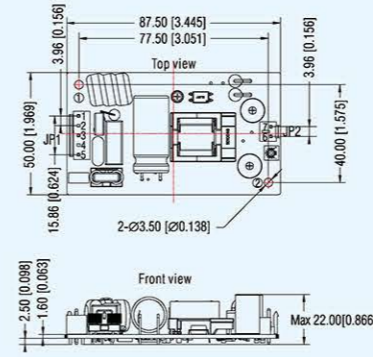
Selection Guide

Part No.	Power	Input voltage range	Output voltage/ current (Vo/Io1)	Efficiency (%) (typ.)
L075-20B03E	39.6W	85-264VAC/ 88-370VDC	3.3V/12A	82
L075-20B05E	60W		5V/12A	84
L075-20B09E	75.6W		9V/8.4A	86
L075-20B12E	76.8W		12V/6.4A	88
L075-20B15E	75W		15V/5A	88
L075-20B24E	76.8W		24V/3.2A	89
L075-20B27E	75.6W		27V/2.8A	89
L075-20B48E	76.8W		48V/1.6A	90

Note: If the application requires higher performance for EMC, please refer to the recommended peripheral circuit in the datasheet.

Package Dimension

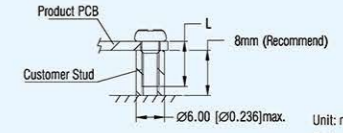
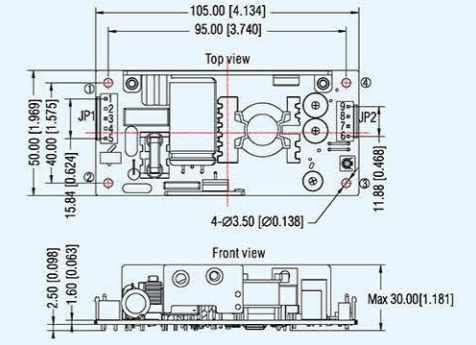
1 L015-23Bxx-E Series: LxWxH: 87.50 x 50.00 x 22.00(mm)



Unit: mm[inch]
General tolerance: ± 0.50[± 0.020]
The layout of the device is for reference only, please refer to the actual product

Connectors	Pin-Out		Customer Connector
	Pin	Function	
JP1	1	PE	Housing: JST VHR Contact: JST SVH-21T-P1.1 or equivalent
	2	No Pin	
	3	AC(N)	
	4	No Pin	
	5	AC(L)	
JP2	6	+Vo	Housing: JST VHR Contact: JST SVH-21T-P1.1 or equivalent
	7	-Vo	

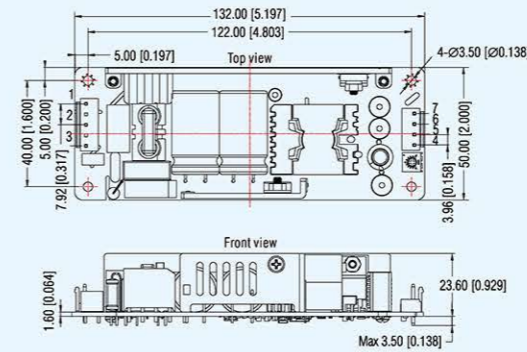
2 L030-23Bxx-E Series: LxWxH:105.00 x 50.00 x 30.00(mm)



Unit: mm[inch]
General tolerance: ± 0.50[± 0.020]
The layout of the device is for reference only, please refer to the actual product

Connectors	Pin-Out		Customer Connector
	Pin	Function	
JP1	1	PE	Housing: JST VHR Contact: JST SVH-21T-P1.1 or equivalent
	2	No Pin	
	3	AC(N)	
	4	No Pin	
	5	AC(L)	
JP2	6	+Vo	Housing: JST VHR Contact: JST SVH-21T-P1.1 or equivalent
	7	+Vo	
	8	-Vo	
	9	-Vo	

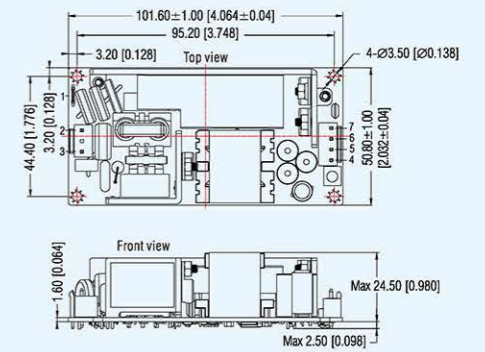
3 L050-23Bxx-E Series: LxWxH:132.00 x 50.00 x 27.10(mm)



Pin	Pin-Out		Housing	Customer Connector
	Function			
1	PE	JST B5P-VH or equivalent	Housing: JST VHR Contact: JST SVH-21T-P1.1 or equivalent	
2	AC(N)			
3	AC(L)			
4	+Vo			
5	+Vo			
6	-Vo	JST B4P-VH or equivalent		
7	-Vo			

Unit: mm[inch]
General tolerance: ± 0.50[± 0.020]
The layout of the device is for reference only, please refer to the actual product

4 L075-20Bxx-E Series: LxWxH:101.60 x 50.80 x 27.00(mm)



Pin	Pin-Out		Housing	Customer Connector
	Function			
1	PE	JST B3P-VH or equivalent	Housing: JST VHR Contact: JST SVH-21T-P1.1 or equivalent	
2	AC(N)			
3	AC(L)			
4	-Vo			
5	-Vo			
6	+Vo	JST B4P-VH or equivalent		
7	+Vo			

Unit: mm[inch]
General tolerance: ± 0.50[± 0.020]
The layout of the device is for reference only, please refer to the actual product

Electric Power Application LO Series (15-30W)

Features:

- Input voltage range: LO10: 57-528VAC/80-745VDC
LO20: 165-264VAC/230-370VDC
LO30: 85-264VAC/100-370VDC
- Isolation voltage 3000VAC
- Triple outputs, high output voltage accuracy
- Efficiency up to 78%
- Output short circuit, over-current, over-voltage protections
- Safety Class: CLASS II
- Meets IEC60950 standard



LO15-26Dxxxx-xx

Selection Guide

Part No.	Power	Input voltage range	Output voltage/ current	Efficiency(%)		
		(Vo1/Io1)	(Vo2/Io2)	(Vo3/Io3)	(typ.)	
LO15-26D1305-03	15W	57-528VAC/80-745VDC	13.5VDC/1.0A	5VDC/0.3A	/	78

LO20-10Cxxxx-xx

Selection Guide

Part No.	Power	Input voltage range	Output voltage/ current	Efficiency(%)		
		(Vo1/Io1)	(Vo2/Io2)	(Vo3/Io3)	(typ.)	
LO20-10C0512-05	17.8W	85-264VAC/100-370VDC	5V/2000mA	12V/500mA	-12V/150mA	79
LO20-10C0512-01	18.7W	165-264VAC/230-370VDC	5V/500mA	12V/1200mA	-12V/150mA	78

LO20-26Dxxxx-xx

Selection Guide

Part No.	Power	Input voltage range	Output voltage/ current	Efficiency(%)		
		(Vo1/Io1)	(Vo2/Io2)	(Vo3/Io3)	(typ.)	
LO20-26D1212-05	24.2W	165-480VAC/230-680VDC	12.15VDC/1500mA	12VDC/500mA		80

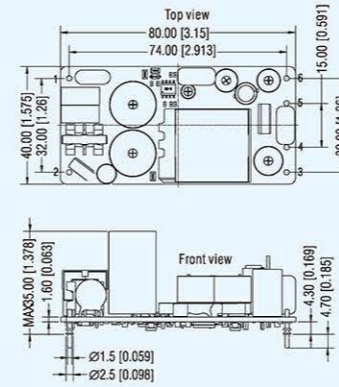
LO30-10Cxxxx-xx

Selection Guide

Part No.	Power	Input voltage range	Output voltage/ current	Efficiency(%)		
		(Vo1/Io1)	(Vo2/Io2)	(Vo3/Io3)	(typ.)	
LO30-10C0512-12	31.2W	85-264VAC/100-373VDC	5V/3000mA	12V/1200mA	-12V/150mA	78
LO30-10C0512-20	35.2W	85-264VAC/100-370VDC	12V/2000mA	5V/2000mA	-12V/100mA	78

Package Dimension

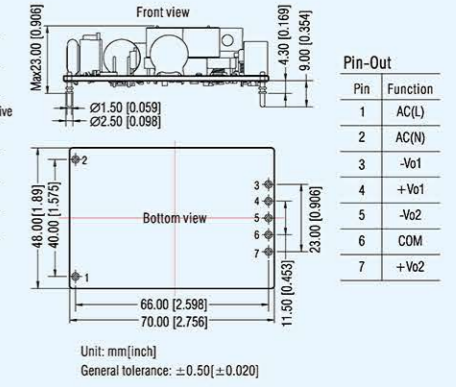
1 LO15-26Dxxxx-xx Series: LxWxH:80.00 x 40.00 x 35.00(mm)



Pin	Function	Function Define
1	AC(L)	AC voltage line wire(L wire) or DC voltage positive
2	AC(N)	AC voltage neutral wire(N wire) or DC voltage positive
3	+Vo2	The second output voltage positive(+)
4	-Vo2	The second output voltage negative(-)
5	-Vo1	The first output voltage negative(-)
6	+Vo1	The first output voltage positive(+)

Unit: mm[inch]
General tolerance: $\pm 0.50[\pm 0.020]$
FR-4, 1.6mm thick double sided glass fiber PCB
The layout of the device is for reference only,
please refer to the actual product

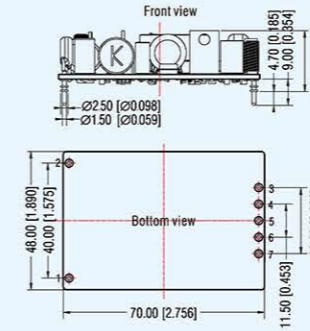
2 LO20-10C0512-01 Series: LxWxH:70.00 x 48.00 x 23.50(mm)



Pin	Function
1	AC(L)
2	AC(N)
3	-Vo1
4	+Vo1
5	-Vo2
6	COM
7	+Vo2

Unit: mm[inch]
General tolerance: $\pm 0.50[\pm 0.020]$

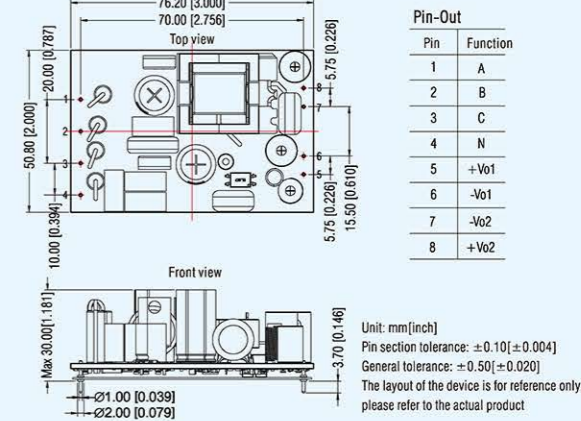
3 LO20-10C0512-05 Series: LxWxH:70.00 x 48.00 x 23.00(mm)



Pin	Function
1	AC(L)
2	AC(N)
3	-Vo1
4	+Vo1
5	-Vo2
6	COM
7	+Vo2

Unit: mm[inch]
Pin section tolerance: $\pm 0.10[\pm 0.004]$
General tolerance: $\pm 0.50[\pm 0.020]$

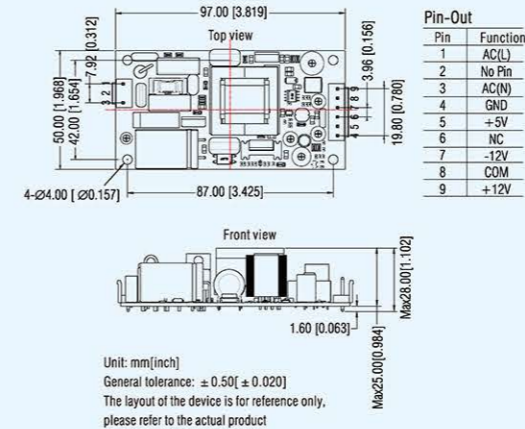
4 LO20-26Dxxxx-xx Series: 76.20 x 50.80 x 30.00(mm)



Pin	Function
1	A
2	B
3	C
4	N
5	+Vo1
6	-Vo1
7	-Vo2
8	+Vo2

Unit: mm[inch]
Pin section tolerance: $\pm 0.10[\pm 0.004]$
General tolerance: $\pm 0.50[\pm 0.020]$
The layout of the device is for reference only,
please refer to the actual product

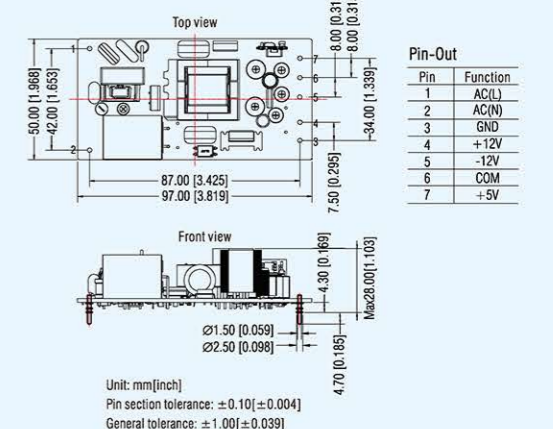
5 LO30-10C0512-12 Series: LxWxH:97.00 x 50.00 x 28.00(mm)



Pin	Function
1	AC(L)
2	No Pin
3	AC(N)
4	GND
5	+5V
6	NC
7	-12V
8	COM
9	+12V

Unit: mm[inch]
General tolerance: $\pm 0.50[\pm 0.020]$
The layout of the device is for reference only,
please refer to the actual product

6 LO30-10C0512-20 Series: LxWxH:97.00 x 50.00 x 28.00(mm)



Pin	Function
1	AC(L)
2	AC(N)
3	GND
4	+12V
5	-12V
6	COM
7	+5V

Unit: mm[inch]
Pin section tolerance: $\pm 0.10[\pm 0.004]$
General tolerance: $\pm 1.00[\pm 0.039]$

Mining Application (40-150W)

Features:

- Specially designed for electrical equipment in the coal mining industry
- Ultra-wide input voltage range: 85-850VAC/85-900VAC/460-1500VAC
- Industrial grade operating temperature: -25°C to +70°C
- Isolation voltage 4000VAC
- High reliability, high efficiency, long lifespan
- Output short circuit, over-current and over-voltage protections
- Ultra-low input impulse current
- EMS: immunity, EFT/Surge: ±4KV
(The surge immunity of PVA120-27Bxx-C series is ±2KV)



PVA40-26Bxx

RoHS



Selection Guide

Part No.	Power	Input voltage range	Output voltage/ current (Vo/Io1)	Efficiency (%) (typ.)
PVA40-26B12	40W		12V/3400mA	82
PVA40-26B28	40W	460-1500VAC	28V/1430mA	85
PVA40-26B35	40W		35V/1150mA	85

PVA40-27Bxx

RoHS



Selection Guide

Part No.	Power	Input voltage range	Output voltage/ current (Vo/Io1)	Efficiency (%) (typ.)
PVA40-27B18	40W		18V/2222mA	86
PVA40-27B24	40W	85-900VAC	24V/1667mA	86
PVA40-27B30	40W		30V/1333mA	86

PVA70-27Bxx

RoHS



Selection Guide

Part No.	Power	Input voltage range	Output voltage/ current (Vo/Io1)	Efficiency (%) (typ.)
PVA70-27B24	70W		24V/2917mA	87
PVA70-27B28	70W	85-900VAC	28V/2500mA	87
PVA70-27B35	70W		35V/2000mA	87

PVA120-27Bxx

RoHS



Selection Guide

Part No.	Power	Input voltage range	Output voltage/ current (Vo/Io1)	Efficiency (%) (typ.)
PVA120-27B24	120W		24V/5A	82
PVA120-27B28	120.4W	85-900VAC	28V/4.3A	82
PVA120-27B35	122.5W		35V/3.5A	82

PVA150-27Bxx

RoHS

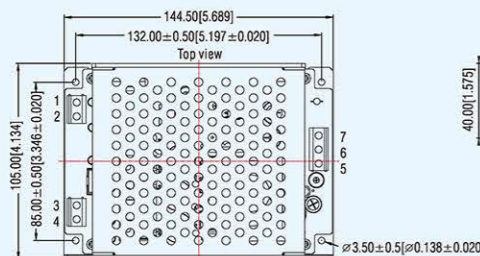


Selection Guide

Part No.	Power	Input voltage range	Output voltage/ current (Vo/Io1)	Efficiency (%) (typ.)
PVA150-27B24	150W		24V/6.25A	87
PVA150-27B28	150W	85-850VAC	28V/5.36A	87
PVA150-27B35	150W		35V/4.3A	87

Package Dimension

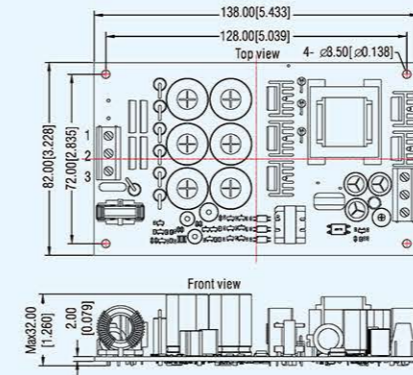
- 1 PVA40-26Bxx Series: LxWxH:144.50 x 105.00 x 40.00(mm)



Pin-Out	
Pin	Function
1	AC(L)
2	AC(L)
3	AC(N)
4	AC(N)
5	+Vo
6	-Vo
7	Trim

Package Dimension

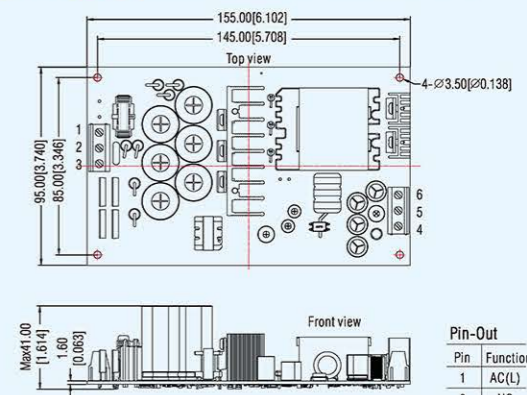
- 2 PVA40-27Bxx Series: LxWxH:138.00 x 82.00 x 32.00(mm)



Pin-Out	
Pin	Function
1	AC(L)
2	NC
3	AC(N)
4	Trim
5	-Vo
6	+Vo

Unit: mm [inch]
Wire range: 24-12AWG
Tightening torque: Max 0.4 N-m
General tolerance: ±1.00 [±0.039]
The layout of the device is for reference only, please refer to the actual product

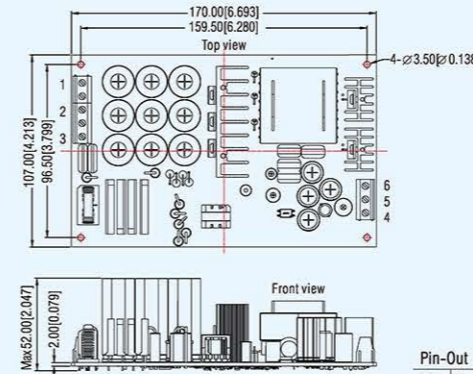
- 3 PVA70-27Bxx Series: LxWxH:155.00 x 95.00 x 41.00(mm)



Pin-Out	
Pin	Function
1	AC(L)
2	NC
3	AC(N)
4	Trim
5	-Vo
6	+Vo

Unit: mm [inch]
Wire range: 24-12AWG
Tightening torque: Max 0.4 N-m
General tolerance: ±1.00 [±0.039]
The layout of the device is for reference only, please refer to the actual product

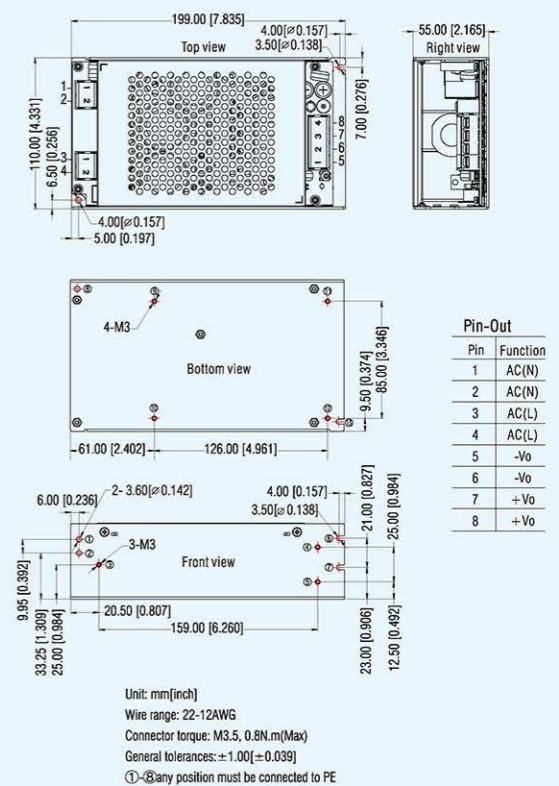
- 4 PVA120-27Bxx Series: LxWxH:170.00 x 107.00 x 52.00(mm)



Pin-Out	
Pin	Function
1	PE
2	AC(L)
3	AC(N)
4	Trim
5	-Vo
6	+Vo

Unit: mm [inch]
Wire range: 24-12AWG
Tightening torque: Max 0.4 N-m
General tolerance: ±1.00 [±0.039]
The layout of the device is for reference only, please refer to the actual product

- 5 PVA150-27Bxx Series: LxWxH:199.00 x 110.00 x 55.00(mm)




Pin-Out	
Pin	Function
1	AC(N)
2	AC(N)
3	AC(L)
4	AC(L)
5	-Vo
6	-Vo
7	+Vo
8	+Vo

Unit: mm [inch]
Wire range: 22-12AWG
Connector torque: M3.5, 0.8N.m (Max)
General tolerances: ±1.00 [±0.039]
①-⑧ any position must be connected to PE

Fixed Input Unregulated Output SOIC 16 package - B Series (0.5W)

Features:

- Isolation voltage up to 5000VAC, reinforced insulation
- Wide operating temperature: -55°C to +125°C
- Output voltage adjustable: 3.3V, 3.7V, 5.0V, 5.4V
- High CMTI: ±150kV/μs
- Meets IEC62368/UL62368/EN62368 standards (pending)
- Meets EN60601-1, ANSI/AAMI ES60601-1 (2xMOPP) standards
- Built-in soft start, over-temperature, Output overload, and short-circuit protections



B0505ST16-W5

RoHS

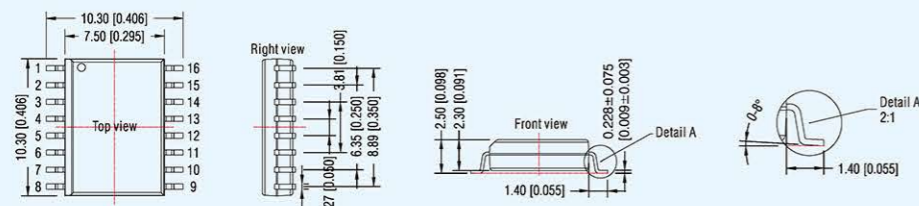


Selection Guide

Part No.	Power	Input Voltage (VDC)	Output Voltage/Current (Vo/Io)	Isolation (VAC)	Eff.(%) (min./typ.)
B0505ST16-W5	0.5W	4.5-5.5 (5VDC)	3.3V/150mA	5000	40/48
			3.7V/135mA		40/48
			5.0V/100mA		45/53
			5.4V/92mA		45/53

Package Dimension

B0505ST16-W5 Series: LxWxH:10.30 x 10.30 x 2.50(mm)



Pin-Out

Pin	Function	Pin	Function
1	Ctrl	16	0V
2	GND	15	0V
3	Vin	14	Vo
4	NC	13	Trim
5	NC	12	NC
6	NC	11	NC
7	NC	10	NC
8	NC	9	0V

Unit: mm[inch]
General tolerance: ±1.00[±0.004]

Fixed Input Unregulated Output DFN package - B/D/E/FB Series (1W)

Features:

- Ultra-compact, ultra-thin DFN package (9.00 x 7.00 x 3.10mm)
- Operating temperature range: -40°C to +125°C
- Efficiency up to 85%
- Continuous output short-circuit protection
- IEC/UL/EN62368 approved



B_MT-1WR4

RoHS



Selection Guide

Part No.	Power	Input Voltage (VDC)	Output Voltage/Current (Vo/Io)	Isolation (VDC)	Eff.(%) (min./typ.)
B0505MT-1WR4	1W	4.5-5.5 (5VDC)	5V/200mA	3000	81/85

E_T-1WR4

RoHS

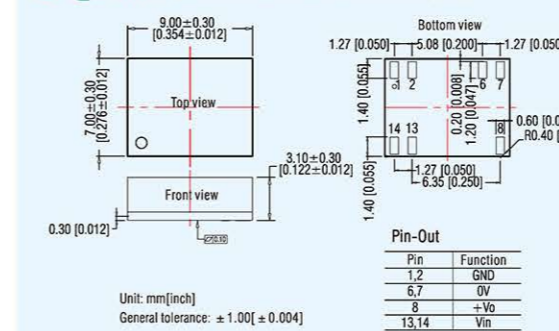


Selection Guide

Part No.	Power	Input Voltage (VDC)	Output Voltage/Current (Vo/Io)	Isolation (VDC)	Eff.(%) (min./typ.)
E0505T-1WR4	1W	4.5-5.5 (5VDC)	±5V/±100mA	3000	83/87

Package Dimension

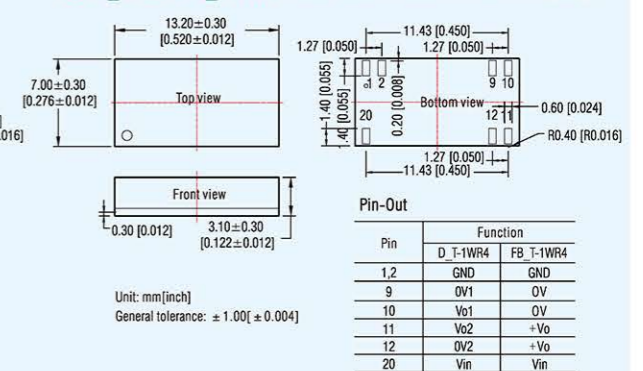
1 B_MT-1WR4 Series: LxWxH:9.00 x 7.00 x 3.10(mm)



Pin	Function
1,2	GND
6,7	0V
8	+Vo
13,14	Vin

Unit: mm[inch]
General tolerance: ±1.00[±0.004]

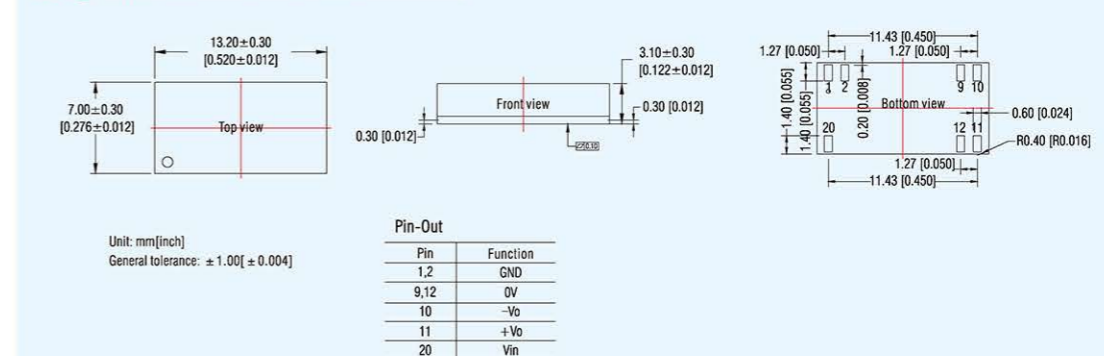
2 D_T-1WR4/FB_T-1WR4 Series: LxWxH:13.20 x 7.00 x 3.10(mm)



Pin	Function	
	D_T-1WR4	FB_T-1WR4
1,2	GND	GND
9	0V1	0V
10	Vo1	0V
11	Vo2	+Vo
12	0V2	+Vo
20	Vin	Vin

Unit: mm[inch]
General tolerance: ±1.00[±0.004]

3 E_T-1WR4 Series: LxWxH:13.20 x 7.00 x 3.10(mm)



Pin	Function
1,2	GND
9,12	0V
10	-Vo
11	+Vo
20	Vin

Unit: mm[inch]
General tolerance: ±1.00[±0.004]

Fixed Input Unregulated Output SIP package - A/B/E/F Series (1W)

Features:

- Isolation voltage: 1500/3000VDC
- Operating temperature range: -40°C to +105°C
- Efficiency up to 83%
- Continuous short-circuit protection
- No-load input current as low as 5mA



A_S-1WR3

Selection Guide

Part No.	Power	Input Voltage (VDC)	Output Voltage/Current (Vo/Io)	Isolation (VDC)	Eff.(%) (min./typ.)
A0303S-1WR3	1W	2.97-3.63 (3.3VDC)	±3.3V/±152mA	1500	74/78
A0305S-1WR3	1W		±5V/±100mA		78/82
A0309S-1WR3	1W		±9V/±56mA		81/85
A0312S-1WR3	1W		±12V/±42mA		78/82
A0315S-1WR3	1W		±15V/±34mA		78/82
A0324S-1WR3	1W		±24V/±21mA		80/84
A0503S-1WR3	1W	4.5-5.5 (5VDC)	±3.3V/±152mA	1500	70/74
A0505S-1WR3	1W		±5V/±100mA		78/82
A0509S-1WR3	1W		±9V/±56mA		79/83
A0512S-1WR3	1W		±12V/±42mA		79/83
A0515S-1WR3	1W		±15V/±34mA		79/83
A0524S-1WR3	1W		±24V/±21mA		81/85
A1203S-1WR3	1W	10.8-13.2 (12VDC)	±3.3V/±152mA	1500	71/75
A1205S-1WR3	1W		±5V/±100mA		76/80
A1209S-1WR3	1W		±9V/±56mA		76/80
A1212S-1WR3	1W		±12V/±42mA		77/81
A1215S-1WR3	1W		±15V/±34mA		77/81
A1224S-1WR3	1W		±24V/±21mA		76/80
A1505S-1WR3	1W	13.5-16.5 (15VDC)	±5V/±100mA	1500	76/80
A1509S-1WR3	1W		±9V/±56mA		76/80
A1512S-1WR3	1W		±12V/±42mA		76/80
A1515S-1WR3	1W		±15V/±34mA		77/81
A1524S-1WR3	1W		±24V/±21mA		77/81
A2405S-1WR3	1W		21.6-26.4 (24VDC)		±5V/±100mA
A2409S-1WR3	1W	±9V/±56mA		74/80	
A2412S-1WR3	1W	±12V/±42mA		75/81	
A2415S-1WR3	1W	±15V/±34mA		73/79	
A2424S-1WR3	1W	±24V/±21mA		74/80	

B_S-1WR3

Selection Guide

Part No.	Power	Input Voltage (VDC)	Output Voltage/Current (Vo/Io)	Isolation (VDC)	Eff.(%) (min./typ.)
B0303S-1WR3	1W	2.97-3.63 (3.3VDC)	3.3V/303mA	1500	75/79
B0305S-1WR3	1W		5V/200mA		78/82
B0309S-1WR3	1W		9V/111mA		81/85
B0312S-1WR3	1W		12V/83mA		78/82
B0315S-1WR3	1W		15V/67mA		78/82
B0324S-1WR3	1W		24V/42mA		80/84
B0503S-1WR3	1W	4.5-5.5 (5VDC)	3.3V/303mA	1500	70/74
B0505S-1WR3	1W		5V/200mA		78/82
B0509S-1WR3	1W		9V/111mA		79/83
B0512S-1WR3	1W		12V/84mA		79/83
B0515S-1WR3	1W		15V/67mA		79/83
B0524S-1WR3	1W		24V/42mA		81/85
B1203S-1WR3	1W	10.8-13.2 (12VDC)	3.3V/303mA	1500	71/75
B1205S-1WR3	1W		5V/200mA		76/80
B1209S-1WR3	1W		9V/111mA		76/80
B1212S-1WR3	1W		12V/83mA		76/80
B1215S-1WR3	1W		15V/67mA		77/81
B1224S-1WR3	1W		24V/42mA		77/81
B1505S-1WR3	1W	13.5-16.5 (15VDC)	5V/200mA	1500	76/80
B1509S-1WR3	1W		9V/111mA		76/80
B1512S-1WR3	1W		12V/83mA		76/80
B1515S-1WR3	1W		15V/67mA		77/81
B1524S-1WR3	1W		24V/42mA		77/81
B2403S-1WR3	1W		21.6-26.4 (24VDC)		3.3V/303mA
B2405S-1WR3	1W	5V/200mA		73/79	
B2409S-1WR3	1W	9V/111mA		74/80	
B2412S-1WR3	1W	12V/83mA		75/81	
B2415S-1WR3	1W	15V/67mA		75/81	
B2424S-1WR3	1W	24V/42mA		75/81	

B_LS-1WR3

Selection Guide

Part No.	Power	Input Voltage (VDC)	Output Voltage/Current (Vo/Io)	Isolation (VDC)	Eff.(%) (min./typ.)
B0303LS-1WR3	1W	2.97-3.63 (3.3VDC)	3.3V/303mA	1500	75/79
B0305LS-1WR3	1W		5V/200mA		78/82
B0309LS-1WR3	1W		9V/111mA		81/85
B0312LS-1WR3	1W		12V/83mA		78/82
B0315LS-1WR3	1W		15V/67mA		78/82
B0324LS-1WR3	1W		24V/42mA		80/84
B0503LS-1WR3	1W	4.5-5.5 (5VDC)	3.3V/303mA	1500	70/74
B0505LS-1WR3	1W		5V/200mA		78/82
B0509LS-1WR3	1W		9V/111mA		79/83
B0512LS-1WR3	1W		12V/84mA		79/83
B0515LS-1WR3	1W		15V/67mA		79/83
B0524LS-1WR3	1W		24V/42mA		81/85

Part No.	Power	Input Voltage (VDC)	Output Voltage/Current (Vo/Io)	Isolation (VDC)	Eff.(%) (min./typ.)
B1203LS-1WR3	1W	10.8-13.2 (12VDC)	3.3V/303mA	1500	71/75
B1205LS-1WR3	1W		5V/200mA		76/80
B1209LS-1WR3	1W		9V/111mA		76/80
B1212LS-1WR3	1W		12V/83mA		76/80
B1215LS-1WR3	1W		15V/67mA		77/81
B1224LS-1WR3	1W		24V/42mA		77/81
B1505LS-1WR3	1W	13.5-16.5 (15VDC)	5V/200mA	1500	76/80
B1509LS-1WR3	1W		9V/111mA		76/80
B1512LS-1WR3	1W		12V/84mA		76/80
B1515LS-1WR3	1W		15V/67mA		77/81
B1524LS-1WR3	1W		24V/42mA		77/81
B2403LS-1WR3	1W		21.6-26.4 (24VDC)		3.3V/303mA
B2405LS-1WR3	1W	5V/200mA		73/79	
B2409LS-1WR3	1W	9V/111mA		74/80	
B2412LS-1WR3	1W	12V/83mA		75/81	
B2415LS-1WR3	1W	15V/67mA		75/81	
B2424LS-1WR3	1W	24V/42mA		75/81	

E_S-1WR3

Selection Guide

Part No.	Power	Input Voltage (VDC)	Output Voltage/Current (Vo/Io)	Isolation (VDC)	Eff.(%) (min./typ.)
E0303S-1WR3	1W	2.97-3.63 (3.3VDC)	±3.3V/±150mA	3000	74/78
E0305S-1WR3	1W		±5V/±100mA		78/82
E0309S-1WR3	1W		±9V/±56mA		81/85
E0312S-1WR3	1W		±12V/±42mA		78/82
E0315S-1WR3	1W		±15V/±34mA		78/82
E0324S-1WR3	1W		±24V/±21mA		80/84
E0503S-1WR3	1W	4.5-5.5 (5VDC)	±3.3V/±152mA	3000	70/74
E0505S-1WR3	1W		±5V/±100mA		78/82
E0509S-1WR3	1W		±9V/±56mA		79/83
E0512S-1WR3	1W		±12V/±42mA		79/83
E0515S-1WR3	1W		±15V/±34mA		79/83
E0524S-1WR3	1W		±24V/±21mA		81/85
E1203S-1WR3	1W	10.8-13.2 (12VDC)	±3.3V/±152mA	3000	71/75
E1205S-1WR3	1W		±5V/±100mA		76/80
E1209S-1WR3	1W		±9V/±56mA		76/80
E1212S-1WR3	1W		±12V/±42mA		77/81
E1215S-1WR3	1W		±15V/±34mA		77/81
E1224S-1WR3	1W		±24V/±21mA		76/80
E1505S-1WR3	1W	13.5-16.5 (15VDC)	±5V/±100mA	3000	76/80
E1509S-1WR3	1W		±9V/±56mA		76/80
E1512S-1WR3	1W		±12V/±42mA		76/80
E1515S-1WR3	1W		±15V/±34mA		77/81
E1524S-1WR3	1W		±24V/±21mA		77/81
E2403S-1WR3	1W		21.6-26.4 (24VDC)		±3.3V/±150mA
E2405S-1WR3	1W	±5V/±100mA		74/80	
E2409S-1WR3	1W	±9V/±56mA		74/80	
E2412S-1WR3	1W	±12V/±42mA		75/81	
E2415S-1WR3	1W	±15V/±34mA		73/79	
E2424S-1WR3	1W	±24V/±21mA		74/80	

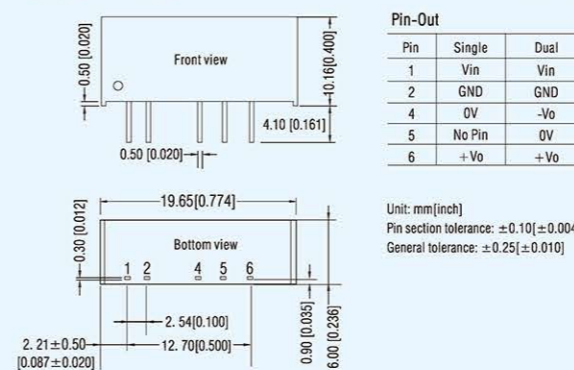
F_S-1WR3

Selection Guide

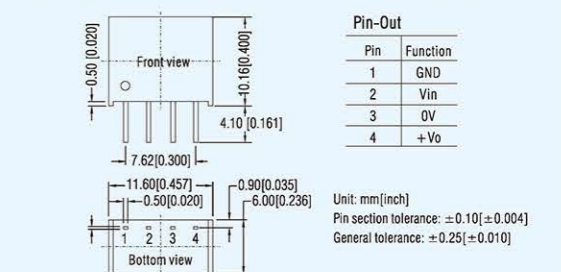
Part No.	Power	Input Voltage (VDC)	Output Voltage/Current (Vo/Io)	Isolation (VDC)	Eff.(%) (min./typ.)
F0303S-1WR3	1W	2.97-3.63 (3.3VDC)	3.3V/303mA	3000	75/79
F0305S-1WR3	1W		5V/200mA		78/82
F0309S-1WR3	1W		9V/111mA		81/85
F0312S-1WR3	1W		12V/83mA		78/82
F0315S-1WR3	1W		15V/67mA		78/82
F0324S-1WR3	1W		24V/42mA		80/84
F0503S-1WR3	1W	4.5-5.5 (5VDC)	3.3V/303mA	3000	70/74
F0505S-1WR3	1W		5V/200mA		78/82
F0509S-1WR3	1W		9V/111mA		79/83
F0512S-1WR3	1W		12V/84mA		79/83
F0515S-1WR3	1W		15V/67mA		79/83
F0524S-1WR3	1W		24V/42mA		81/85
F1203S-1WR3	1W	10.8-13.2 (12VDC)	3.3V/303mA	3000	71/75
F1205S-1WR3	1W		5V/200mA		76/80
F1209S-1WR3	1W		9V/111mA		76/80
F1212S-1WR3	1W		12V/83mA		76/80
F1215S-1WR3	1W		15V/67mA		77/81
F1224S-1WR3	1W		24V/42mA		77/81
F1505S-1WR3	1W	13.5-16.5 (15VDC)	5V/200mA	3000	76/80
F1509S-1WR3	1W		9V/111mA		76/80
F1512S-1WR3	1W		12V/83mA		76/80
F1515S-1WR3	1W		15V/67mA		77/81
F1524S-1WR3	1W		24V/42mA		77/81
F2403S-1WR3	1W		21.6-26.4 (24VDC)		3.3V/303mA
F2405S-1WR3	1W	5V/200mA		73/79	
F2407S-1WR3	1W	7.2V/139mA		74/80	
F2409S-1WR3	1W	9V/111mA		74/80	
F2412S-1WR3	1W	12V/83mA		75/81	
F2415S-1WR3	1W	15V/67mA		75/81	
F2424S-1WR3	1W	24V/42mA	75/81		

Package Dimension

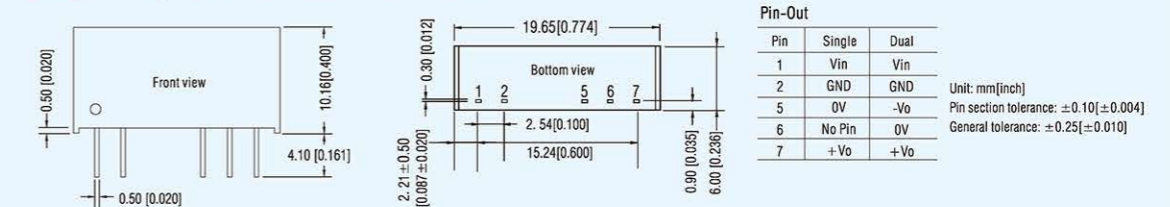
1 A_S-1WR3/B_LS-1WR3 Series: LxWxH: 19.65 x 6.00 x 10.16(mm)



2 B_S-1WR3 Series: LxWxH: 11.60 x 6.00 x 10.16(mm)



3 E_S-1WR3/F_S-1WR3 Series: LxWxH: 19.65 x 6.00 x 10.16(mm)



• This catalog displays the latest products. If products in the catalog are not able to meet your needs, please contact our sales.

• This catalog is for reference only, not being the judgment basis for the use. For detailed datasheets please visit our website: www.mornsun-power.com.

Fixed Input Unregulated Output SIP package - G/H Series (1-2W)

Features:

- Isolation voltage: 4200VAC or 6000VDC (Reinforced insulation)
- Operating temperature range: -40°C to +85°C
- Efficiency up to 84%
- IEC60950, EN60601-1, ANSI/AAMI ES60601-1 approval (3rd edition, 1xMOPP/2xMOPP)

SIP package - G/H Series (1-2W)



G_S-1WR2

RoHS CE UK CB

Selection Guide

Part No.	Power	Input Voltage (VDC)	Output Voltage/Current (Vo/Io)	Isolation (VDC)	Eff (%) (min./typ.)
G0505S-1WR2	1W	4.5-5.5 (5VDC)	± 5V/± 100mA	6000	74/78
G0509S-1WR2	1W		± 9V/± 56mA		76/80
G0512S-1WR2	1W		± 12V/± 42mA		70/74
G0515S-1WR2	1W		± 15V/± 34mA		72/76
G1205S-1WR2	1W	10.8-13.2 (12VDC)	± 5V/± 100mA	6000	73/77
G1209S-1WR2	1W		± 9V/± 56mA		76/80
G1212S-1WR2	1W		± 12V/± 42mA		69/73
G1215S-1WR2	1W		± 15V/± 34mA		71/75
G1515S-1WR2	1W	13.5-16.5 (15VDC)	± 15V/± 34mA	6000	68/72
G2405S-1WR2	1W	21.6-26.4 (24VDC)	± 5V/± 100mA	6000	71/75
G2409S-1WR2	1W		± 9V/± 56mA		75/79
G2412S-1WR2	1W		± 12V/± 42mA		72/76
G2415S-1WR2	1W		± 15V/± 34mA		72/76

H_S-1WR2

RoHS CE UK CB

Selection Guide

Part No.	Power	Input Voltage (VDC)	Output Voltage/Current (Vo/Io)	Isolation (VDC)	Eff (%) (min./typ.)
H0305S-1WR2	1W	2.97-3.63 (3.3VDC)	5V/200mA	6000	67/71
H0503S-1WR2	1W	4.5-5.5 (5VDC)	3.3V/303mA	6000	69/73
H0505S-1WR2	1W		5V/200mA		74/78
H0512S-1WR2	1W		12V/84mA		72/76
H0515S-1WR2	1W		15V/67mA		72/76
H1205S-1WR2	1W	10.8-13.2 (12VDC)	5V/200mA	6000	73/77
H1212S-1WR2	1W		12V/84mA		77/81
H1215S-1WR2	1W		15V/67mA		77/81
H2405S-1WR2	1W	21.6-26.4 (24VDC)	5V/200mA	6000	72/76
H2412S-1WR2	1W		12V/84mA		74/78
H2415S-1WR2	1W		15V/67mA		74/78

H_S-2WR2

RoHS CE UK CB

Selection Guide

Part No.	Power	Input Voltage (VDC)	Output Voltage/Current (Vo/Io)	Isolation (VDC)	Eff (%) (min./typ.)
H0505S-2WR2	2W	4.5-5.5 (5VDC)	5V/400mA	6000	73/77
H0512S-2WR2	2W		12V/167mA		75/79
H0515S-2WR2	2W		15V/133mA		75/79
H1205S-2WR2	2W	10.8-13.2 (12VDC)	5V/400mA	6000	72/76
H1212S-2WR2	2W		12V/167mA		75/79
H1215S-2WR2	2W		15V/133mA		77/81
H1505S-2WR2	2W	13.5-16.5 (15VDC)	5V/400mA	6000	73/77
H1515S-2WR2	2W		15V/133mA		78/82
H2405S-2WR2	2W	21.6-26.4 (24VDC)	5V/400mA	6000	75/79
H2409S-2WR2	2W		12V/167mA		78/82
H2412S-2WR2	2W		15V/133mA		80/84
H2415S-2WR2	2W				

G_S-2WR2

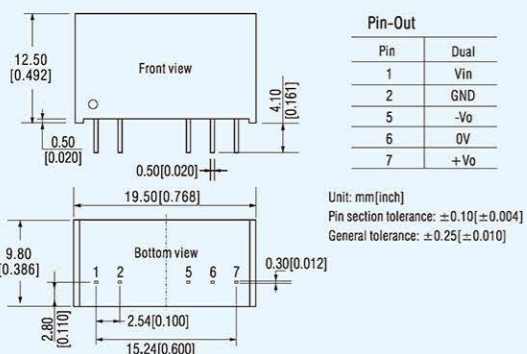
RoHS CE UK CB

Selection Guide

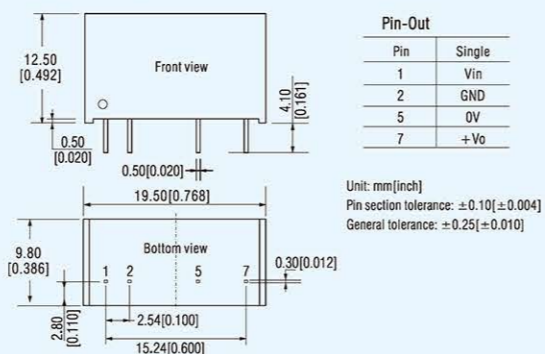
Part No.	Power	Input Voltage (VDC)	Output Voltage/Current (Vo/Io)	Isolation (VDC)	Eff (%) (min./typ.)
G0505S-2WR2	2W	4.5-5.5 (5VDC)	± 5V/± 200mA	6000	74/78
G0509S-2WR2	2W		± 9V/± 111mA		74/78
G0512S-2WR2	2W		± 12V/± 83mA		74/78
G0515S-2WR2	2W		± 15V/± 67mA		76/80
G1205S-2WR2	2W	10.8-13.2 (12VDC)	± 5V/± 200mA	6000	70/74
G1209S-2WR2	2W		± 9V/± 111mA		76/80
G1212S-2WR2	2W		± 12V/± 83mA		76/80
G1215S-2WR2	2W		± 15V/± 67mA		73/77
G1505S-2WR2	2W	13.5-16.5 (15VDC)	± 5V/± 200mA	6000	73/77
G1509S-2WR2	2W		± 9V/± 111mA		76/80
G1515S-2WR2	2W		± 15V/± 67mA		69/73
G2405S-2WR2	2W	21.6-26.4 (24VDC)	± 5V/± 200mA	6000	75/79
G2409S-2WR2	2W		± 9V/± 111mA		77/81
G2412S-2WR2	2W		± 12V/± 83mA		78/82
G2415S-2WR2	2W		± 15V/± 67mA		77/81

Package Dimension

1 G_S-1WR2/G_S-2WR2 Series: LxWxH:19.50 x 9.80 x 12.50(mm)



2 H_S-1WR2/H_S-2WR2 Series: LxWxH:19.50 x 9.80 x 12.50(mm)



Fixed Input Unregulated Output DIP package - A/B Series (1W)

Features:

- Isolation voltage: 1500VDC
- Operating temperature range: -40°C to +105°C
- Efficiency up to 82%
- Continuous short-circuit protection
- No-load input current as low as 5mA
- Meets IEC/UL/EN62368 standards



A_D-1WR3

RoHS

Selection Guide

Part No.	Power	Input Voltage (VDC)	Output Voltage/Current (Vo/Io)	Isolation (VDC)	Eff (%) (min./typ.)
A1205D-1WR3	1W	10.8-13.2 (12VDC)	± 5V/± 100mA	1500	76/80
A1212D-1WR3	1W		± 12V/± 42mA		77/81
A1224D-1WR3	1W		± 24V/± 21mA		76/80
A1524D-1WR3	1W	13.5-16.5 (15VDC)	± 24V/± 21mA	1500	77/81
A2409D-1WR3	1W	21.6-26.4 (24VDC)	± 9V/± 56mA	1500	74/80
A2412D-1WR3	1W		± 12V/± 42mA		75/81
A2415D-1WR3	1W		± 15V/± 33mA		73/79

B_D-1WR3

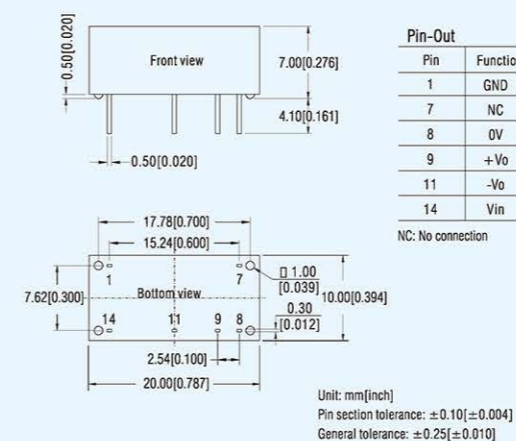
RoHS CE UK CB

Selection Guide

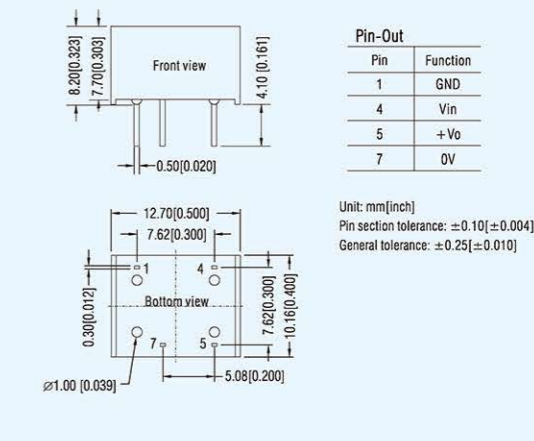
Part No.	Power	Input Voltage (VDC)	Output Voltage/Current (Vo/Io)	Isolation (VDC)	Eff (%) (min./typ.)
B0303D-1WR3	1W	2.97-3.63 (3.3VDC)	3.3V/303mA	1500	75/79
B0305D-1WR3	1W		5V/200mA		78/82
B1203D-1WR3	1W	10.8-13.2 (12VDC)	3.3V/303mA	1500	71/75
B1205D-1WR3	1W		5V/200mA		76/80
B1209D-1WR3	1W		9V/111mA		74/78
B1212D-1WR3	1W		12V/83mA		76/80
B1215D-1WR3	1W		15V/67mA		77/81
B1224D-1WR3	1W		24V/42mA		77/81
B1505D-1WR3	1W	13.5-16.5 (15VDC)	5V/200mA	1500	76/80
B1509D-1WR3	1W		9V/111mA		76/80
B1515D-1WR3	1W		15V/67mA		77/81
B2403D-1WR3	1W	21.6-26.4 (24VDC)	3.3V/303mA	1500	69/75
B2405D-1WR3	1W		5V/200mA		73/79
B2409D-1WR3	1W		9V/111mA		74/80
B2412D-1WR3	1W		12V/83mA		75/81
B2415D-1WR3	1W		15V/67mA		75/81
B2424D-1WR3	1W		24V/42mA		75/81

Package Dimension

1 A_D-1WR2 Series: LxWxH:20.00 x 10.00 x 7.00(mm)



2 B_D-1WR3 Series: LxWxH:12.70 x 10.16 x 8.20(mm)



Fixed Input Unregulated Output DIP package - E/F Series (1W)

Features:

- Isolation voltage: 3000VDC
- Operating temperature range: -40°C to +105°C
- Efficiency up to 84%
- Continuous short-circuit protection
- No-load input current as low as 5mA
- Meets IEC/UL/EN62368 standards



E_D-1WR3

RoHS CE UK CB



Part No.	Power	Input Voltage (VDC)	Output Voltage/Current (Vo/Io)	Isolation (VDC)	Eff.(%) (min./typ.)
E0505D-1WR3	1W	4.5-5.5 (5VDC)	±5V/±100mA	3000	78/82
E0509D-1WR3	1W		±9V/±56mA		80/84
E0512D-1WR3	1W		±12V/±42mA		80/84
E0515D-1WR3	1W		±15V/±34mA		80/84
E1205D-1WR3	1W	10.8-13.2 (12VDC)	±5V/±100mA	3000	76/80
E1209D-1WR3	1W		±9V/±55mA		76/80
E1212D-1WR3	1W		±12V/±42mA		77/81
E1215D-1WR3	1W		±15V/±34mA		77/81
E1515D-1WR3	1W	13.5-16.5 (15VDC)	±15V/±33mA	3000	77/81
E2405D-1WR3	1W	21.6-26.4 (24VDC)	±5V/±100mA	3000	74/80
E2409D-1WR3	1W		±9V/±55mA		74/80
E2412D-1WR3	1W		±12V/±42mA		75/81
E2415D-1WR3	1W		±15V/±34mA		73/79

F_D-1WR3

RoHS



Part No.	Power	Input Voltage (VDC)	Output Voltage/Current (Vo/Io)	Isolation (VDC)	Eff.(%) (min./typ.)
F0503D-1WR3	1W	4.5-5.5 (5VDC)	3.3V/303mA	3000	70/74
F0505D-1WR3	1W		5V/200mA		78/82
F0512D-1WR3	1W		12V/84mA		79/83
F0515D-1WR3	1W		15V/67mA		79/83
F1205D-1WR3	1W	10.8-13.2 (12VDC)	5V/200mA	3000	76/80
F1212D-1WR3	1W		12V/83mA		77/81
F1215D-1WR3	1W		15V/67mA		77/81
F1515D-1WR3	1W	13.5-16.5 (15VDC)	15V/67mA	3000	77/81
F2405D-1WR3	1W	21.6-26.4 (24VDC)	5V/200mA	3000	73/79

F_N-1WR3

RoHS CE UK CB

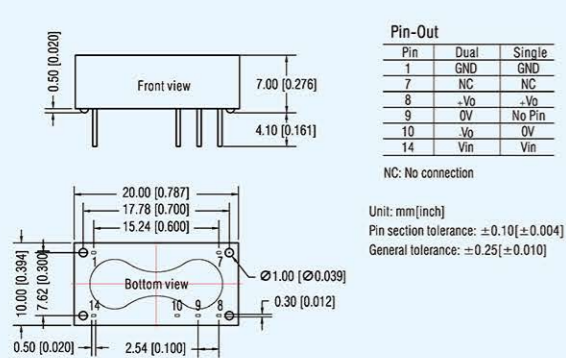


Part No.	Power	Input Voltage (VDC)	Output Voltage/Current (Vo/Io)	Isolation (VDC)	Eff.(%) (min./typ.)
F0503N-1WR3	1W	4.5-5.5 (5VDC)	3.3V/303mA	3000	70/74
F0505N-1WR3	1W		5V/200mA		78/82
F0507N-1WR3	1W		7.2V/139mA		76/80
F0509N-1WR3	1W		9V/111mA		79/83
F0512N-1WR3	1W		12V/84mA		79/83
F0515N-1WR3	1W		15V/67mA		79/83
F0524N-1WR3	1W		24V/42mA		81/65
F1203N-1WR3	1W	10.8-13.2 (12VDC)	3.3V/303mA	3000	71/75
F1205N-1WR3	1W		5V/200mA		76/80
F1209N-1WR3	1W		9V/111mA		74/78
F1212N-1WR3	1W		12V/83mA		76/80
F1215N-1WR3	1W		15V/67mA		77/81
F1224N-1WR3	1W		24V/42mA		77/81

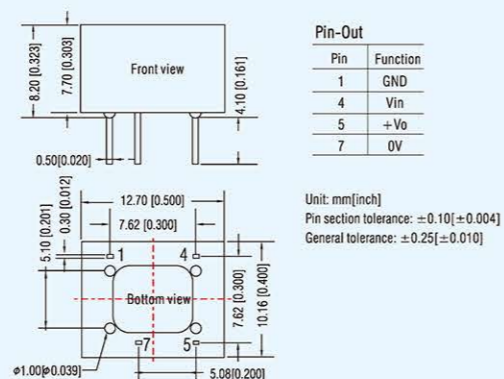
Part No.	Power	Input Voltage (VDC)	Output Voltage/Current (Vo/Io)	Isolation (VDC)	Eff.(%) (min./typ.)
F1505N-1WR3	1W	13.5-16.5 (15VDC)	5V/200mA	3000	76/80
F1509N-1WR3	1W		9V/111mA		76/80
F1515N-1WR3	1W		15V/67mA		71/81
F2403N-1WR3	1W	21.6-26.4 (24VDC)	3.3V/303mA	3000	69/75
F2405N-1WR3	1W		5V/200mA		73/79
F2409N-1WR3	1W		9V/111mA		74/80
F2412N-1WR3	1W		12V/83mA		75/81
F2415N-1WR3	1W		15V/67mA		75/81
F2424N-1WR3	1W		24V/42mA		75/81

Package Dimension

1 E_D-1WR3/F_D-1WR3 Series: LxWxH: 20.00 x 10.00 x 7.00(mm)



2 F_N-1WR3 Series: LxWxH: 12.70 x 10.16 x 8.20(mm)



Fixed Input Unregulated Output SMD package - B/F Series (2W)

Features:

- Isolation voltage: 1500/3000VDC
- Operating temperature range: -40°C to +105°C
- Efficiency up to 86%
- Continuous short-circuit protection
- Compact SMD package



B_XT-2WR3

RoHS CE UK CB



Part No.	Power	Input Voltage (VDC)	Output Voltage/Current (Vo/Io)	Isolation (VDC)	Eff.(%) (min./typ.)
B0503XT-2WR3	2W	4.5-5.5 (5VDC)	3.3V/400mA	1500	74/78
B0505XT-2WR3	2W		5V/400mA		80/84
B05X7XT-2WR3	2W		7V/286mA		80/84
B0509XT-2WR3	2W		9V/222mA		81/85
B0512XT-2WR3	2W		12V/167mA		81/85
B0515XT-2WR3	2W		15V/133mA		82/86
B0524XT-2WR3	2W		24V/83mA		82/86
B1205XT-2WR3	2W	10.8-13.2 (12VDC)	5V/400mA	1500	79/83
B1209XT-2WR3	2W		9V/222mA		79/83
B1212XT-2WR3	2W		12V/167mA		80/84
B1215XT-2WR3	2W		15V/133mA		80/84
B1224XT-2WR3	2W		24V/83mA		81/85
B1505XT-2WR3	2W	13.5-16.5 (15VDC)	5V/400mA	1500	79/83
B1515XT-2WR3	2W		15V/133mA		80/84
B2405XT-2WR3	2W	21.6-26.4 (24VDC)	5V/400mA	1500	77/83
B2409XT-2WR3	2W		9V/222mA		77/83
B2412XT-2WR3	2W		12V/167mA		78/84
B2415XT-2WR3	2W		15V/133mA		78/84
B2424XT-2WR3	2W		24V/83mA		79/85

F_XT-2WR3

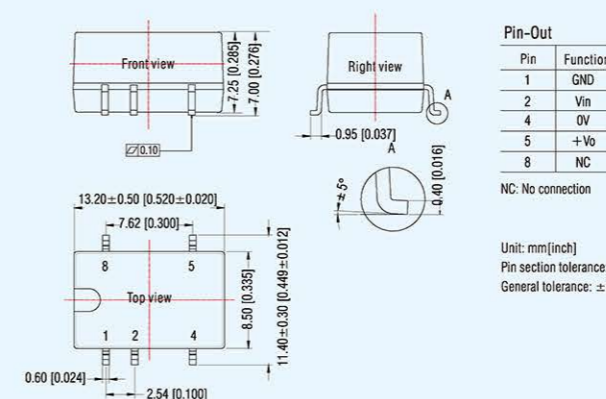
RoHS CE UK CB



Part No.	Power	Input Voltage (VDC)	Output Voltage/Current (Vo/Io)	Isolation (VDC)	Eff.(%) (min./typ.)
F0503XT-2WR3	2W	4.5-5.5 (5VDC)	3.3V/400mA	3000	74/78
F0505XT-2WR3	2W		5V/400mA		80/84
F05X7XT-2WR3	2W		7V/286mA		80/84
F0509XT-2WR3	2W		9V/222mA		81/85
F0512XT-2WR3	2W		12V/167mA		81/85
F0515XT-2WR3	2W		15V/133mA		82/86
F0524XT-2WR3	2W		24V/83mA		82/86
F1205XT-2WR3	2W	10.8-13.2 (12VDC)	5V/400mA	3000	79/83
F1206XT-2WR3	2W		6V/333mA		79/83
F1209XT-2WR3	2W		9V/222mA		79/83
F1212XT-2WR3	2W		12V/167mA		80/84
F1215XT-2WR3	2W		15V/133mA		80/84
F1224XT-2WR3	2W		24V/83mA		81/85
F1505XT-2WR3	2W	13.5-16.5 (15VDC)	5V/400mA	3000	79/83
F1515XT-2WR3	2W		15V/133mA		80/84
F2405XT-2WR3	2W	21.6-26.4 (24VDC)	5V/400mA	3000	77/83
F2409XT-2WR3	2W		9V/222mA		77/83
F2412XT-2WR3	2W		12V/167mA		78/84
F2415XT-2WR3	2W		15V/133mA		78/84
F2424XT-2WR3	2W		24V/83mA		79/85

Package Dimension

B_XT-2WR3/F_XT-2WR3 Series: LxWxH: 13.20 x 11.40 x 7.25(mm)



Fixed Input Unregulated Output SIP package - A/B Series (2W)

Features:

- Isolation voltage: 1500VDC
- Operating temperature range: -40°C to +105°C
- Continuous short-circuit protection
- International standard pin-out
- IEC/UL/EN62368 approved

A_S-2WR3



Part No.	Power	Input Voltage (VDC)	Output Voltage/Current (Vo/Io)	Isolation (VDC)	Eff(%) (min./typ.)
A0503S-2WR3	2W	4.5-5.5 (5VDC)	± 3.3V/± 303mA	1500	71/75
A0505S-2WR3	2W		± 5V/± 200mA		80/84
A0509S-2WR3	2W		± 9V/± 111mA		81/85
A0512S-2WR3	2W		± 12V/± 83mA		81/85
A0515S-2WR3	2W		± 15V/± 67mA		82/86
A0524S-2WR3	2W		± 24V/± 42mA		82/86
A1203S-2WR3	2W	10.8-13.2 (12VDC)	± 3.3V/± 303mA	1500	71/75
A1205S-2WR3	2W		± 5V/± 200mA		76/80
A1207S-2WR3	2W		± 7.2V/± 139mA		76/80
A1209S-2WR3	2W		± 9V/± 111mA		78/82
A1212S-2WR3	2W		± 12V/± 83mA		79/83
A1215S-2WR3	2W		± 15V/± 67mA		79/83
A1224S-2WR3	2W	± 24V/± 42mA	79/83		
A1505S-2WR3	2W	13.5-16.5 (15VDC)	± 5V/± 200mA	1500	76/80
A1515S-2WR3	2W		± 15V/± 67mA		78/82
A2403S-2WR3	2W	21.6-26.4 (24VDC)	± 3.3V/± 303mA	1500	70/76
A2405S-2WR3	2W		± 5V/± 200mA		74/80
A2407S-2WR3	2W		± 7.2V/± 139mA		74/80
A2409S-2WR3	2W		± 9V/± 111mA		75/81
A2412S-2WR3	2W		± 12V/± 83mA		77/83
A2415S-2WR3	2W		± 15V/± 67mA		77/83
A2424S-2WR3	2W		± 24V/± 42mA		77/83



B_S-2WR3



Part No.	Power	Input Voltage (VDC)	Output Voltage/Current (Vo/Io)	Isolation (VDC)	Eff(%) (min./typ.)
B0503S-2WR3	2W	4.5-5.5 (5VDC)	3.3V/400mA	1500	74/78
B0505S-2WR3	2W		5V/400mA		80/84
B0507S-2WR3	2W		7.2V/278mA		80/84
B0509S-2WR3	2W		9V/222mA		81/85
B0512S-2WR3	2W		12V/167mA		81/85
B0515S-2WR3	2W		15V/133mA		82/86
B0524S-2WR3	2W	24V/83mA	82/86		
B1203S-2WR3	2W	10.8-13.2 (12VDC)	3.3V/400mA	1500	75/79
B1205S-2WR3	2W		5V/400mA		78/82
B1207S-2WR3	2W		7.2V/278mA		78/82
B1209S-2WR3	2W		9V/222mA		78/82
B1212S-2WR3	2W		12V/167mA		80/84
B1215S-2WR3	2W		15V/133mA		81/85
B1224S-2WR3	2W	24V/83mA	82/86		
B1505S-2WR3	2W	13.5-16.5 (15VDC)	5V/400mA	1500	76/80
B1515S-2WR3	2W		15V/133mA		77/81
B1524S-2WR3	2W	24V/83mA	77/81		
B2403S-2WR3	2W	21.6-26.4 (24VDC)	3.3V/400mA	1500	70/76
B2405S-2WR3	2W		5V/400mA		74/80
B2407S-2WR3	2W		7.2V/278mA		74/80
B2409S-2WR3	2W		9V/222mA		75/81
B2412S-2WR3	2W		12V/167mA		78/84
B2415S-2WR3	2W		15V/133mA		80/86
B2424S-2WR3	2W		24V/83mA		80/86

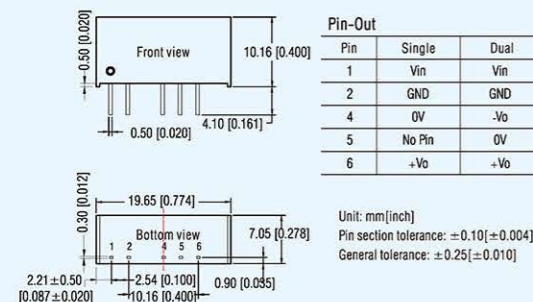
B_M-2WR3

Part No.	Power	Input Voltage (VDC)	Output Voltage/Current (Vo/Io)	Isolation (VDC)	Eff(%) (min./typ.)
B1203M-2WR3	2W	10.8-13.2 (12VDC)	3.3V/400mA	1500	75/79
B1205M-2WR3	2W		5V/400mA		78/82
B1212M-2WR3	2W		12V/167mA		80/84

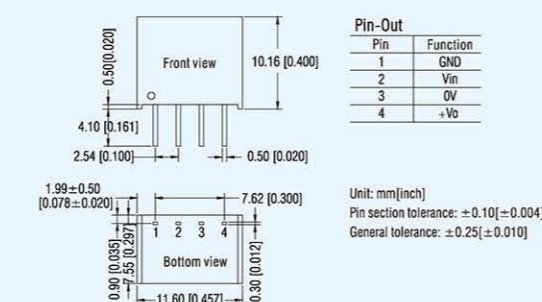
Part No.	Power	Input Voltage (VDC)	Output Voltage/Current (Vo/Io)	Isolation (VDC)	Eff(%) (min./typ.)
B2405M-2WR3	2W	21.6-26.4 (24VDC)	5V/400mA	1500	74/80
B2415M-2WR3	2W	24VDC	15V/133mA	1500	78/84

Package Dimension

1 A_S-2WR3/B_S-2WR3 Series: LxWxH:19.50 x 7.05 x 10.16(mm)



2 B_M-2WR3 Series: LxWxH:11.60 x 7.55 x 10.16(mm)



Fixed Input Unregulated Output SIP package - E/F Series (2W)

Features:

- Isolation voltage: 3000VDC
- Operating temperature range: -40°C to +105°C
- Continuous short-circuit protection
- IEC/UL/EN62368 approved



E_S-2WR3



Part No.	Power	Input Voltage (VDC)	Output Voltage/Current (Vo/Io)	Isolation (VDC)	Eff(%) (min./typ.)
E0503S-2WR3	2W	4.5-5.5 (5VDC)	± 3.3V/± 303mA	3000	71/75
E0505S-2WR3	2W		± 5V/± 200mA		80/84
E0509S-2WR3	2W		± 9V/± 111mA		81/85
E0512S-2WR3	2W		± 12V/± 83mA		81/85
E0515S-2WR3	2W		± 15V/± 67mA		82/86
E0524S-2WR3	2W		± 24V/± 42mA		82/86
E1203S-2WR3	2W	10.8-13.2 (12VDC)	± 3.3V/± 303mA	3000	71/75
E1205S-2WR3	2W		± 5V/± 200mA		76/80
E1207S-2WR3	2W		± 7.2V/± 139mA		76/80
E1209S-2WR3	2W		± 9V/± 111mA		78/82
E1212S-2WR3	2W		± 12V/± 83mA		79/83
E1215S-2WR3	2W		± 15V/± 67mA		79/83
E1224S-2WR3	2W	± 24V/± 42mA	79/83		
E1505S-2WR3	2W	13.5-16.5 (15VDC)	± 5V/± 200mA	3000	76/80
E1515S-2WR3	2W		± 15V/± 67mA		78/82
E2403S-2WR3	2W	21.6-26.4 (24VDC)	± 3.3V/± 303mA	3000	70/76
E2405S-2WR3	2W		± 5V/± 200mA		74/80
E2407S-2WR3	2W		± 7.2V/± 139mA		74/80
E2409S-2WR3	2W		± 9V/± 111mA		75/81
E2412S-2WR3	2W		± 12V/± 83mA		77/83
E2415S-2WR3	2W		± 15V/± 67mA		77/83
E2424S-2WR3	2W		± 24V/± 42mA		77/83

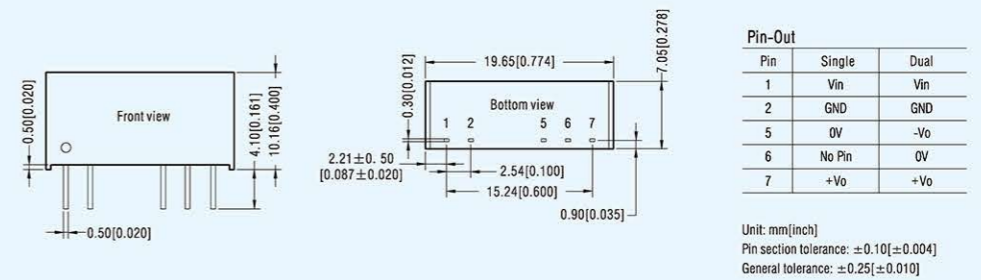
F_S-2WR3



Part No.	Power	Input Voltage (VDC)	Output Voltage/Current (Vo/Io)	Isolation (VDC)	Eff(%) (min./typ.)
F0503S-2WR3	2W	4.5-5.5 (5VDC)	3.3V/400mA	3000	74/78
F0505S-2WR3	2W		5V/400mA		80/84
F0507S-2WR3	2W		7.2V/278mA		80/84
F0509S-2WR3	2W		9V/222mA		81/85
F0512S-2WR3	2W		12V/167mA		81/85
F0515S-2WR3	2W		15V/133mA		82/86
F0524S-2WR3	2W	24V/83mA	82/86		
F1205S-2WR3	2W	10.8-13.2 (12VDC)	5V/400mA	3000	78/82
F1206S-2WR3	2W		6.4V/312mA		78/82
F1209S-2WR3	2W		9V/222mA		78/82
F1212S-2WR3	2W		12V/167mA		80/84
F1215S-2WR3	2W		15V/133mA		81/85
F1224S-2WR3	2W		24V/83mA		82/86
F1505S-2WR3	2W	13.5-16.5 (15VDC)	5V/400mA	3000	76/80
F1509S-2WR3	2W		9V/222mA		76/80
F1512S-2WR3	2W		12V/167mA		77/81
F1515S-2WR3	2W		15V/133mA		77/81
F1524S-2WR3	2W	24V/83mA	77/81		
F2403S-2WR3	2W	21.6-26.4 (24VDC)	3.3V/400mA	3000	70/76
F2405S-2WR3	2W		5V/400mA		74/80
F2407S-2WR3	2W		7.2V/278mA		74/80
F2409S-2WR3	2W		9V/222mA		75/81
F2412S-2WR3	2W		12V/167mA		78/84
F2415S-2WR3	2W		15V/133mA		80/86
F2418S-2WR3	2W		18V/111mA		80/86
F2424S-2WR3	2W		24V/83mA		80/86

Package Dimension

E_S-2WR3/F_S-2WR3 Series: LxWxH:19.65 x 7.05 x 10.16(mm)



Fixed Input Unregulated Output DIP package - A/B/E/F Series (2W)

Features:

- Isolation voltage: 1500/3000VDC
- Operating temperature range: -40°C to +105°C
- Efficiency up to 86%
- Continuous short-circuit protection
- Meets IEC/UL/EN62368 standards



A_D-2WR3



Selection Guide

Part No.	Power	Input Voltage (VDC)	Output Voltage/Current (Vo/Io)	Isolation (VDC)	Eff.(%) (min./typ.)		
A0503D-2WR3	2W	4.5-5.5 (5VDC)	± 3.3V/± 303mA	1500	74/78		
A0505D-2WR3	2W		± 5V/± 200mA		80/84		
A05X7D-2WR3	2W		± 7V/± 143mA		80/84		
A0509D-2WR3	2W		± 9V/± 111mA		81/85		
A0512D-2WR3	2W		± 12V/± 83mA		81/85		
A0515D-2WR3	2W	10.8-13.2 (12VDC)	± 15V/± 67mA	1500	82/86		
A0524D-2WR3	2W		± 24V/± 42mA		82/86		
A1205D-2WR3	2W		± 5V/± 200mA		76/80		
A1209D-2WR3	2W		± 9V/± 111mA		78/82		
A1212D-2WR3	2W		± 12V/± 83mA		79/83		
A1215D-2WR3	2W	13.5-16.5 (15VDC)	± 15V/± 67mA	1500	79/83		
A1224D-2WR3	2W		± 24V/± 42mA		81/85		
A1515D-2WR3	2W		± 15V/± 67mA		77/81		
A2405D-2WR3	2W		21.6-26.4 (24VDC)		± 5V/± 200mA	1500	74/80
A2409D-2WR3	2W				± 9V/± 111mA		75/81
A2412D-2WR3	2W	± 12V/± 83mA		77/83			
A2415D-2WR3	2W	± 15V/± 67mA		77/83			
A2424D-2WR3	2W	± 24V/± 42mA		77/83			

B_D-2WR3



Selection Guide

Part No.	Power	Input Voltage (VDC)	Output Voltage/Current (Vo/Io)	Isolation (VDC)	Eff.(%) (min./typ.)
B0303D-2WR3	2W	2.97-3.63 (3.3VDC)	3.3V/400mA	1500	74/78
B0305D-2WR3	2W		5V/400mA		74/78
B0503D-2WR3	2W	4.5-5.5 (5VDC)	3.3V/400mA	1500	74/78
B0505D-2WR3	2W		5V/400mA		80/84
B0509D-2WR3	2W		9V/222mA		81/85
B0512D-2WR3	2W		12V/167mA		81/85
B0515D-2WR3	2W		15V/133mA		82/86
B0524D-2WR3	2W	10.8-13.2 (12VDC)	24V/83mA	1500	82/86
B1205D-2WR3	2W		5V/400mA		78/82
B1209D-2WR3	2W		9V/222mA		78/82
B1212D-2WR3	2W		12V/167mA		80/84
B1215D-2WR3	2W		15V/133mA		81/85
B1224D-2WR3	2W	13.5-16.5 (15VDC)	24V/83mA	1500	82/86
B1505D-2WR3	2W		5V/400mA		75/79
B1509D-2WR3	2W		9V/222mA		78/82
B1515D-2WR3	2W		15V/133mA		75/79
B2405D-2WR3	2W		21.6-26.4 (24VDC)		5V/400mA
B2409D-2WR3	2W	9V/222mA		76/82	
B2412D-2WR3	2W	12V/167mA		80/86	
B2415D-2WR3	2W	15V/133mA		82/88	
B2424D-2WR3	2W	24V/83mA		82/88	

E_D-2WR3



Selection Guide

Part No.	Power	Input Voltage (VDC)	Output Voltage/Current (Vo/Io)	Isolation (VDC)	Eff.(%) (min./typ.)
E0503D-2WR3	2W	4.5-5.5 (5VDC)	± 3.3V/± 303mA	3000	74/78
E0505D-2WR3	2W		± 5V/± 200mA		80/84
E0509D-2WR3	2W		± 9V/± 111mA		81/85
E0512D-2WR3	2W		± 12V/± 83mA		81/85
E0515D-2WR3	2W		± 15V/± 67mA		82/86
E0524D-2WR3	2W	10.8-13.2 (12VDC)	± 24V/± 42mA	3000	82/86
E1203D-2WR3	2W		± 3.3V/± 303mA		71/75
E1205D-2WR3	2W		± 5V/± 200mA		76/80
E1212D-2WR3	2W		± 12V/± 83mA		79/83
E1215D-2WR3	2W		± 15V/± 67mA		79/83
E1224D-2WR3	2W	13.5-16.5 (15VDC)	± 24V/± 42mA	3000	81/85
E1509D-2WR3	2W		± 9V/± 111mA		77/81
E1512D-2WR3	2W		± 12V/± 83mA		77/81
E1515D-2WR3	2W		± 15V/± 67mA		77/81
E2405D-2WR3	2W		21.6-26.4 (24VDC)		± 5V/± 200mA
E2412D-2WR3	2W	± 12V/± 83mA		79/83	
E2415D-2WR3	2W	± 15V/± 67mA		77/83	
E2424D-2WR3	2W	± 24V/± 42mA		80/84	

F_D-2WR3

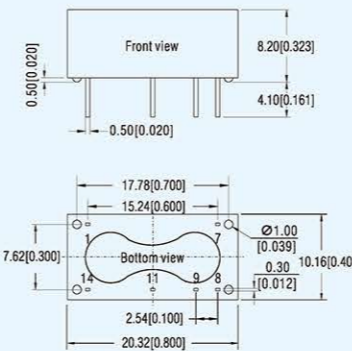


Selection Guide

Part No.	Power	Input Voltage (VDC)	Output Voltage/Current (Vo/Io)	Isolation (VDC)	Eff.(%) (min./typ.)
F0503D-2WR3	2W	4.5-5.5 (5VDC)	3.3V/400mA	3000	74/78
F0505D-2WR3	2W		5V/400mA		80/84
F0509D-2WR3	2W		9V/222mA		81/85
F0512D-2WR3	2W		12V/167mA		81/85
F0515D-2WR3	2W		15V/133mA		82/86
F0524D-2WR3	2W	10.8-13.2 (12VDC)	24V/83mA	3000	82/86
F1205D-2WR3	2W		5V/400mA		78/82
F1209D-2WR3	2W		9V/222mA		78/82
F1212D-2WR3	2W		12V/167mA		80/84
F1215D-2WR3	2W		15V/133mA		81/85
F1224D-2WR3	2W	13.5-16.5 (15VDC)	24V/83mA	3000	82/86
F1505D-2WR3	2W		5V/400mA		75/79
F1509D-2WR3	2W		9V/222mA		78/82
F1515D-2WR3	2W		15V/133mA		78/79
F2405D-2WR3	2W		21.6-26.4 (24VDC)		5V/400mA
F2409D-2WR3	2W	9V/222mA		76/80	
F2412D-2WR3	2W	12V/167mA		80/84	
F2415D-2WR3	2W	15V/133mA		82/86	
F2424D-2WR3	2W	24V/83mA		82/86	

Package Dimension

① A_D-2WR3/B_D-2WR3 Series: LxWxH:20.32 x 10.16 x 8.20(mm)

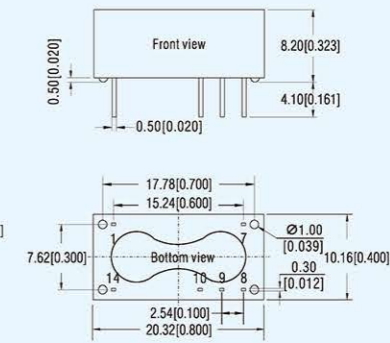


Pin	Dual	Single
1	GND	GND
7	NC	NC
8	0V	0V
9	+Vo	+Vo
11	No Pin	-Vo
14	Vin	Vin

NC: No connection

Unit: mm[inch]
Pin section tolerance: ±0.10[±0.004]
General tolerance: ±0.25[±0.010]

② E_D-2WR3/F_D-2WR3 Series: LxWxH:20.32 x 10.16 x 8.20(mm)



Pin	Dual	Single
1	GND	GND
7	NC	NC
8	+Vo	+Vo
9	No Pin	0V
10	0V	-Vo
14	Vin	Vin

NC: No connection

Unit: mm[inch]
Pin section tolerance: ±0.10[±0.004]
General tolerance: ±0.25[±0.010]

Fixed Input Unregulated Output SIP package - B/F Series (3W)

Features:

- Isolation voltage: 1500/3000VDC
- Operating temperature range: -40°C to +85°C
- Efficiency up to 88%
- Continuous short-circuit protection
- Meets IEC/UL/EN62368 standards



B_S-3WR2



Selection Guide

Part No.	Power	Input Voltage (VDC)	Output Voltage/Current (Vo/Io)	Isolation (VDC)	Eff.(%) (min./typ.)
B0505S-3WR2	3W	4.5-5.5 (5VDC)	5V/600mA	1500	80/84
B0509S-3WR2	3W		9V/333mA		80/84
B1212S-3WR2	3W	10.8-13.2 (12VDC)	12V/250mA	1500	84/88

F_S-3WR2

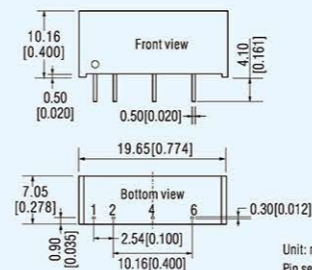


Selection Guide

Part No.	Power	Input Voltage (VDC)	Output Voltage/Current (Vo/Io)	Isolation (VDC)	Eff.(%) (min./typ.)
F0505S-3WR2	3W	4.5-5.5 (5VDC)	5V/600mA	3000	80/84
F0509S-3WR2	3W		9V/333mA		80/84
F1205S-3WR2	3W	10.8-13.2 (12VDC)	5V/600mA	3000	77/81
F1212S-3WR2	3W		12V/250mA		84/88
F1515S-3WR2	3W	13.5-16.5 (15VDC)	15V/200mA	3000	81/85

Package Dimension

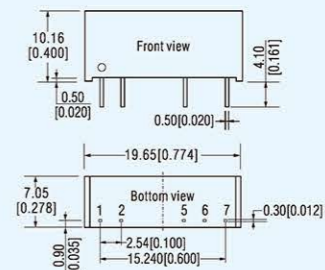
① B_S-3WR2 Series: LxWxH:19.65 x 7.05 x 10.16(mm)



Pin	Function
1	Vin
2	GND
4	0V
6	+Vo

Unit: mm[inch]
Pin section tolerance: ±0.10[±0.004]
General tolerance: ±0.25[±0.010]

② F_S-3WR2 Series: LxWxH:19.65 x 7.05 x 10.16(mm)




Pin	F_S-3WR2
1	Vin
2	GND
5	0V
7	+Vo

Unit: mm[inch]
Pin section tolerance: ±0.10[±0.004]
General tolerance: ±0.25[±0.010]

Fixed Input Regulated Output IB/IE/IF Series (0.75-1W)

Features:

- Isolation voltage: 1500/3000VDC
- Operating temperature range: -40°C to +85°C
- Continuous short-circuit protection
- No-load input current as low as 5mA
- Meets IEC/UL/EN62368 standards



IB_XT-W75R3

RoHS CE UK CB

Selection Guide **SMD**

Part No.	Power	Input Voltage (VDC)	Output Voltage/Current (Vo/Io)	Isolation (VDC)	Eff(%) (min./typ.)
IB0503XT-W75R3	0.75W	4.75-5.25 (5VDC)	3.3V/200mA	1500	64/68
IB0505XT-W75R3	0.75W		5V/150mA		68/72
IB0509XT-W75R3	0.75W		9V/83mA		68/72
IB0512XT-W75R3	0.75W		12V/62mA		69/73
IB0515XT-W75R3	0.75W		15V/50mA		70/74
IB1205XT-W75R3	0.75W	11.4-12.6 (12VDC)	5V/150mA	1500	68/72
IB1212XT-W75R3	0.75W		12V/62mA		69/73
IB1215XT-W75R3	0.75W		15V/50mA		70/74

IB_XT-1WR3

RoHS

Selection Guide **SMD**

Part No.	Power	Input Voltage (VDC)	Output Voltage/Current (Vo/Io)	Isolation (VDC)	Eff(%) (min./typ.)
IB0503XT-1WR3	1W	4.75-5.25 (5VDC)	3.3V/250mA	1500	62/66
IB0505XT-1WR3	1W		5V/200mA		65/69
IB0509XT-1WR3	1W		9V/111mA		66/70
IB0512XT-1WR3	1W		12V/84mA		67/71
IB0515XT-1WR3	1W		15V/67mA		67/71
IB1205XT-1WR3	1W	11.4-12.6 (12VDC)	5V/200mA	1500	65/69
IB1212XT-1WR3	1W		12V/84mA		67/71
IB1215XT-1WR3	1W		15V/67mA		67/71

IF_XT-1WR3

RoHS CE UK CB

Selection Guide **SMD**

Part No.	Power	Input Voltage (VDC)	Output Voltage/Current (Vo/Io)	Isolation (VDC)	Eff(%) (min./typ.)
IF0503XT-1WR3	1W	4.75-5.25 (5VDC)	3.3V/250mA	3000	62/66
IF0505XT-1WR3	1W		5V/200mA		65/69
IF0509XT-1WR3	1W		9V/111mA		66/70
IF0512XT-1WR3	1W		12V/84mA		66/71
IF0515XT-1WR3	1W		15V/67mA		66/71
IF1205XT-1WR3	1W	11.4-12.6 (12VDC)	5V/200mA	3000	65/69
IF1212XT-1WR3	1W		12V/84mA		67/71
IF1215XT-1WR3	1W		15V/67mA		67/71

IB_S-W75R3

RoHS CE UK CB

Selection Guide **SIP**

Part No.	Power	Input Voltage (VDC)	Output Voltage/Current (Vo/Io)	Isolation (VDC)	Eff(%) (min./typ.)
IB0503S-W75R3	0.75W	4.75-5.25 (5VDC)	3.3V/200mA	1500	64/68
IB0505S-W75R3	0.75W		5V/150mA		68/72
IB0509S-W75R3	0.75W		9V/83mA		68/72
IB0512S-W75R3	0.75W		12V/62mA		69/73
IB0515S-W75R3	0.75W		15V/50mA		70/74
IB1203S-W75R3	0.75W	11.4-12.6 (12VDC)	3.3V/200mA	1500	64/68
IB1205S-W75R3	0.75W		5V/150mA		68/72
IB1212S-W75R3	0.75W		12V/62mA		69/73
IB1215S-W75R3	0.75W		15V/50mA		70/74
IB2403S-W75R3	0.75W	22.8-25.2 (24VDC)	3.3V/200mA	1500	62/68
IB2405S-W75R3	0.75W		5V/150mA		66/72
IB2412S-W75R3	0.75W		12V/62mA		67/73
IB2415S-W75R3	0.75W		15V/50mA		68/74

IB_LS-1WR3

RoHS CE UK CB

Selection Guide **SIP**

Part No.	Power	Input Voltage (VDC)	Output Voltage/Current (Vo/Io)	Isolation (VDC)	Eff(%) (min./typ.)
IB0503LS-1WR3	1W	4.75-5.25 (5VDC)	3.3V/250mA	1500	63/67
IB0505LS-1WR3	1W		5V/200mA		66/70
IB0509LS-1WR3	1W		9V/111mA		67/71
IB0512LS-1WR3	1W		12V/84mA		68/72
IB0515LS-1WR3	1W		15V/67mA		69/73
IB0524LS-1WR3	1W	11.4-12.6 (12VDC)	24V/41mA	1500	69/73
IB1205LS-1WR3	1W		5V/200mA		69/73
IB1209LS-1WR3	1W		9V/111mA		69/73
IB1212LS-1WR3	1W		12V/83mA		69/73
IB1215LS-1WR3	1W	14.25-15.75 (15VDC)	15V/67mA	1500	71/75
IB1505LS-1WR3	1W		5V/200mA		69/73
IB1515LS-1WR3	1W		15V/67mA		71/75
IB2403LS-1WR3	1W	22.8-25.2 (24VDC)	3.3V/250mA	1500	65/71
IB2405LS-1WR3	1W		5V/200mA		67/73
IB2409LS-1WR3	1W		9V/111mA		67/73
IB2412LS-1WR3	1W		12V/83mA		67/73
IB2415LS-1WR3	1W		15V/67mA		67/73

IF_S-1WR3

RoHS CE UK CB

Selection Guide **SIP**

Part No.	Power	Input Voltage (VDC)	Output Voltage/Current (Vo/Io)	Isolation (VDC)	Eff(%) (min./typ.)
IF0503S-1WR3	1W	4.75-5.25 (5VDC)	3.3V/250mA	3000	63/67
IF0505S-1WR3	1W		5V/200mA		66/70
IF0509S-1WR3	1W		9V/111mA		67/71
IF0512S-1WR3	1W		12V/84mA		68/72
IF0515S-1WR3	1W		15V/67mA		69/73
IF0524S-1WR3	1W	11.4-12.6 (12VDC)	24V/41mA	3000	69/73
IF1205S-1WR3	1W		5V/200mA		69/73
IF1209S-1WR3	1W		9V/111mA		69/73
IF1212S-1WR3	1W		12V/83mA		69/73
IF1215S-1WR3	1W	14.25-15.75 (15VDC)	15V/67mA	3000	71/75
IF1505S-1WR3	1W		5V/200mA		69/73
IF1515S-1WR3	1W		15V/67mA		71/75
IF2403S-1WR3	1W	22.8-25.2 (24VDC)	3.3V/250mA	3000	65/71
IF2405S-1WR3	1W		5V/200mA		67/73
IF2409S-1WR3	1W		9V/111mA		67/73
IF2412S-1WR3	1W		12V/83mA		67/73
IF2415S-1WR3	1W		15V/67mA		67/73

IE_KS-1WR3

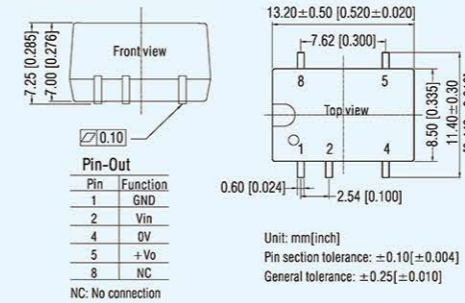
RoHS CE UK CB

Selection Guide **SIP**

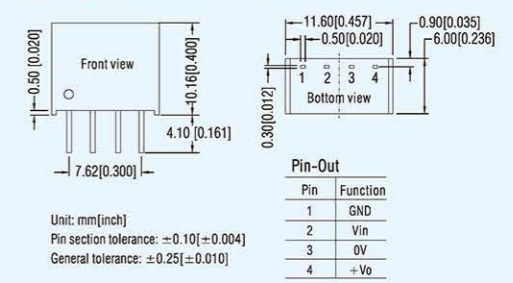
Part No.	Power	Input Voltage (VDC)	Output Voltage/Current (Vo/Io)	Isolation (VDC)	Eff(%) (min./typ.)
IE0505KS-1WR3	1W	4.75-5.25 (5VDC)	± 5V / ± 100mA	3000	64/68
IE0509KS-1WR3	1W		± 9V / ± 56mA		65/69
IE0512KS-1WR3	1W		± 12V / ± 42mA		66/70
IE0515KS-1WR3	1W		± 15V / ± 33mA		66/70
IE2405KS-1WR3	1W		22.8-25.2 (24VDC)		± 5V / ± 100mA
IE2409KS-1WR3	1W	± 9V / ± 56mA		64/70	
IE2412KS-1WR3	1W	± 12V / ± 42mA		64/70	
IE2415KS-1WR3	1W	± 15V / ± 33mA		64/70	

Package Dimension

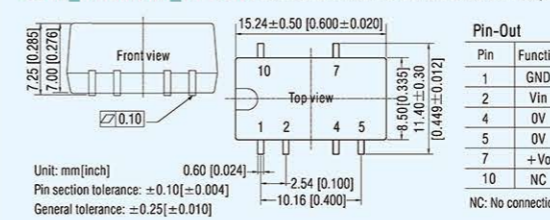
1 IB_XT-W75R3 Series: LxWxH: 13.20 x 11.40 x 7.25(mm)



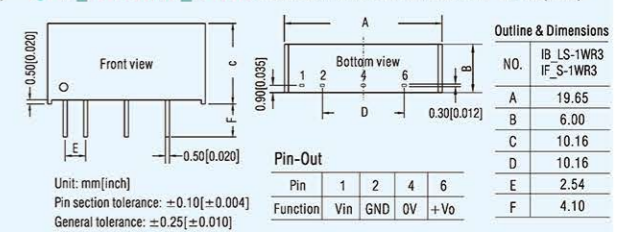
2 IB_S-W75R3 Series: LxWxH: 11.60 x 6.00 x 10.16(mm)



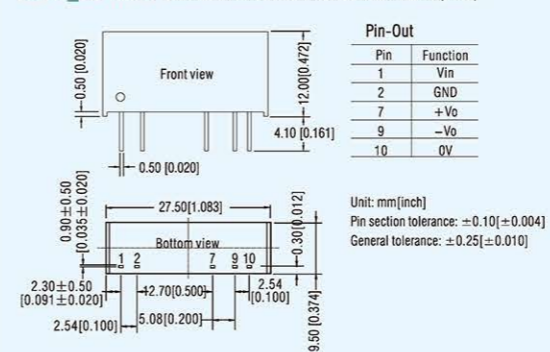
3 IB_XT-1WR3/IF_XT-1WR3 Series: LxWxH: 15.24 x 11.40 x 7.25(mm)



4 IB_LS-1WR3/IF_S-1WR3 Series: LxWxH: 19.65 x 6.00 x 10.16(mm)



5 IE_KS-1WR3 Series: LxWxH: 27.50 x 9.50 x 12.00(mm)



2:1 Wide Input Open-frame (Telecom Application) VC Series (3-100W)

Features:

- Isolation voltage: 1500VDC
- Operating temperature range: -40°C to +85°C / -40°C to +100°C
- Efficiency up to 92%
- Widely used in communication, medical, industrial control, electric power, instrumentation applications
- Input under-voltage protection, output short-circuit, over-current protections
- EN62368 approved



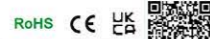
VCB_SO-3WR3



Selection Guide

Part No.	Power	Input Voltage (VDC)	Output Voltage/Current (Vo/Io)	Isolation (VDC)	Eff(%) (min./typ.)
VCB4805S0-3WR3	3W		5V/600mA		78/80
VCB4812S0-3WR3	3W	36-75	12V/250mA	1500	79/81
VCB4815S0-3WR3	3W	(48VDC)	15V/200mA		80/82
VCB4824S0-3WR3	3W		24V/125mA		80/82

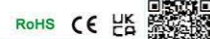
VCB_SBO-10WR3



Selection Guide

Part No.	Power	Input Voltage (VDC)	Output Voltage/Current (Vo/Io)	Isolation (VDC)	Eff(%) (min./typ.)
VCB4805SBO-10WR3	10W		5V/2000mA		81/83
VCB4812SBO-10WR3	10W	36-75	12V/833mA	1500	85/87
VCB4815SBO-10WR3	10W	(48VDC)	15V/667mA		86/88
VCB4824SBO-10WR3	10W		24V/417mA		86/88

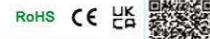
VCB_SBO-30WR3



Selection Guide

Part No.	Power	Input Voltage (VDC)	Output Voltage/Current (Vo/Io)	Isolation (VDC)	Eff(%) (min./typ.)
VCB4805SBO-30WR3	30W		5V/6000mA		88/90
VCB4812SBO-30WR3	30W		12V/2500mA		88/90
VCB4815SBO-30WR3	30W	36-75	15V/2000mA	1500	88/90
VCB4824SBO-30WR3	30W	(48VDC)	24V/1250mA		88/90
VCB4828SBO-30WR3	30W		28V/1072mA		88/90

VCB_SBO-75W(F)R3(-N)



Selection Guide

Part No.	Power	Input Voltage (VDC)	Output Voltage/Current (Vo/Io)	Isolation (VDC)	Eff(%) (min./typ.)
VCB4805SBO-75W(F)R3(-N)	75W		5V/15000mA		90/92
VCB4812SBO-75W(F)R3(-N)	75W	36-75	12V/6250mA	1500	90/92
VCB4828SBO-75W(F)R3(-N)	75W	(48VDC)	28V/2678mA		88/90

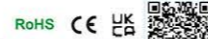
VCB_SO-6WR3



Selection Guide

Part No.	Power	Input Voltage (VDC)	Output Voltage/Current (Vo/Io)	Isolation (VDC)	Eff(%) (min./typ.)
VCB4805S0-6WR3	6W		5V/1200mA		79/81
VCB4812S0-6WR3	6W	36-75	12V/500mA	1500	81/83
VCB4815S0-6WR3	6W	(48VDC)	15V/400mA		82/84
VCB4824S0-6WR3	6W		24V/250mA		83/85

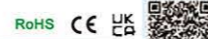
VCB_SBO-20WR3



Selection Guide

Part No.	Power	Input Voltage (VDC)	Output Voltage/Current (Vo/Io)	Isolation (VDC)	Eff(%) (min./typ.)
VCB4803SBO-20WR3	20W		3.3V/5000mA		84/86
VCB4805SBO-20WR3	20W		5V/4000mA		86/88
VCB4812SBO-20WR3	20W		12V/1667mA		87/89
VCB4815SBO-20WR3	20W	36-75	15V/1333mA	1500	87/89
VCB4824SBO-20WR3	20W	(48VDC)	24V/833mA		88/90
VCB4828SBO-20WR3	20W		28V/714mA		88/90

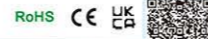
VCB_SBO-50WR3(-N)



Selection Guide

Part No.	Power	Input Voltage (VDC)	Output Voltage/Current (Vo/Io)	Isolation (VDC)	Eff(%) (min./typ.)
VCB4805SBO-50WR3	50W		5V/10000mA		88
VCB4805SBO-50WR3(-N)	50W		5V/10000mA		88
VCB4812SBO-50WR3	50W	36-75	12V/4170mA	1500	90
VCB4812SBO-50WR3(-N)	50W	(48VDC)	12V/4170mA		90

VCB_SBO-100W(F)R3(-N)

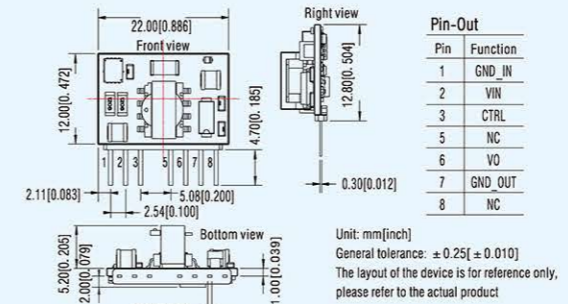


Selection Guide

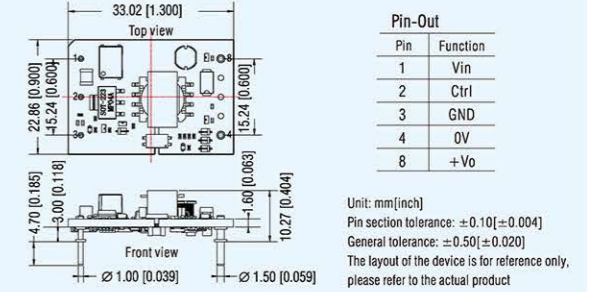
Part No.	Power	Input Voltage (VDC)	Output Voltage/Current (Vo/Io)	Isolation (VDC)	Eff(%) (min./typ.)
VCB4805SBO-100W(F)R3(-N)	100W		5V/20000mA		90/92
VCB4812SBO-100W(F)R3(-N)	100W	36-75	12V/8333mA	1500	90/92
VCB4828SBO-100W(F)R3(-N)	100W	(48VDC)	28V/3571mA		88/90

Package Dimension

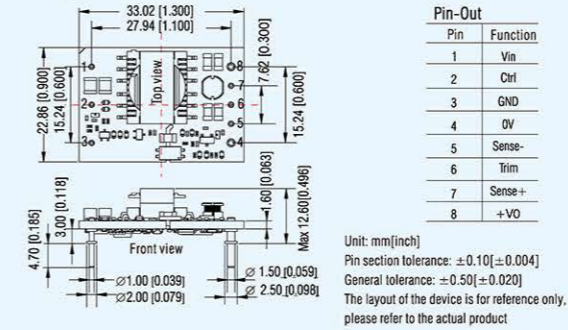
1 VCB_SO-3WR3/VCB_SO-6WR3 Series: LxWxH: 22.00 x 12.80 x 9.50(mm)



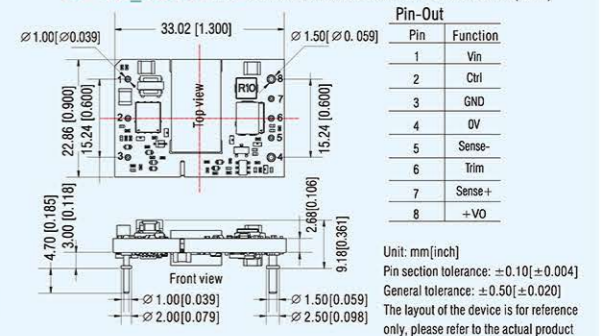
2 VCB_SBO-10WR3 Series: LxWxH: 33.02 x 22.86 x 11.40(mm)



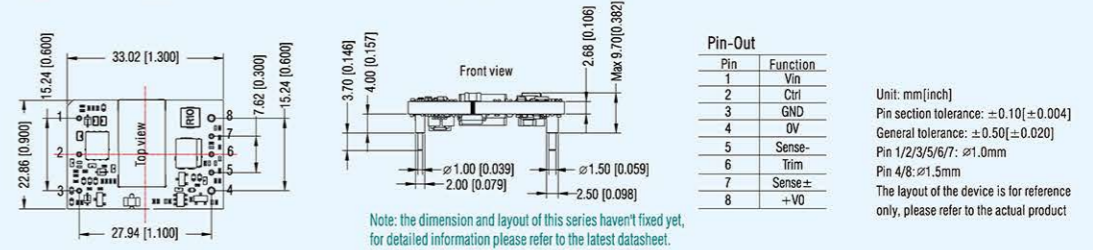
3 VCB_SBO-20WR3 Series: LxWxH: 33.02 x 22.86 x 12.60(mm)



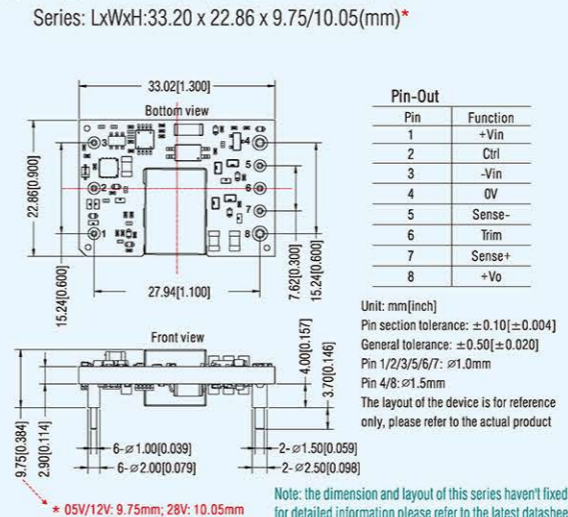
4 VCB_SBO-30WR3 Series: LxWxH: 33.02 x 22.86 x 9.18(mm)



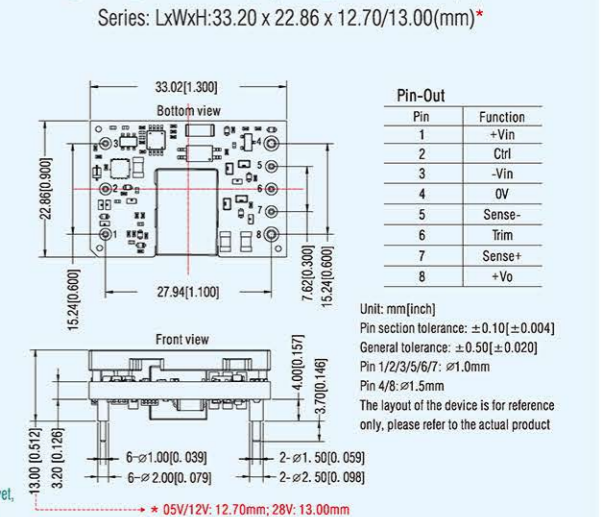
5 VCB_SBO-50WR3(-N) Series: LxWxH: 33.02 x 22.86 x 9.70(mm)



6 VCB_SBO-75WR3(-N), VCB_SBO-100WR3(-N) Series: LxWxH: 33.20 x 22.86 x 9.75/10.05(mm)*



7 VCB_SBO-75WFR3(-N), VCB_SBO-100WFR3(-N) Series: LxWxH: 33.20 x 22.86 x 12.70/13.00(mm)*



2:1 Wide Input Open-frame (Telecom Application) VC Series (100-400W)

Features:

- Isolation voltage: 1500VDC
- Operating temperature range: -40°C to +85°C / -40°C to +100°C
- Efficiency up to 92%
- Widely used in communication, medical, industrial control, electric power, instrumentation applications
- Input under-voltage protection, output short-circuit, over-current protections
- EN62368 approved

VCB_EBO-100W(F)R3(-N)



Selection Guide (Pending)					
Part No.	Power	Input Voltage (VDC)	Output Voltage/Current (Vo/Io)	Isolation (VDC)	Eff(%) (min./typ.)
VCB4805EBO-100W(F)R3(-N)	100W	36-75 (48VDC)	5V/20A	1500	90/92
VCB4812EBO-100W(F)R3(-N)	100W		12V/8.3A		91/93
VCB4815EBO-100W(F)R3(-N)	100W		15V/6.67A		91/93
VCB4824EBO-100W(F)R3(-N)	100W		24V/4.17A		90/92
VCB4828EBO-100W(F)R3(-N)	100W		28V/3.57A		90/92

VCB_QBO-200WR3



Selection Guide (Pending)					
Part No.	Power	Input Voltage (VDC)	Output Voltage/Current (Vo/Io)	Isolation (VDC)	Eff(%) (min./typ.)
VCB4805QBO-200WR3	200W	36-75 (48VDC)	5V/36A	1500	89/91
VCB4812QBO-200WR3	200W		12V/16.67A		91/93
VCB4815QBO-200WR3	200W		15V/13.33A		91/93
VCB4824QBO-200WR3	200W		24V/8.33A		90/92
VCB4828QBO-200WR3	200W		28V/7.14A		90/92

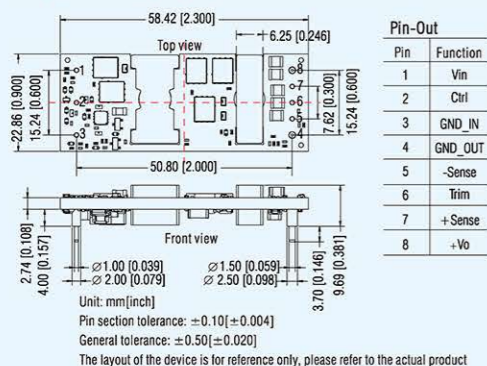
VCF_QBO-400W(F/H)R3



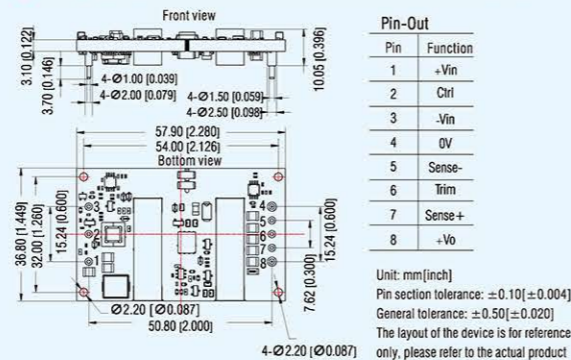
Selection Guide (Pending)					
Part No.	Power	Input Voltage (VDC)	Output Voltage/Current (Vo/Io)	Isolation (VDC)	Eff(%) (min./typ.)
VCF4812QBO-400W(F/H)R3	400W	36-75 (48VDC)	12V/33A	2250	93/95
VCF4815QBO-400W(F/H)R3	400W		15V/26.5A		93/95
VCF4824QBO-400W(F/H)R3	400W		24V/16.5mA		93/95
VCF4828QBO-400W(F/H)R3	400W		28V/14.2mA		93/95

Package Dimension

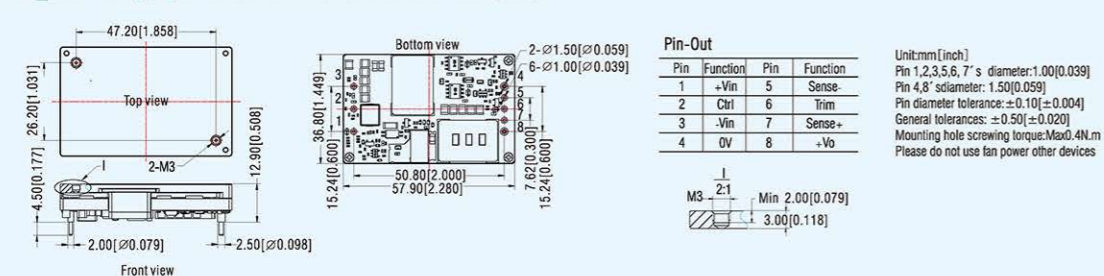
1 VCB_EBO-100W(F)R3(-N) Series: LxWxH: 58.42 x 22.86 x 9.69(mm)



2 VCB_QBO-200WR3 Series: LxWxH: 57.9 x 36.80 x 10.05(mm)



3 VCF_QBO-400W(F/H)R3 Series: LxWxH: 57.90 x 36.80 x 12.90 (mm)



2:1 Wide Input SIP package - WR Series (1W)

Features:

- Suitable for communication, instrumentation, industrial electronics applications
- Operating temperature range: -40°C to +85°C
- Continuous output short-circuit protection (self-recovery)
- Remote ON/OFF
- Low ripple & noise
- EN62368 approved

WRA_S-1WR2



Selection Guide					
Part No.	Power	Input Voltage (VDC)	Output Voltage/Current (Vo/Io)	Isolation (VDC)	Eff(%) (min./typ.)
WRA0505S-1WR2	1W	4.5-9 (5VDC)	$\pm 5V/\pm 100mA$	1500	71/73
WRA0512S-1WR2	1W		$\pm 12V/\pm 42mA$		74/76
WRA0515S-1WR2	1W		$\pm 15V/\pm 33mA$		73/75
WRA1205S-1WR2	1W	9-18 (12VDC)	$\pm 5V/\pm 100mA$	1500	76/78
WRA1212S-1WR2	1W		$\pm 12V/\pm 42mA$		79/81
WRA1215S-1WR2	1W		$\pm 15V/\pm 33mA$		76/78
WRA2405S-1WR2	1W	18-36 (24VDC)	$\pm 5V/\pm 100mA$	1500	77/79
WRA2409S-1WR2	1W		$\pm 9V/\pm 56mA$		77/79
WRA2412S-1WR2	1W		$\pm 12V/\pm 42mA$		77/79
WRA2415S-1WR2	1W		$\pm 15V/\pm 33mA$		77/79
WRA4805S-1WR2	1W	36-75 (48VDC)	$\pm 5V/\pm 100mA$	1500	74/76
WRA4812S-1WR2	1W		$\pm 12V/\pm 42mA$		76/78
WRA4815S-1WR2	1W		$\pm 15V/\pm 33mA$		78/80

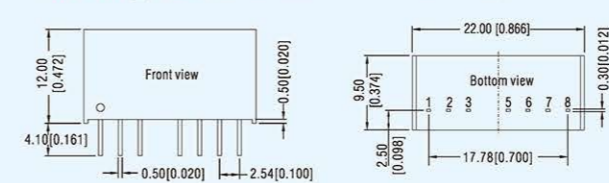
WRB_S-1WR2




Selection Guide					
Part No.	Power	Input Voltage (VDC)	Output Voltage/Current (Vo/Io)	Isolation (VDC)	Eff(%) (min./typ.)
WRB0503S-1WR2	1W	4.5-9 (5VDC)	3.3V/303mA	1500	69/71
WRB0505S-1WR2	1W		5V/200mA		70/72
WRB0512S-1WR2	1W		12V/83mA		74/76
WRB0515S-1WR2	1W		15V/67mA		73/75
WRB0524S-1WR2	1W		24V/42mA		71/73
WRB1203S-1WR2	1W	9-18 (12VDC)	3.3V/303mA	1500	73/75
WRB1205S-1WR2	1W		5V/200mA		75/77
WRB1209S-1WR2	1W		9V/111mA		77/79
WRB1212S-1WR2	1W		12V/83mA		77/79
WRB1215S-1WR2	1W		15V/67mA		78/80
WRB1224S-1WR2	1W	24V/42mA	74/76		
WRB2403S-1WR2	1W	18-36 (24VDC)	3.3V/303mA	1500	73/75
WRB2405S-1WR2	1W		5V/200mA		75/77
WRB2412S-1WR2	1W		12V/83mA		76/78
WRB2415S-1WR2	1W		15V/67mA		76/78
WRB2424S-1WR2	1W		24V/42mA		75/77
WRB4803S-1WR2	1W	36-75 (48VDC)	3.3V/303mA	1500	73/75
WRB4805S-1WR2	1W		5V/200mA		74/76
WRB4812S-1WR2	1W		12V/83mA		78/80
WRB4815S-1WR2	1W	15V/67mA	77/79		

Package Dimension

WRA/B/E/F_S-1WR2 Series: LxWxH: 22.00 x 9.50 x 12.00(mm)



WRE_S-1WR2



Selection Guide					
Part No.	Power	Input Voltage (VDC)	Output Voltage/Current (Vo/Io)	Isolation (VDC)	Eff(%) (min./typ.)
WRE0505S-1WR2	1W	4.5-9 (5VDC)	$\pm 5V/\pm 100mA$	3000	71/73
WRE0512S-1WR2	1W		$\pm 12V/\pm 42mA$		74/76
WRE0515S-1WR2	1W		$\pm 15V/\pm 33mA$		73/75
WRE1205S-1WR2	1W	9-18 (12VDC)	$\pm 5V/\pm 100mA$	3000	76/78
WRE1212S-1WR2	1W		$\pm 12V/\pm 42mA$		79/81
WRE1215S-1WR2	1W		$\pm 15V/\pm 33mA$		76/78
WRE2405S-1WR2	1W	18-36 (24VDC)	$\pm 5V/\pm 100mA$	3000	77/79
WRE2412S-1WR2	1W		$\pm 12V/\pm 42mA$		77/79
WRE2415S-1WR2	1W		$\pm 15V/\pm 33mA$		77/79
WRE4805S-1WR2	1W	36-75 (48VDC)	$\pm 5V/\pm 100mA$	3000	74/76
WRE4812S-1WR2	1W		$\pm 12V/\pm 42mA$		76/78
WRE4815S-1WR2	1W		$\pm 15V/\pm 33mA$		78/80

WRF_S-1WR2



Selection Guide					
Part No.	Power	Input Voltage (VDC)	Output Voltage/Current (Vo/Io)	Isolation (VDC)	Eff(%) (min./typ.)
WRF0503S-1WR2	1W	4.5-9 (5VDC)	3.3V/303mA	3000	69/71
WRF0505S-1WR2	1W		5V/200mA		70/72
WRF0512S-1WR2	1W		12V/83mA		74/76
WRF0515S-1WR2	1W		15V/67mA		73/75
WRF1203S-1WR2	1W		9-18 (12VDC)		3.3V/303mA
WRF1205S-1WR2	1W	5V/200mA		75/77	
WRF1209S-1WR2	1W	9V/111mA		77/79	
WRF1212S-1WR2	1W	12V/83mA		77/79	
WRF1215S-1WR2	1W	15V/67mA		78/80	
WRF2403S-1WR2	1W	18-36 (24VDC)	3.3V/303mA	3000	73/75
WRF2405S-1WR2	1W		5V/200mA		75/77
WRF2412S-1WR2	1W		12V/83mA		76/78
WRF2415S-1WR2	1W		15V/67mA		76/78
WRF2424S-1WR2	1W		24V/42mA		75/77
WRF4803S-1WR2	1W	36-75 (48VDC)	3.3V/303mA	3000	73/75
WRF4805S-1WR2	1W		5V/200mA		74/76
WRF4812S-1WR2	1W		12V/83mA		78/80
WRF4815S-1WR2	1W	15V/67mA	77/79		

2:1 Wide Input

SIP package - WR Series (3W)

WRA_S-3WR2



Selection Guide

Part No.	Power	Input Voltage (VDC)	Output Voltage/Current (Vo/Io)	Isolation (VDC)	Eff.(%) (min./typ.)
WRA0505S-3WR2	3W	4.5-9 (5VDC)	±5V/±250mA	1500	72/74
WRA0512S-3WR2	3W		±12V/±104mA		75/77
WRA0515S-3WR2	3W		±15V/±83mA		75/77
WRA0524S-3WR2	3W		±24V/±52mA		74/76
WRA1205S-3WR2	3W	9-18 (12VDC)	±5V/±300mA	1500	76/78
WRA1209S-3WR2	3W		±9V/±167mA		76/78
WRA1212S-3WR2	3W		±12V/±125mA		77/79
WRA1215S-3WR2	3W		±15V/±100mA		78/80
WRA2405S-3WR2	3W	18-36 (24VDC)	±5V/±300mA	1500	77/79
WRA2409S-3WR2	3W		±9V/±167mA		79/81
WRA2412S-3WR2	3W		±12V/±125mA		81/83
WRA2415S-3WR2	3W		±15V/±100mA		81/83
WRA4805S-3WR2	3W	36-75 (48VDC)	±5V/±300mA	1500	77/79
WRA4812S-3WR2	3W		±12V/±125mA		80/82
WRA4815S-3WR2	3W		±15V/±100mA		80/82

WRB_S-3WR2

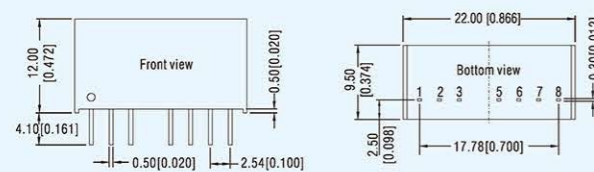


Selection Guide

Part No.	Power	Input Voltage (VDC)	Output Voltage/Current (Vo/Io)	Isolation (VDC)	Eff.(%) (min./typ.)
WRB0503S-3WR2	3W	4.5-9 (5VDC)	3.3V/758mA	1500	66/68
WRB0505S-3WR2	3W		5V/500mA		71/73
WRB0509S-3WR2	3W		9V/278mA		72/74
WRB0512S-3WR2	3W		12V/208mA		75/77
WRB0515S-3WR2	3W	9-18 (12VDC)	15V/167mA	1500	72/74
WRB0524S-3WR2	3W		24V/104mA		74/76
WRB1203S-3WR2	3W		3.3V/758mA		73/75
WRB1205S-3WR2	3W		5V/600mA		74/76
WRB1206S-3WR2	3W	18-36 (24VDC)	6V/500mA	1500	77/79
WRB1209S-3WR2	3W		9V/333mA		77/79
WRB1212S-3WR2	3W		12V/250mA		80/82
WRB1215S-3WR2	3W		15V/200mA		81/83
WRB1224S-3WR2	3W	36-75 (48VDC)	24V/125mA	1500	79/81
WRB2403S-3WR2	3W		3.3V/758mA		72/74
WRB2405S-3WR2	3W		5V/600mA		79/81
WRB2409S-3WR2	3W		9V/333mA		81/83
WRB2412S-3WR2	3W	18-36 (24VDC)	12V/250mA	1500	81/83
WRB2415S-3WR2	3W		15V/200mA		81/83
WRB2424S-3WR2	3W		24V/125mA		81/83
WRB4803S-3WR2	3W		36-75 (48VDC)		3.3V/758mA
WRB4805S-3WR2	3W	5V/600mA		74/76	
WRB4812S-3WR2	3W	12V/250mA		78/80	
WRB4815S-3WR2	3W		15V/200mA	1500	82/84
WRB4824S-3WR2	3W		24V/125mA		80/82

Package Dimension

WRA/B/E/F_S-3WR2 Series: LxWxH: 22.00 x 9.50 x 12.00 (mm)



Pin-Out

Pin	Single	Dual
1	GND	GND
2	Vin	Vin
3	Ctrl	Ctrl
5	NC	NC
6	+Vo	+Vo
7	OV	OV
8	CS	-Vo

NC: No connection

Unit: mm[inch]
 Pin section tolerance: ±0.10[±0.004]
 General tolerance: ±0.25[±0.010]

2:1 Wide Input

DIP package - WR Series (3W)

Features:

- Suitable for industrial control, electric power, instrumentation, communication applications
- Operating temperature range: -40°C to +85°C
- No-load power consumption as low as 0.11W
- Input under-voltage, output over-voltage, over-current, short-circuit protections
- Meet CISPR32/EN55032 CLASS A IEC/UL/EN62368 approved

WRA_ZP-3WR2



Selection Guide

Part No.	Power	Input Voltage (VDC)	Output Voltage/Current (Vo/Io)	Isolation (VDC)	Eff.(%) (min./typ.)
WRA0505ZP-3WR2	3W	4.5-9 (5VDC)	±5V/±300mA	1500	74/76
WRA0509ZP-3WR2	3W		±9V/±166mA		74/76
WRA0512ZP-3WR2	3W		±12V/±125mA		76/78
WRA0515ZP-3WR2	3W		±15V/±100mA		76/78
WRA1205ZP-3WR2	3W	9-18 (12VDC)	±5V/±300mA	1500	79/81
WRA1209ZP-3WR2	3W		±9V/±166mA		82/84
WRA1212ZP-3WR2	3W		±12V/±125mA		82/84
WRA1215ZP-3WR2	3W		±15V/±100mA		83/85
WRA2405ZP-3WR2	3W	18-36 (24VDC)	±5V/±300mA	1500	80/82
WRA2412ZP-3WR2	3W		±12V/±125mA		82/84
WRA2415ZP-3WR2	3W		±15V/±100mA		82/84
WRA4805ZP-3WR2	3W		36-75 (48VDC)		±5V/±300mA
WRA4812ZP-3WR2	3W	±12V/±125mA		82/84	
WRA4815ZP-3WR2	3W	±15V/±100mA		83/85	
WRA4824ZP-3WR2	3W		±24V/±63mA		82/84

WRE_P-3WR2

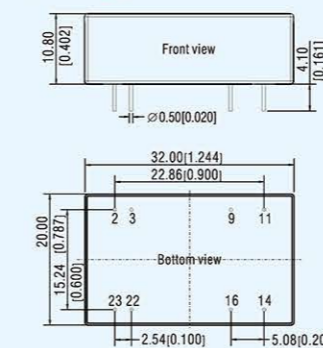


Selection Guide

Part No.	Power	Input Voltage (VDC)	Output Voltage/Current (Vo/Io)	Isolation (VDC)	Eff.(%) (min./typ.)
WRE0505P-3WR2	3W	4.5-9 (5VDC)	±5V/±300mA	3000	74/76
WRE0512P-3WR2	3W		±12V/±125mA		76/78
WRE0515P-3WR2	3W		±15V/±100mA		76/78
WRE1205P-3WR2	3W	9-18 (12VDC)	±5V/±300mA	3000	79/81
WRE1209P-3WR2	3W		±9V/±166mA		82/84
WRE1212P-3WR2	3W		±12V/±125mA		82/84
WRE1215P-3WR2	3W		±15V/±100mA		83/85
WRE2405P-3WR2	3W	18-36 (24VDC)	±5V/±300mA	3000	80/82
WRE2412P-3WR2	3W		±12V/±125mA		82/84
WRE2415P-3WR2	3W		±15V/±100mA		82/84
WRE4803P-3WR2	3W		36-75 (48VDC)		±3.3V/±909mA
WRE4805P-3WR2	3W	±5V/±300mA		80/82	
WRE4812P-3WR2	3W	±12V/±125mA		82/84	
WRE4815P-3WR2	3W		±15V/±100mA		83/85

Package Dimension

1 WRA/B_ZP-3WR2 Series: LxWxH: 32.00 x 20.00 x 10.80 (mm)



Pin-Out

Pin	Single	Dual
2,3	GND	GND
9	No Pin	OV
11	NC	-Vo
14	+Vo	+Vo
16	OV	OV
22,23	Vin	Vin

NC: No connection

Unit: mm[inch]
 Pin section tolerance: ±0.10[±0.004]
 General tolerance: ±0.50[±0.020]

WRB_ZP-3WR2



Selection Guide

Part No.	Power	Input Voltage (VDC)	Output Voltage/Current (Vo/Io)	Isolation (VDC)	Eff.(%) (min./typ.)
WRB0505ZP-3WR2	3W	4.5-9 (5VDC)	5V/600mA	1500	72/74
WRB0512ZP-3WR2	3W		12V/250mA		75/77
WRB0515ZP-3WR2	3W		15V/200mA		75/77
WRB1203ZP-3WR2	3W		3.3V/909mA		72/74
WRB1205ZP-3WR2	3W	9-18 (12VDC)	5V/600mA	1500	79/81
WRB1212ZP-3WR2	3W		12V/250mA		81/83
WRB1215ZP-3WR2	3W		15V/200mA		80/82
WRB1224ZP-3WR2	3W		24V/125mA		81/83
WRB2403ZP-3WR2	3W	18-36 (24VDC)	3.3V/909mA	1500	76/78
WRB2405ZP-3WR2	3W		5V/600mA		79/81
WRB2409ZP-3WR2	3W		9V/333mA		79/81
WRB2412ZP-3WR2	3W		12V/250mA		84/86
WRB2415ZP-3WR2	3W	36-75 (48VDC)	15V/200mA	1500	84/86
WRB2424ZP-3WR2	3W		24V/125mA		83/85
WRB4803ZP-3WR2	3W		3.3V/909mA		74/76
WRB4805ZP-3WR2	3W		5V/600mA		80/82
WRB4812ZP-3WR2	3W		12V/250mA	1500	84/86
WRB4815ZP-3WR2	3W		15V/200mA		84/86
WRB4824ZP-3WR2	3W		24V/125mA		82/84

Note: 1. Series with suffix 'ZP' are standard DIP24 packaged with aluminum alloy casing.
 2. If the application requires higher performance for EMC, our matching EMC auxiliary devices such as FC-AX3D, FC-B02D, FI-B03D and FT-BX1D are available. For more information, please contact our sales.

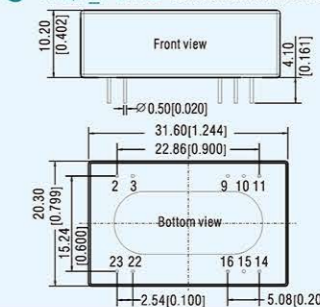
WRF_P-3WR2



Selection Guide

Part No.	Power	Input Voltage (VDC)	Output Voltage/Current (Vo/Io)	Isolation (VDC)	Eff.(%) (min./typ.)
WRF0505P-3WR2	3W	4.5-9 (5VDC)	5V/600mA	3000	72/74
WRF0512P-3WR2	3W		12V/250mA		75/77
WRF0515P-3WR2	3W		15V/200mA		75/77
WRF1203P-3WR2	3W	9-18 (12VDC)	3.3V/909mA	3000	72/74
WRF1205P-3WR2	3W		5V/600mA		79/81
WRF1212P-3WR2	3W		12V/250mA		81/83
WRF1215P-3WR2	3W		15V/200mA		80/82
WRF1224P-3WR2	3W	18-36 (24VDC)	24V/125mA	3000	81/83
WRF2403P-3WR2	3W		3.3V/909mA		76/78
WRF2405P-3WR2	3W		5V/600mA		79/81
WRF2412P-3WR2	3W		12V/250mA		84/86
WRF2415P-3WR2	3W	36-75 (48VDC)	15V/200mA	3000	84/86
WRF2424P-3WR2	3W		24V/125mA		83/85
WRF4803P-3WR2	3W		3.3V/909mA		74/76
WRF4805P-3WR2	3W		5V/600mA		80/82
WRF4812P-3WR2	3W		12V/250mA	3000	84/86
WRF4815P-3WR2	3W		15V/200mA		84/86

2 WRE/F_P-3WR2 Series: LxWxH: 31.60 x 20.30 x 10.20 (mm)



Pin-Out

Pin	Single	Dual
2,3	GND	GND
9	NC	OV
10,15	NC	NC
11	NC	-Vo
14	+Vo	+Vo
16	OV	OV
22,23	Vin	Vin

NC: No connection

Unit: mm[inch]
 Pin section tolerance: ±0.10[±0.004]
 General tolerance: ±0.50[±0.020]

2:1 Wide Input SIP package - VR Series (6-10W)

Features:

- Suitable for industrial control, electric power, instrumentation, communication applications
- Operating temperature range: -40°C to +85°C / -40°C to +105°C
- No-load power consumption as low as 0.11W
- Input under-voltage, output over-voltage, over-current, short-circuit protections
- Meet CISPR32/EN55032 CLASS A
- IEC/UL/EN62368 approved




VRB_S-6WR3



Selection Guide					
Part No.	Power	Input Voltage (VDC)	Output Voltage/Current (Vo/Io)	Isolation (VDC)	Eff.(%) (min./typ.)
VRB1203S-6WR3	6W	9-18 (12VDC)	3.3V/1350mA	1600	74/76
VRB1205S-6WR3	6W		5V/±1200mA		78/80
VRB1209S-6WR3	6W		9V/±667mA		80/82
VRB1212S-6WR3	6W		12V/±500mA		82/84
VRB1215S-6WR3	6W		15V/±400mA		82/84
VRB1224S-6WR3	6W	24V/±250mA	82/84		
VRB2403S-6WR3	6W	18-36 (24VDC)	3.3V/1350mA	1600	76/78
VRB2405S-6WR3	6W		5V/±1200mA		80/82
VRB2409S-6WR3	6W		9V/±667mA		82/84
VRB2412S-6WR3	6W		12V/±500mA		84/86
VRB2415S-6WR3	6W		15V/±400mA		85/87
VRB2424S-6WR3	6W	24V/±250mA	83/85		

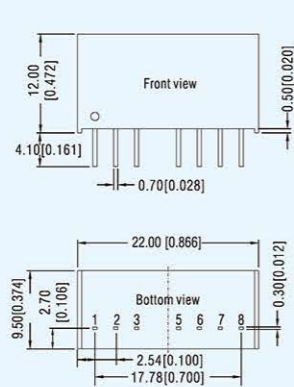
VRB_S-10WR3



Selection Guide					
Part No.	Power	Input Voltage (VDC)	Output Voltage/Current (Vo/Io)	Isolation (VDC)	Eff.(%) (min./typ.)
VRB1203S-10WR3	10W	9-18 (12VDC)	3.3V/2400mA	1500	81/83
VRB1205S-10WR3	10W		5V/2000mA		84/86
VRB1209S-10WR3	10W		9V/1111mA		84/86
VRB1212S-10WR3	10W		12V/833mA		84/86
VRB1215S-10WR3	10W		15V/667mA		84/86
VRB1224S-10WR3	10W	24V/417mA	84/86		
VRB2403S-10WR3	10W	18-36 (24VDC)	3.3V/2400mA	1500	83/85
VRB2405S-10WR3	10W		5V/2000mA		86/88
VRB2409S-10WR3	10W		9V/1111mA		86/88
VRB2412S-10WR3	10W		12V/833mA		86/88
VRB2415S-10WR3	10W		15V/667mA		86/88
VRB2424S-10WR3	10W	24V/417mA	86/88		

Package Dimension

VRB_S-6WR3, VRB_S-10WR3 Series: LxWxH: 22.00 x 9.50 x 12.00(mm)



Pin-Out

Pin	Function
1	GND
2	Vin
3	Ctrl
5	NC
6	+Vo
7	OV
8	NC

NC: No connection

Unit: mm[inch]
Pin section tolerance: ±0.10[±0.004]
General tolerance: ±0.50[±0.020]

2:1 Wide Input DIP package - VR Series (6W)

Features:

- Suitable for industrial control, electric power, instrumentation, communication applications
- Operating temperature range: -40°C to +85°C
- No-load power consumption as low as 0.09W
- Input under-voltage, output over-voltage, over-current, short-circuit protections
- Meet CISPR32/EN55032 CLASS A
- IEC/UL/EN62368 approved

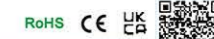


VRA_ZP-6WR3



Selection Guide					
Part No.	Power	Input Voltage (VDC)	Output Voltage/Current (Vo/Io)	Isolation (VDC)	Eff.(%) (min./typ.)
VRA0505ZP-6WR3	6W	4.5-9 (5VDC)	±5V/±600mA	1500	76/78
VRA0512ZP-6WR3	6W		±12V/±250mA		82/84
VRA0515ZP-6WR3	6W		±15V/±200mA		82/84
VRA0524ZP-6WR3	6W		±24V/±125mA		82/84
VRA1205ZP-6WR3	6W	9-18 (12VDC)	±5V/±600mA	1500	78/80
VRA1212ZP-6WR3	6W		±12V/±250mA		82/84
VRA1215ZP-6WR3	6W		±15V/±200mA		83/85
VRA1224ZP-6WR3	6W		±24V/±125mA		82/84
VRA2405ZP-6WR3	6W	18-36 (24VDC)	±5V/±600mA	1500	81/83
VRA2412ZP-6WR3	6W		±12V/±250mA		84/86
VRA2415ZP-6WR3	6W		±15V/±200mA		85/87
VRA2424ZP-6WR3	6W		±24V/±125mA		83/85
VRA4805ZP-6WR3	6W	36-75 (48VDC)	±5V/±600mA	1500	81/83
VRA4812ZP-6WR3	6W		±12V/±250mA		85/87
VRA4815ZP-6WR3	6W		±15V/±200mA		83/85
VRA4824ZP-6WR3	6W		±24V/±125mA		83/85

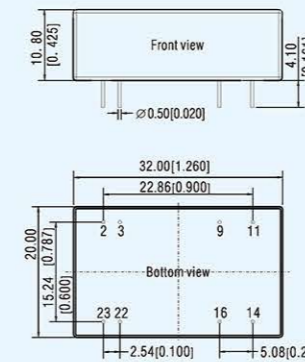
VRB_ZP-6WR3



Selection Guide					
Part No.	Power	Input Voltage (VDC)	Output Voltage/Current (Vo/Io)	Isolation (VDC)	Eff.(%) (min./typ.)
VRB0505ZP-6WR3	6W	4.5-9 (5VDC)	5V/1200mA	1500	76/78
VRB0512ZP-6WR3	6W		12V/500mA		82/84
VRB0515ZP-6WR3	6W		15V/400mA		82/84
VRB0524ZP-6WR3	6W		24V/250mA		82/84
VRB1203ZP-6WR3	6W	9-18 (12VDC)	3.3V/1500mA	1500	73/75
VRB1205ZP-6WR3	6W		5V/1200mA		78/80
VRB1212ZP-6WR3	6W		12V/500mA		82/84
VRB1215ZP-6WR3	6W		15V/400mA		83/85
VRB1224ZP-6WR3	6W	24V/250mA	83/85		
VRB2403ZP-6WR3	6W	18-36 (24VDC)	3.3V/1500mA	1500	76/78
VRB2405ZP-6WR3	6W		5V/1200mA		80/82
VRB2412ZP-6WR3	6W		12V/500mA		83/85
VRB2415ZP-6WR3	6W		15V/400mA		84/86
VRB2424ZP-6WR3	6W	24V/250mA	84/86		
VRB4803ZP-6WR3	6W	36-75 (48VDC)	3.3V/1500mA	1500	77/79
VRB4805ZP-6WR3	6W		5V/1200mA		81/83
VRB4812ZP-6WR3	6W		12V/500mA		85/87
VRB4815ZP-6WR3	6W		15V/400mA		86/88
VRB4824ZP-6WR3	6W	24V/250mA	85/87		

Package Dimension

VRA/B_ZP-6WR3 Series: LxWxH: 32.00 x 20.00 x 10.80(mm)



Pin-Out

Pin	Single	Dual
2,3	GND	GND
9	No Pin	OV
11	NC	-Vo
14	+Vo	+Vo
16	OV	OV
22,23	Vin	Vin

NC: No connection

Unit: mm[inch]
Pin section tolerance: ±0.10[±0.004]
General tolerance: ±0.50[±0.020]

2:1 Wide Input

DIP package - VR Series (6-10W)

Features:

- Suitable for industrial control, electric power, instrumentation, communication applications
- Operating temperature range: -40°C to +85°C
- No-load power consumption as low as 0.11W
- Input under-voltage, output over-voltage, over-current, short-circuit protections
- Meet CISPR32/EN55032 CLASS A
- IEC/UL/EN62368 approved



VRA_YMD-6WR3*

Selection Guide

Part No.	Power	Input Voltage (VDC)	Output Voltage/Current (Vo/Io)	Isolation (VDC)	Eff.(%) (min./typ.)
VRA1205YMD-6WR3	6W	9-18 (12VDC)	±5V/±600mA	1500	79/81
VRA1212YMD-6WR3	6W		±12V/±250mA		83/85
VRA1215YMD-6WR3	6W		±15V/±200mA		81/83
VRA2405YMD-6WR3	6W	18-36 (24VDC)	±5V/±600mA	1500	81/83
VRA2412YMD-6WR3	6W		±12V/±250mA		85/87
VRA2415YMD-6WR3	6W		±15V/±200mA		85/87

VRB_YMD-6WR3*

Selection Guide

Part No.	Power	Input Voltage (VDC)	Output Voltage/Current (Vo/Io)	Isolation (VDC)	Eff.(%) (min./typ.)
VRB1205YMD-6WR3	6W	9-18 (12VDC)	5V/1200mA	1500	79/81
VRB1212YMD-6WR3	6W		12V/500mA		83/85
VRB2403YMD-6WR3	6W		3.3V/1500mA	1500	75/77
VRB2405YMD-6WR3	6W		5V/1200mA		80/82
VRB2409YMD-6WR3	6W	18-36 (24VDC)	9V/667mA		83/85
VRB2412YMD-6WR3	6W		12V/500mA		83/85
VRB2415YMD-6WR3	6W		15V/400mA		84/86
VRB2424YMD-6WR3	6W		24V/250mA		83/85
VRB4803YMD-6WR3	6W		3.3V/1500mA	1500	77/79
VRB4805YMD-6WR3	6W		5V/1200mA		81/83
VRB4812YMD-6WR3	6W	36-75 (48VDC)	12V/500mA		85/87
VRB4815YMD-6WR3	6W		15V/400mA		86/88
VRB4824YMD-6WR3	6W		24V/250mA		86/88

Note: Products marked with *** feature no Ctrl function.

VRA_ZP-10WR3

Selection Guide

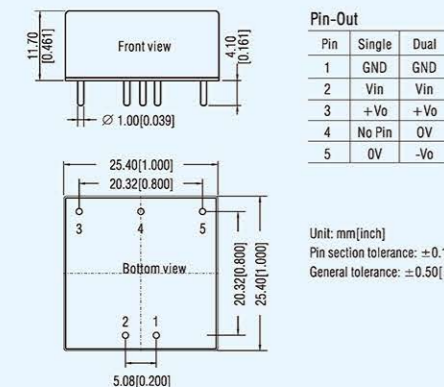
Part No.	Power	Input Voltage (VDC)	Output Voltage/Current (Vo/Io)	Isolation (VDC)	Eff.(%) (min./typ.)
VRA1205ZP-10WR3	10W		±5V/±1000mA	1500	81/83
VRA1212ZP-10WR3	10W	9-18 (12VDC)	±12V/±416mA		85/87
VRA1215ZP-10WR3	10W		±15V/±333mA		85/87
VRA2405ZP-10WR3	10W		±5V/±1000mA	1500	81/83
VRA2412ZP-10WR3	10W	18-36 (24VDC)	±12V/±416mA		85/87
VRA2415ZP-10WR3	10W		±15V/±333mA		85/87
VRA4805ZP-10WR3	10W		±5V/±1000mA	1500	81/83
VRA4812ZP-10WR3	10W	36-75 (48VDC)	±12V/±416mA		85/87
VRA4815ZP-10WR3	10W		±15V/±333mA		85/87

VRB_ZP-10WR3

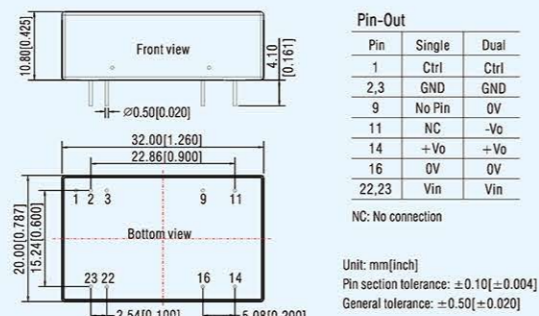
Selection Guide

Part No.	Power	Input Voltage (VDC)	Output Voltage/Current (Vo/Io)	Isolation (VDC)	Eff.(%) (min./typ.)
VRB1203ZP-10WR3	10W		3.3V/2400mA	1500	85/87
VRB1205ZP-10WR3	10W		5V/2000mA		85/87
VRB1212ZP-10WR3	10W	9-18 (12VDC)	12V/833mA		85/87
VRB1215ZP-10WR3	10W		15V/667mA		85/87
VRB1224ZP-10WR3	10W		24V/416mA		86/88
VRB2403ZP-10WR3	10W		3.3V/2400mA	1500	84/86
VRB2405ZP-10WR3	10W		5V/2000mA		86/88
VRB2412ZP-10WR3	10W	18-36 (24VDC)	12V/833mA		85/87
VRB2415ZP-10WR3	10W		15V/667mA		85/87
VRB2424ZP-10WR3	10W		24V/416mA		85/87
VRB4803ZP-10WR3	10W		3.3V/2400mA	1500	85/87
VRB4805ZP-10WR3	10W		5V/2000mA		86/88
VRB4812ZP-10WR3	10W	36-75 (48VDC)	12V/833mA		85/87
VRB4815ZP-10WR3	10W		15V/667mA		85/87
VRB4824ZP-10WR3	10W		24V/416mA		86/88

1 VRA/B_YMD-6WR3 Series: LxWxH: 25.40 x 25.40 x 11.70(mm)



2 VRA/B_ZP-10WR3 Series: LxWxH: 32.00 x 20.00 x 10.80(mm)



2:1 Wide Input

Compact size DIP package - VR Series (10-20W)

Features:

- Suitable for industrial control, electric power, instrumentation, communication applications
- Operating temperature range: -40°C to +85°C / -40°C to +105°C
- No-load power consumption as low as 0.12W
- Input under-voltage, output over-voltage, over-current, short-circuit protections
- Meet CISPR32/EN55032 CLASS A



VRA_YMD-10WR3

Selection Guide

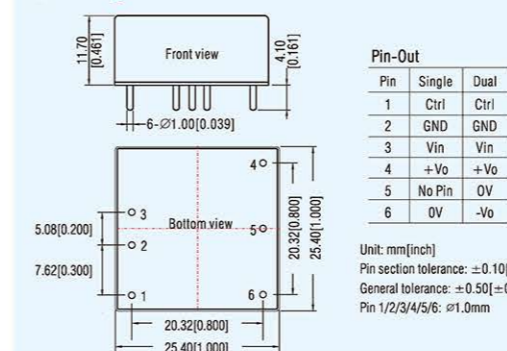
Part No.	Power	Input Voltage (VDC)	Output Voltage/Current (Vo/Io)	Isolation (VDC)	Eff.(%) (min./typ.)
VRA0505YMD-10WR3	10W		±5V/±1000mA	1500	76/78
VRA0512YMD-10WR3	10W	4.5-9 (5VDC)	±12V/±417mA		81/83
VRA0515YMD-10WR3	10W		±15V/±334mA		82/84
VRA0524YMD-10WR3	10W		±24V/±209mA		81/83

VRB_YMD-10WR3

Selection Guide

Part No.	Power	Input Voltage (VDC)	Output Voltage/Current (Vo/Io)	Isolation (VDC)	Eff.(%) (min./typ.)
VRB0503YMD-10WR3	10W		3.3V/2500mA	1500	82/84
VRB0505YMD-10WR3	10W		5V/2000mA		83/85
VRB0512YMD-10WR3	10W	4.5-9 (5VDC)	12V/834mA		81/83
VRB0515YMD-10WR3	10W		15V/667mA		82/84
VRB0524YMD-10WR3	10W		24V/417mA		81/83
VRB1205YMD-10WR3	10W	9-18 (12VDC)	5V/2000mA	1500	81/83
VRB2405YMD-10WR3	10W		5V/2000mA	1500	81/83
VRB2412YMD-10WR3	10W	18-36 (24VDC)	12V/833mA		85/87
VRB2415YMD-10WR3	10W		15V/667mA		86/88
VRB2424YMD-10WR3	10W		24V/416mA		86/88
VRB4803YMD-10WR3	10W		3.3V/2400mA	1500	77/79
VRB4805YMD-10WR3	10W		5V/2000mA		81/83
VRB4812YMD-10WR3*	10W	36-75 (48VDC)	12V/833mA		85/87
VRB4815YMD-10WR3*	10W		15V/667mA		85/87
VRB4824YMD-10WR3	10W		24V/416mA		86/88

1 VRA/B_YMD-10WR3 Series: LxWxH: 25.40 x 25.40 x 11.70(mm)



VRB_YMD-15WR3

Selection Guide

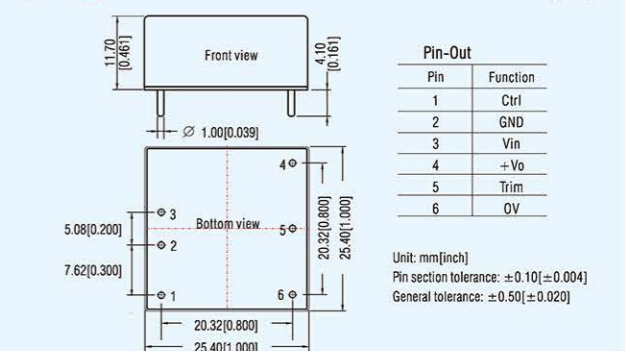
Part No.	Power	Input Voltage (VDC)	Output Voltage/Current (Vo/Io)	Isolation (VDC)	Eff.(%) (min./typ.)
VRB1203YMD-15WR3	15W		3.3V/4000mA	1500	86/88
VRB1205YMD-15WR3	15W		5V/3000mA		88/90
VRB1212YMD-15WR3	15W	9-18 (12VDC)	12V/1250mA		88/90
VRB1215YMD-15WR3	15W		15V/1000mA		89/91
VRB1224YMD-15WR3	15W		24V/625mA		89/91
VRB2403YMD-15WR3	15W		3.3V/4000mA	1500	86/88
VRB2405YMD-15WR3	15W		5V/3000mA		88/90
VRB2412YMD-15WR3	15W	18-36 (24VDC)	12V/1250mA		88/90
VRB2415YMD-15WR3	15W		15V/1000mA		89/91
VRB2424YMD-15WR3	15W		24V/625mA		89/91
VRB4803YMD-15WR3	15W		3.3V/4000mA	1500	86/88
VRB4805YMD-15WR3	15W		5V/3000mA		88/90
VRB4812YMD-15WR3	15W	36-75 (48VDC)	12V/1250mA		89/91
VRB4815YMD-15WR3	15W		15V/1000mA		89/91
VRB4824YMD-15WR3	15W		24V/625mA		89/91

VRB_YMD-20WR3

Selection Guide

Part No.	Power	Input Voltage (VDC)	Output Voltage/Current (Vo/Io)	Isolation (VDC)	Eff.(%) (min./typ.)
VRB1203YMD-20WR3	20W		3.3V/5000mA	1500	84/86
VRB1205YMD-20WR3	20W		5V/4000mA		87/89
VRB1212YMD-20WR3	20W	9-18 (12VDC)	12V/1667mA		87/89
VRB1215YMD-20WR3	20W		15V/1333mA		88/90
VRB1224YMD-20WR3	20W		24V/833mA		88/90
VRB2403YMD-20WR3	20W		3.3V/5000mA	1500	86/88
VRB2405YMD-20WR3	20W		5V/4000mA		88/90
VRB2412YMD-20WR3	20W	18-36 (24VDC)	12V/1667mA		88/90
VRB2415YMD-20WR3	20W		15V/1333mA		89/91
VRB2424YMD-20WR3	20W		24V/833mA		89/91
VRB4803YMD-20WR3	20W		3.3V/5000mA	1500	86/88
VRB4805YMD-20WR3	20W		5V/4000mA		88/90
VRB4812YMD-20WR3	20W	36-75 (48VDC)	12V/1667mA		89/91
VRB4815YMD-20WR3	20W		15V/1333mA		89/91
VRB4824YMD-20WR3	20W		24V/833mA		89/91

2 VRB_YMD-15WR3/20WR3 Series: LxWxH:25.40 x 25.40 x 11.70(mm)



This catalog displays the latest products. If products in the catalog are not able to meet your needs, please contact our sales.

This catalog is for reference only, not being the judgment basis for the use. For detailed datasheets please visit our website: www.mornsun-power.com.

2:1 Wide Input DIP package - VR Series (15-350W)

Features:

- Suitable for DCS, battery-powered device, communication, distributed power system, D/A hybrid system, RTU and industrial robot system applications
- Operating temperature range: -40°C to +85°C / -40°C to +105°C
- No-load power consumption as low as 0.12W
- Input under-voltage, output over-voltage, over-current, short-circuit protections
- IEC/UL/EN/60950, EN62368 approved



VRB_LD-15WR3



Selection Guide

Part No.	Power	Input Voltage (VDC)	Output Voltage/Current (Vo/Io)	Isolation (VDC)	Eff(%) (min./typ.)
VRB2405LD-15WR3	15W	18-36 (24VDC)	5V/3000mA	1500	87/89
VRB2412LD-15WR3	15W		12V/1250mA		87/89
VRB2415LD-15WR3	15W		15V/1000mA		87/89
VRB2424LD-15WR3	15W	36-75 (48VDC)	24V/625mA	1500	88/90
VRB4803LD-15WR3	15W		3.3V/4000mA		81/83
VRB4805LD-15WR3	15W	36-75 (48VDC)	5V/3000mA	1500	86/88
VRB4812LD-15WR3	15W		12V/1250mA		86/88
VRB4815LD-15WR3	15W		15V/1000mA		87/89
VRB4824LD-15WR3	15W		24V/625mA		87/89

VRB_LD-30WR3



Selection Guide

Part No.	Power	Input Voltage (VDC)	Output Voltage/Current (Vo/Io)	Isolation (VDC)	Eff(%) (min./typ.)
VRB2403LD-30WR3	30W	18-36 (24VDC)	3.3V/6000mA	1500	83/85
VRB2405LD-30WR3	30W		5V/6000mA		86/88
VRB2409LD-30WR3	30W		9V/3333mA		84/86
VRB2412LD-30WR3	30W	36-75 (48VDC)	12V/2500mA	1500	86/88
VRB2415LD-30WR3	30W		15V/2000mA		88/90
VRB2424LD-30WR3	30W	36-75 (48VDC)	24V/1250mA	1500	88/90
VRB4803LD-30WR3	30W		3.3V/6000mA		84/86
VRB4805LD-30WR3	30W		5V/6000mA		86/88
VRB4812LD-30WR3	30W		12V/2500mA		86/88
VRB4815LD-30WR3	30W		15V/2000mA		87/89
VRB4824LD-30WR3	30W		24V/1250mA		87/89

VRB_LD-50WR3



Selection Guide

Part No.	Power	Input Voltage (VDC)	Output Voltage/Current (Vo/Io)	Isolation (VDC)	Eff(%) (min./typ.)
VRB2403LD-50W(H)R3	50W	18-36 (24VDC)	3.3V/10000mA	1500	89/91
VRB2405LD-50W(H)R3	50W		5V/10000mA		89/91
VRB2412LD-50W(H)R3	50W		12V/4167mA		89/91
VRB2415LD-50W(H)R3	50W	36-75 (48VDC)	15V/3333mA	1500	89/91
VRB2424LD-50W(H)R3	50W		24V/2083mA		89/91
VRB4803LD-50W(H)R3	50W	36-75 (48VDC)	3.3V/10000mA	1500	89/91
VRB4805LD-50W(H)R3	50W		5V/10000mA		89/91
VRB4812LD-50W(H)R3	50W		12V/4167mA		90/92
VRB4815LD-50W(H)R3	50W		15V/3333mA		90/92
VRB4824LD-50W(H)R3	50W		24V/2083mA		90/92

VRA_LD-20WR3



Selection Guide

Part No.	Power	Input Voltage (VDC)	Output Voltage/Current (Vo/Io)	Isolation (VDC)	Eff(%) (min./typ.)
VRA1215LD-20WR3	20W	9-18 (12VDC)	$\pm 15V / \pm 667mA$	1500	85/87
VRA1224LD-20WR3	20W		$\pm 24V / \pm 417mA$		86/88
VRA2405LD-20WR3	20W	18-36 (24VDC)	$\pm 5V / \pm 2000mA$	1500	82/84
VRA2409LD-20WR3	20W		$\pm 9V / \pm 1111mA$		84/86
VRA2412LD-20WR3	20W		$\pm 12V / \pm 834mA$		84/86
VRA2415LD-20WR3	20W		$\pm 15V / \pm 667mA$		84/86
VRA2424LD-20WR3	20W	36-75 (48VDC)	$\pm 24V / \pm 417mA$	1500	84/86
VRA4805LD-20WR3	20W		$\pm 5V / \pm 2000mA$		84/86
VRA4812LD-20WR3	20W		$\pm 12V / \pm 834mA$		86/88
VRA4815LD-20WR3	20W		$\pm 15V / \pm 667mA$		87/89

VRB_LD-20WR3



Selection Guide

Part No.	Power	Input Voltage (VDC)	Output Voltage/Current (Vo/Io)	Isolation (VDC)	Eff(%) (min./typ.)
VRB121DLD-20WR3	20W	9-18 (12VDC)	110V/182mA	1500	86/88
VRB2403LD-20WR3	20W	18-36 (24VDC)	3.3V/5000mA	1500	84/86
VRB2405LD-20WR3	20W		5V/4000mA		88/90
VRB2409LD-20WR3	20W	36-75 (48VDC)	9V/2222mA	1500	85/87
VRB2412LD-20WR3	20W		12V/1667mA		85/87
VRB2415LD-20WR3	20W		15V/1333mA		86/88
VRB2424LD-20WR3	20W		24V/834mA		86/88
VRB4803LD-20WR3	20W	36-75 (48VDC)	3.3V/5000mA	1500	84/86
VRB4805LD-20WR3	20W		5V/4000mA		88/90
VRB4809LD-20WR3	20W		9V/2222mA		87/89
VRB4812LD-20WR3	20W		12V/1667mA		87/89
VRB4815LD-20WR3	20W		15V/1333mA		88/90
VRB4824LD-20WR3	20W		24V/834mA		88/90

VRB_LD-40WHR3

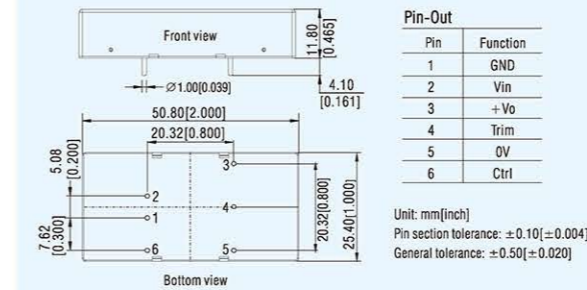


Selection Guide

Part No.	Power	Input Voltage (VDC)	Output Voltage/Current (Vo/Io)	Isolation (VDC)	Eff(%) (min./typ.)
VRB2405LD-40W(H)R3	40W	18-36 (24VDC)	5V/8000mA	1500	86/88
VRB2412LD-40W(H)R3	40W		12V/3333mA		88/90
VRB2415LD-40W(H)R3	40W		15V/2667mA		90/91
VRB2424LD-40W(H)R3	40W		24V/1667mA		90/91
VRB4812LD-40W(H)R3	40W	36-75 (48VDC)	12V/3333mA	1500	88/90
VRB4815LD-40W(H)R3	40W		15V/2667mA		90/91
VRB4824LD-40W(H)R3	40W		24V/1667mA		90/91

Package Dimension

- ① VRB_LD-15WR3 Series: LxWxH:50.80 x 25.40 x 11.80(mm)



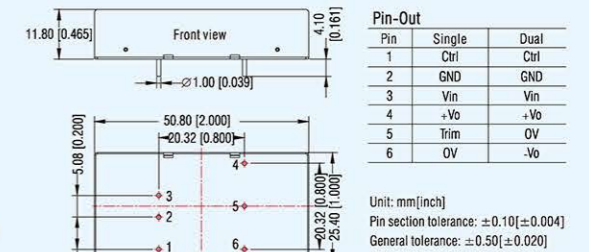
VRB_HB-350WR3



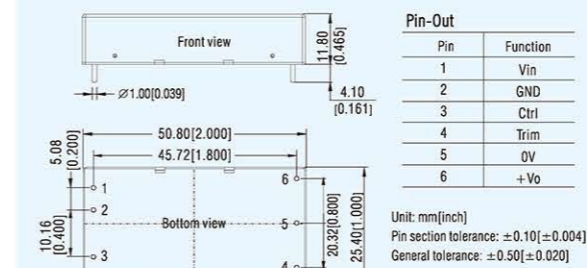
Selection Guide

Part No.	Power	Input Voltage (VDC)	Output Voltage/Current (Vo/Io)	Isolation (VDC)	Eff(%) (min./typ.)
VRB2412HB-350WR3	350W	20-36 (24VDC)	12V/24A	1500	83/86
VRB2424HB-350WR3	350W		24V/14.5A		85/87
VRB2428HB-350WR3	350W		28V/12.5A		87/89
VRB2432HB-350WR3	350W		32V/11A		87/89

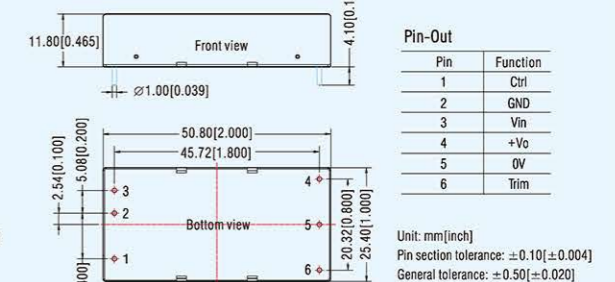
- ② VRA/B_LD-20WR3 Series: LxWxH:50.80 x 25.40 x 11.80(mm)



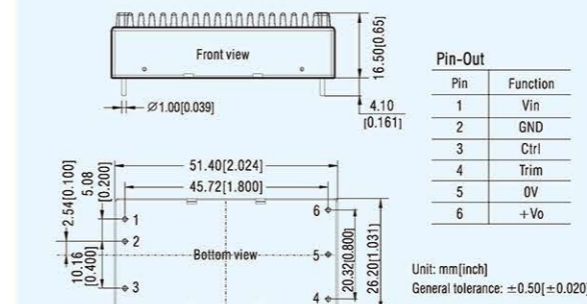
- ③ VRB_LD-30WR3 Series: LxWxH:50.80 x 25.40 x 11.80(mm)



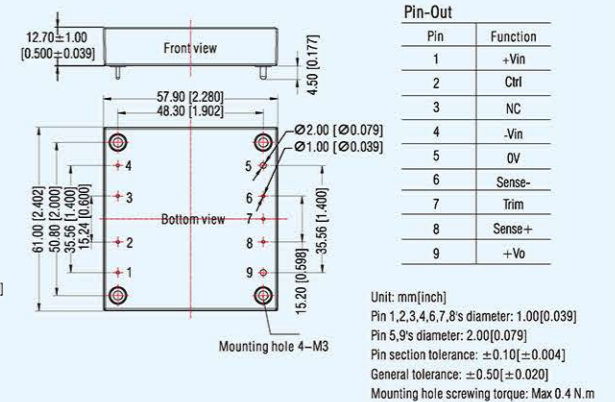
- ④ VRB_LD-50WR3 Series: LxWxH:50.80 x 25.40 x 11.80(mm)



- ⑤ VRB_LD-40WHR3 Series: LxWxH:51.40 x 26.20 x 16.50(mm)



- ⑥ VRB_HB-350WR3 Series: LxWxH: 61.0 x 57.90 x 12.70mm



4:1 Wide Input

SIP package - UR Series (3-6W)

Features:

- Widely used in communication, instrumentation, industrial electronic applications
- Operating temperature range: -40°C to +85°C / -40°C to +105°C
- No-load power consumption as low as 0.12W
- Input under-voltage, output short-circuit, over-current protections
- Remote ON/OFF
- Low ripple & noise
- EN62368 approved



URD_S-3WR3



Part No.	Power	Input Voltage (VDC)	Output voltage (Vo1/Vo2)	Output current (Io1/Io2)	Isolation (VDC)	Eff(%) (min./typ.)
URD480505S-3WR3	3W	18-75 (48VDC)	5/5(VDC)	300/300(mA)	3000	76/78
URD480512S-3WR3	3W		5/12(VDC)	300/125(mA)		76/78
URD480524S-3WR3	3W		5/24(VDC)	300/63(mA)		76/78

URA_S-6WR3



Part No.	Power	Input Voltage (VDC)	Output Voltage/Current (Vo/Io)	Isolation (VDC)	Eff(%) (min./typ.)
URA2405S-6WR3	6W	9-36 (24VDC)	± 5V/ ± 600mA	1500	78/80
URA2409S-6WR3	6W		± 9V/ ± 333mA		81/83
URA2412S-6WR3	6W		± 12V/ ± 250mA		81/83
URA2415S-6WR3	6W		± 15V/ ± 200mA		81/83
URA2424S-6WR3	6W		± 24V/ ± 125mA		80/82

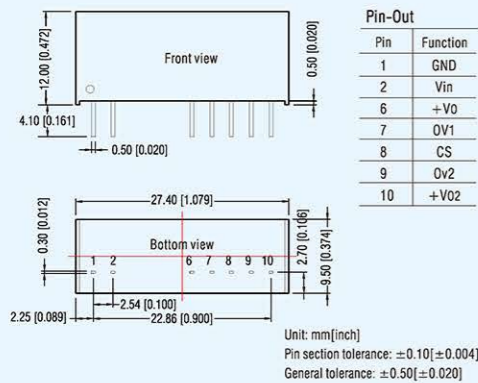
URB_S-6WR3



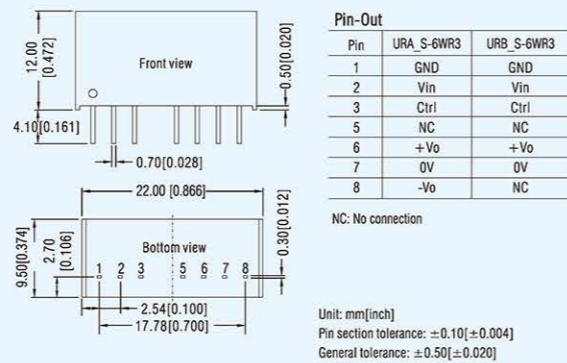
Part No.	Power	Input Voltage (VDC)	Output Voltage/Current (Vo/Io)	Isolation (VDC)	Eff(%) (min./typ.)
URB2403S-6WR3	6W	9-36 (24VDC)	3.3V/1350mA	1600	76/78
URB2405S-6WR3	6W		5V/1200mA		80/82
URB2409S-6WR3	6W		9V/667mA		82/84
URB2412S-6WR3	6W		12V/500mA		84/86
URB2415S-6WR3	6W		15V/400mA		85/87
URB2424S-6WR3	6W		24V/250mA		83/85

Package Dimension

1 URD_S-3WR3 Series: LxWxH:27.40 x 9.50 x 12.00(mm)



2 URA/B_S-6WR3 Series: LxWxH:22.00 x 9.50 x 12.00(mm)



4:1 Wide Input

DIP package - UR Series (6W)

Features:

- Suitable for industrial control, electric power, instrumentation, communication applications
- Operating temperature range: -40°C to +85°C
- No-load power consumption as low as 0.11W
- Input under-voltage, output over-voltage, over-current, short-circuit protections
- Meets CISPR32/EN55032 CLASS A
- IEC/UL/EN62368 approved



URA_ZP-6WR3



Part No.	Power	Input Voltage (VDC)	Output Voltage/Current (Vo/Io)	Isolation (VDC)	Eff(%) (min./typ.)
URA2405ZP-6WR3	6W	9-36 (24VDC)	± 5V/ ± 600mA	1500	80/82
URA2409ZP-6WR3	6W		± 9V/ ± 333mA		82/84
URA2412ZP-6WR3	6W		± 12V/ ± 250mA		83/85
URA2415ZP-6WR3	6W		± 15V/ ± 200mA		86/88
URA2424ZP-6WR3	6W		± 24V/ ± 125mA		84/86

URB_ZP-6WR3



Part No.	Power	Input Voltage (VDC)	Output Voltage/Current (Vo/Io)	Isolation (VDC)	Eff(%) (min./typ.)
URB2403ZP-6WR3	6W	9-36 (24VDC)	3.3V/1500mA	1500	75/77
URB2405ZP-6WR3	6W		5V/1200mA		80/82
URB2409ZP-6WR3	6W		9V/667mA		81/83
URB2412ZP-6WR3	6W		12V/500mA		83/85
URB2415ZP-6WR3	6W		15V/400mA		84/86
URB2424ZP-6WR3	6W		24V/250mA		84/86

URA_YMD-6WR3*



Part No.	Power	Input Voltage (VDC)	Output Voltage/Current (Vo/Io)	Isolation (VDC)	Eff(%) (min./typ.)
URA2405YMD-6WR3	6W	9-36 (24VDC)	± 5V/ ± 600mA	1500	81/83
URA2412YMD-6WR3	6W		± 12V/ ± 250mA		84/87
URA2415YMD-6WR3	6W		± 15V/ ± 200mA		83/85
URA2424YMD-6WR3	6W		± 24V/ ± 125mA		85/87

URB_YMD-6WR3*

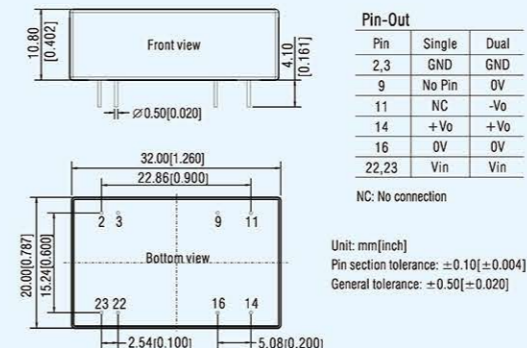


Part No.	Power	Input Voltage (VDC)	Output Voltage/Current (Vo/Io)	Isolation (VDC)	Eff(%) (min./typ.)
URB2403YMD-6WR3	6W	9-36 (24VDC)	3.3V/1500mA	1500	75/77
URB2405YMD-6WR3	6W		5V/1200mA		80/83
URB2409YMD-6WR3	6W		9V/667mA		82/84
URB2412YMD-6WR3	6W		12V/500mA		83/85
URB2415YMD-6WR3	6W		15V/400mA		84/86
URB2424YMD-6WR3	6W		24V/250mA		84/86

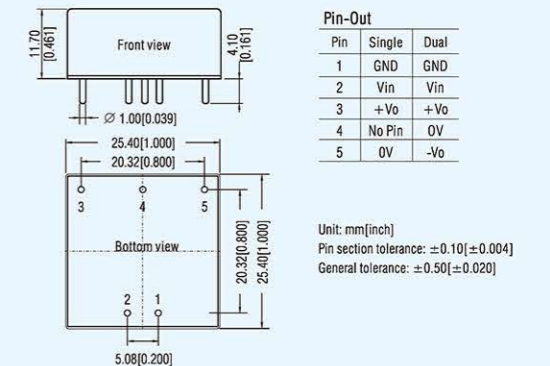
Note: Products marked with *** feature no Ctrl function.

Package Dimension

1 URA/B_ZP-6WR3 Series: LxWxH: 32.00 x 20.00 x 10.80(mm)



2 URA/B_YMD-6WR3 Series: LxWxH: 25.40 x 25.40 x 11.70(mm)



4:1 Wide Input

DIP package - UR Series (6W)

Features:

- Suitable for industrial control, electric power, instrumentation, communication applications
- Operating temperature range: -40°C to +85°C
- No-load power consumption as low as 0.12W
- Input under-voltage, output over-voltage, over-current, short-circuit protections
- Meets CISPR32/EN55032 CLASS A
- IEC/UL/EN60950, EN62368 approved, Meets EN50155 standard



URE_P-6WR3



Selection Guide

Part No.	Power	Input Voltage (VDC)	Output Voltage/Current (Vo/Io)	Isolation (VDC)	Eff(%) (min./typ.)
URE2405P-6WR3	6W	9-36 (24VDC)	± 5V/± 600mA	3000	78/80
URE2412P-6WR3	6W		± 12V/± 250mA		81/83
URE2415P-6WR3	6W		± 15V/± 200mA		82/84

Note:
 1. Series with suffix "P" are standard DIP24 packaged with plastic casing.
 2. If the application requires higher performance for EMC, our matching EMC auxiliary devices such as FC-AX3D, FC-B02D, FI-B03D and FT-BX1D are available. For more information, please contact our sales.

URF_P-6WR3

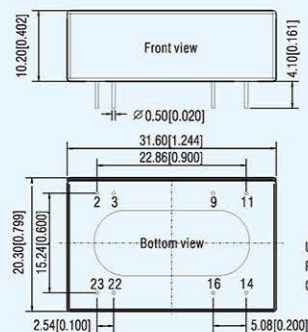


Selection Guide

Part No.	Power	Input Voltage (VDC)	Output Voltage/Current (Vo/Io)	Isolation (VDC)	Eff(%) (min./typ.)
URF2403P-6WR3	6W	9-36 (24VDC)	3.3V/1500mA	3000	76/78
URF2405P-6WR3	6W		5V/1200mA		79/81
URF2409P-6WR3	6W		9V/667mA		82/84
URF2412P-6WR3	6W		12V/500mA		82/84
URF2415P-6WR3	6W		15V/400mA		84/86
URF2424P-6WR3	6W		24V/250mA		84/86
URF2425P-6WR3	6W		25V/240mA		83/85
URF4803P-6WR3	6W	18-75 (48VDC)	3.3V/1500mA	3000	77/79
URF4805P-6WR3	6W		5V/1200mA		81/83
URF4812P-6WR3	6W		12V/500mA		85/87
URF4815P-6WR3	6W		15V/400mA		86/88
URF4824P-6WR3	6W		24V/250mA		85/87

Package Dimension

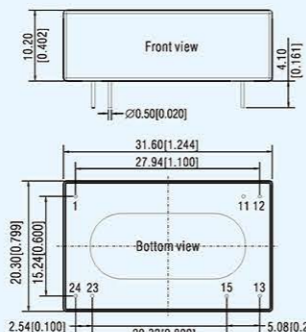
1 URE/F_P-6WR3 Series: LxWxH:31.60 x 20.30 x 10.20(mm)



Pin	Single	Dual
2,3	GND	GND
9	No Pin	OV
11	NC	-Vo
14	+Vo	+Vo
16	OV	OV
22,23	Vin	Vin

NC: No connection
 Unit: mm[inch]
 Pin section tolerance: ±0.10[±0.004]
 General tolerance: ±0.50[±0.020]

2 URH_P-6WR3 Series: LxWxH:31.60 x 20.30 x 10.20(mm)



Pin	Function
1	Vin
11	No pin
12	OV
13	+Vo
15	No pin
23	GND
24	GND

Unit: mm[inch]
 Pin section tolerance: ±0.10[±0.004]
 General tolerance: ±0.50[±0.020]

4:1 Wide Input

SIP package - UR Series (10W)

Features:

- Suitable for industrial control, electric power, instrumentation, communication applications
- Operating temperature range: -40°C to +85°C
- No-load power consumption as low as 0.11W
- Input under-voltage, output over-voltage, over-current, short-circuit protections
- High power density
- EN62368 approved



URB_S-10WR3

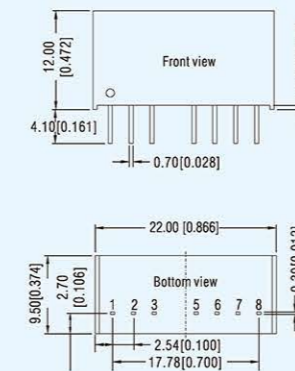


Selection Guide

Part No.	Power	Input Voltage (VDC)	Output Voltage/Current (Vo/Io)	Isolation (VDC)	Eff(%) (min./typ.)
URB2403S-10WR3	10W	9-36 (24VDC)	3.3V/2400mA	1500	83/85
URB2405S-10WR3	10W		5V/2000mA		86/88
URB2409S-10WR3	10W		9V/1111mA		86/88
URB2412S-10WR3	10W		12V/833mA		86/88
URB2415S-10WR3	10W		15V/667mA		86/88
URB2424S-10WR3	10W		24V/417mA		86/88

Package Dimension

URB_S-10WR3 Series: LxWxH:22.00 x 9.50 x 12.00(mm)



Pin	Function
1	GND
2	Vin
3	Ctrl
5	NC
6	+Vo
7	OV
8	NC

NC: No connection

Unit: mm[inch]
 Pin section tolerance: ±0.10[±0.004]
 General tolerance: ±0.50[±0.020]

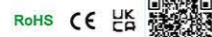
4:1 Wide Input DIP package - UR Series (10W)

Features:

- Suitable for industrial control, electric power, instrumentation, communication applications
- Operating temperature range: -40°C to +85°C
- No-load power consumption as low as 0.12W
- Input under-voltage, output over-voltage, over-current, short-circuit protections
- Meets CISPR32/EN55032 CLASS A
- IEC/UL/EN62368 approved



URA_ZP-10WR3



Selection Guide

Part No.	Power	Input Voltage (VDC)	Output Voltage/Current (Vo/Io)	Isolation (VDC)	Eff(%) (min./typ.)
URA2405ZP-10WR3	10W	9-36 (24VDC)	±5V/±1000mA	1500	81/83
URA2412ZP-10WR3	10W		±12V/±416mA		85/87
URA2415ZP-10WR3	10W		±15V/±333mA		85/87
URA4805ZP-10WR3	10W	18-75 (48VDC)	±5V/±1000mA	1500	81/83
URA4812ZP-10WR3	10W		±12V/±416mA		85/87
URA4815ZP-10WR3	10W		±15V/±333mA		85/87

URA_YMD-10WR3



Selection Guide

Part No.	Power	Input Voltage (VDC)	Output Voltage/Current (Vo/Io)	Isolation (VDC)	Eff(%) (min./typ.)
URA2405YMD-10WR3	10W	9-36 (24VDC)	±5V/±1000mA	1500	81/83
URA2409YMD-10WR3	10W		±9V/±555mA		84/86
URA2412YMD-10WR3	10W		±12V/±416mA		85/87
URA2415YMD-10WR3	10W	18-75 (48VDC)	±15V/±333mA	1500	85/87
URA2424YMD-10WR3	10W		±24V/±208mA		85/87
URA4805YMD-10WR3	10W		±5V/±1000mA		81/83
URA4812YMD-10WR3	10W	18-75 (48VDC)	±12V/±416mA	1500	85/87
URA4815YMD-10WR3	10W		±15V/±333mA		85/87
URA4824YMD-10WR3	10W		±24V/±208mA		85/87

URB_ZP-10WR3



Selection Guide

Part No.	Power	Input Voltage (VDC)	Output Voltage/Current (Vo/Io)	Isolation (VDC)	Eff(%) (min./typ.)
URB2403ZP-10WR3	10W	9-36 (24VDC)	3.3V/2400mA	1500	85/87
URB2405ZP-10WR3	10W		5V/2000mA		86/88
URB2412ZP-10WR3	10W		12V/833mA		85/87
URB2415ZP-10WR3	10W	18-75 (48VDC)	15V/667mA	1500	85/87
URB2424ZP-10WR3	10W		24V/416mA		86/88
URB4803ZP-10WR3	10W		3.3V/2400mA		84/86
URB4805ZP-10WR3	10W	18-75 (48VDC)	5V/2000mA	1500	85/87
URB4812ZP-10WR3	10W		12V/833mA		85/87
URB4815ZP-10WR3	10W		15V/667mA		85/87
URB4824ZP-10WR3	10W	18-75 (48VDC)	24V/416mA	1500	86/88
URB4803YMD-10WR3	10W		3.3V/2400mA		77/79
URB4805YMD-10WR3	10W		5V/2000mA		81/83
URB4812YMD-10WR3	10W	18-75 (48VDC)	12V/833mA	1500	85/87
URB4815YMD-10WR3	10W		15V/667mA		85/87
URB4824YMD-10WR3	10W		24V/416mA		86/88

URD_YMD-10WR3



Selection Guide

Part No.	Power	Input Voltage (VDC)	Output voltage (Vo1/Vo2)	Output current (Io1/Io2)	Isolation (VDC)	Eff(%) (min./typ.)
URD480505YMD-10WR3	10W	18-75 (48VDC)	5/5V	1000/1000mA	1500	81/84
URD480512YMD-10WR3	10W		5/12V	1000/417mA		82/84
URD480524YMD-10WR3	10W		5/24V	1000/209mA		82/84

URE_LP-10WR3



Selection Guide

Part No.	Power	Input Voltage (VDC)	Output Voltage/Current (Vo/Io)	Isolation (VDC)	Eff(%) (min./typ.)
URE2405LP-10WR3	10W	9-36 (24VDC)	±5V/±1000mA	3000	79/81
URE2412LP-10WR3	10W		±12V/±416mA		83/85
URE2415LP-10WR3	10W		±15V/±333mA		85/87
URE4805LP-10WR3	10W	18-75 (48VDC)	±5V/±1000mA	3000	80/82
URE4812LP-10WR3	10W		±12V/±416mA		84/86
URE4815LP-10WR3	10W		±15V/±333mA		85/87

- Note:
1. Series with suffix "LP" are 2*1 packaged with plastic casing. And for detailed dimension please refer to the illustration.
 2. Use "A2S" suffix for chassis mounting and "A4S" suffix for DIN rail mounting.
 3. The A2S and A4S Model's start-up and minimum input voltages are increased by 1VDC due to the input reverse polarity protection circuit.
 4. If the application requires higher performance for EMC, our matching EMC auxiliary devices such as FC-AX3D, FC-B02D, FI-B03D and FT-BX1D are available. For more information, please contact our sales.

URF_LP-10WR3

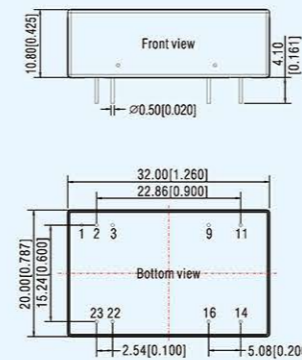


Selection Guide

Part No.	Power	Input Voltage (VDC)	Output Voltage/Current (Vo/Io)	Isolation (VDC)	Eff(%) (min./typ.)
URF2403LP-10WR3	10W	9-36 (24VDC)	3.3V/2400mA	3000	76/78
URF2405LP-10WR3	10W		5V/2000mA		80/82
URF2409LP-10WR3	10W		9V/1111mA		82/84
URF2412LP-10WR3	10W	18-75 (48VDC)	12V/833mA	3000	82/84
URF2415LP-10WR3	10W		15V/667mA		85/87
URF2424LP-10WR3	10W		24V/416mA		84/86
URF4803LP-10WR3	10W	18-75 (48VDC)	3.3V/2400mA	3000	77/79
URF4805LP-10WR3	10W		5V/2000mA		80/82
URF4812LP-10WR3	10W		12V/833mA		84/86
URF4815LP-10WR3	10W	18-75 (48VDC)	15V/667mA	3000	85/87
URF4824LP-10WR3	10W		24V/416mA		85/87
URF4803YMD-10WR3	10W		3.3V/2400mA		77/79
URF4805YMD-10WR3	10W	18-75 (48VDC)	5V/2000mA	1500	81/83
URF4812YMD-10WR3	10W		12V/833mA		85/87
URF4815YMD-10WR3	10W		15V/667mA		85/87
URF4824YMD-10WR3	10W	18-75 (48VDC)	24V/416mA	1500	86/88
URF4803ZP-10WR3	10W		3.3V/2400mA		85/87
URF4805ZP-10WR3	10W		5V/2000mA		86/88
URF4812ZP-10WR3	10W	18-75 (48VDC)	12V/833mA	1500	85/87
URF4815ZP-10WR3	10W		15V/667mA		85/87
URF4824ZP-10WR3	10W		24V/416mA		86/88

Package Dimension

1 URA/B_ZP-10WR3 Series: LxWxH: 32.00 x 20.00 x 10.80(mm)

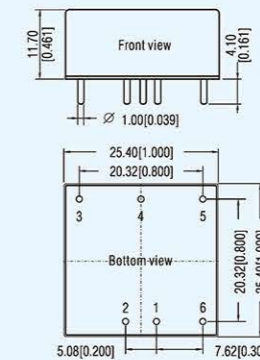


Pin-Out

Pin	Single	Dual
1	Ctrl	Ctrl
2,3	GND	GND
9	No Pin	0V
11	NC	-Vo
14	+Vo	+Vo
16	0V	0V
22,23	Vin	Vin

NC: No connection
Unit: mm[inch]
Pin section tolerance: ±0.10[±0.004]
General tolerance: ±0.50[±0.020]

2 URA/B_YMD-10WR3 Series: LxWxH: 25.40 x 25.40 x 11.70(mm)

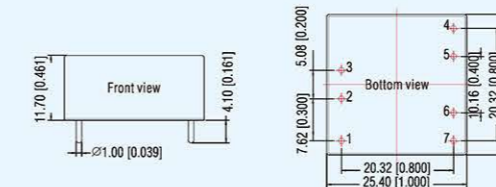


Pin-Out

Pin	Single	Dual
1	GND	GND
2	Vin	Vin
3	+Vo	+Vo
4	No Pin	0V
5	0V	-Vo
6	Ctrl	Ctrl

Unit: mm[inch]
Pin section tolerance: ±0.10[±0.004]
General tolerance: ±0.50[±0.020]

3 URD-YMD-10WR3 Series: LxWxH: 25.40 x 25.40 x 11.70(mm)

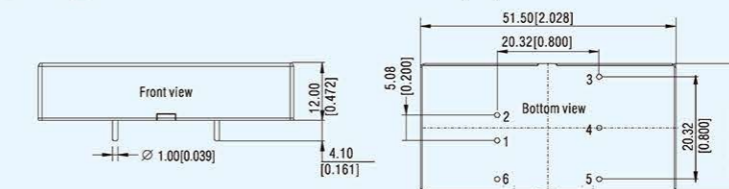


Pin-Out

Pin	Function
1	Ctrl
2	GND
3	Vin
4	+VO2
5	OV2
6	OV1
7	+VO1

Unit: mm[inch]
Pin section tolerance: ±0.10[±0.004]
General tolerance: ±0.50[±0.020]

4 URE/F_LP-10WR3 Series: LxWxH: 51.50 x 26.50 x 12.00(mm)



Pin-Out

Pin	URE_LP-10WR3	URF_LP-10WR3
1	GND	GND
2	Vin	Vin
3	+Vo	+Vo
4	0V	No Pin
5	-Vo	0V
6	Ctrl	Ctrl

Unit: mm[inch]
Pin section tolerance: ±0.10[±0.004]
General tolerance: ±0.50[±0.020]

4:1 Wide Input DIP package - UR Series (15-20W)

Features:

- Suitable for industrial control, electric power, instrumentation, communication applications
- Operating temperature range: -40°C to +85°C / -40°C to +105°C
- No-load power consumption as low as 0.15W
- Input under-voltage, output over-voltage, over-current, short-circuit protections
- Meets CISPR32/EN55032 CLASS A
- IEC/UL/EN60950, EN62368 approved

URA_YMD-15WR3



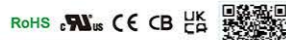
Part No.	Power	Input Voltage (VDC)	Output Voltage/Current (Vo/Io)	Isolation (VDC)	Eff(%) (min./typ.)
URA2405YMD-15WR3	15W	9-36 (24VDC)	± 5V/ ± 1500mA	1500	85/87
URA2412YMD-15WR3	15W		± 12V/ ± 625mA		88/90
URA2415YMD-15WR3	15W		± 15V/ ± 500mA		88/90
URA2424YMD-15WR3	15W		± 24V/ ± 312mA		87/89
URA4805YMD-15WR3	15W	18-75 (48VDC)	± 5V/ ± 1500mA	1500	84/86
URA4812YMD-15WR3	15W		± 12V/ ± 625mA		87/89
URA4815YMD-15WR3	15W		± 15V/ ± 500mA		87/89
URA4824YMD-15WR3	15W		± 24V/ ± 312mA		88/90

URA_YMD-20WR3



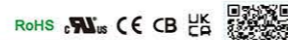
Part No.	Power	Input Voltage (VDC)	Output Voltage/Current (Vo/Io)	Isolation (VDC)	Eff(%) (min./typ.)
URA2405YMD-20WR3	20W	9-36 (24VDC)	± 5V/ ± 2000mA	1500	85/87
URA2412YMD-20WR3	20W		± 12V/ ± 833mA		88/90
URA2415YMD-20WR3	20W		± 15V/ ± 667mA		88/90
URA2424YMD-20WR3	20W		± 24V/ ± 417mA		87/89
URA4805YMD-20WR3	20W	18-75 (48VDC)	± 5V/ ± 2000mA	1500	84/86
URA4812YMD-20WR3	20W		± 12V/ ± 833mA		88/90
URA4815YMD-20WR3	20W		± 15V/ ± 667mA		88/90
URA4824YMD-20WR3	20W		± 24V/ ± 417mA		88/90

URB_YMD-15WR3



Part No.	Power	Input Voltage (VDC)	Output Voltage/Current (Vo/Io)	Isolation (VDC)	Eff(%) (min./typ.)
URB2403YMD-15WR3	15W	9-36 (24VDC)	3.3V/4000mA	1500	86/88
URB2405YMD-15WR3	15W		5V/3000mA		88/90
URB2412YMD-15WR3	15W		12V/1250mA		88/90
URB2415YMD-15WR3	15W		15V/1000mA		89/91
URB2424YMD-15WR3	15W	24V/625mA	89/91		
URB4803YMD-15WR3	15W	18-75 (48VDC)	3.3V/4000mA	1500	86/88
URB4805YMD-15WR3	15W		5V/3000mA		88/90
URB4812YMD-15WR3	15W		12V/1250mA		89/91
URB4815YMD-15WR3	15W		15V/1000mA		89/91
URB4824YMD-15WR3	15W	24V/625mA	89/91		

URB_YMD-20WR3



Part No.	Power	Input Voltage (VDC)	Output Voltage/Current (Vo/Io)	Isolation (VDC)	Eff(%) (min./typ.)
URB2403YMD-20WR3	20W	9-36 (24VDC)	3.3V/5000mA	1500	86/88
URB2405YMD-20WR3	20W		5V/4000mA		88/90
URB2406YMD-20WR3	20W		6V/3333mA		87/89
URB2412YMD-20WR3	20W		12V/1667mA		88/90
URB2415YMD-20WR3	20W	15V/1333mA	89/91		
URB2424YMD-20WR3	20W	24V/833mA	89/91		
URB4803YMD-20WR3	20W	18-75 (48VDC)	3.3V/5000mA	1500	86/88
URB4805YMD-20WR3	20W		5V/4000mA		88/90
URB4812YMD-20WR3	20W		12V/1667mA		89/91
URB4815YMD-20WR3	20W		15V/1333mA		89/91
URB4824YMD-20WR3	20W	24V/833mA	89/91		

URA_LD-20WR3



Part No.	Power	Input Voltage (VDC)	Output Voltage/Current (Vo/Io)	Isolation (VDC)	Eff(%) (min./typ.)		
URA2405LD-20WR3	20W	9-36 (24VDC)	± 5V/ ± 2000mA	1500	84/86		
URA2409LD-20WR3	20W		± 9V/ ± 1111mA		86/88		
URA2412LD-20WR3	20W		± 12V/ ± 834mA		86/88		
URA2415LD-20WR3	20W		± 15V/ ± 667mA		86/88		
URA4805LD-20WR3	20W	18-75 (48VDC)	± 5V/ ± 2000mA	1500	84/86		
URA4812LD-20WR3	20W		± 12V/ ± 834mA		86/88		
URA4815LD-20WR3	20W		± 15V/ ± 667mA		87/89		

URB_LD-20WR3



Part No.	Power	Input Voltage (VDC)	Output Voltage/Current (Vo/Io)	Isolation (VDC)	Eff(%) (min./typ.)
URB2403LD-20WR3	20W	9-36 (24VDC)	3.3V/5000mA	1500	84/86
URB2405LD-20WR3	20W		5V/4000mA		86/88
URB2409LD-20WR3	20W		9V/2222mA		87/89
URB2412LD-20WR3	20W		12V/1667mA		87/89
URB2415LD-20WR3	20W	15V/1333mA	88/90		
URB2424LD-20WR3	20W	24V/834mA	88/90		
URB4803LD-20WR3	20W	18-75 (48VDC)	3.3V/5000mA	1500	84/86
URB4805LD-20WR3	20W		5V/4000mA		84/86
URB4809LD-20WR3	20W		9V/2222mA		87/89
URB4812LD-20WR3	20W		12V/1667mA		85/87
URB4815LD-20WR3	20W	15V/1333mA	88/90		
URB4824LD-20WR3	20W	24V/834mA	86/88		

URD_LD-20WR3



Part No.	Power	Input Voltage (VDC)	Output voltage (Vo1/Vo2)	Output current (Io1/Io2)	Isolation (VDC)	Eff(%) (min./typ.)
URD480505LD-20WR3	20W	18-75 (48VDC)	5/5V	2000/2000mA	1500	82/84
URD480512LD-20WR3	20W		5/12V	2000/833mA		82/84
URD480524LD-20WR3	20W		5/24V	2000/417mA		82/84

URF_LP-20WR3



Part No.	Power	Input Voltage (VDC)	Output Voltage/Current (Vo/Io)	Isolation (VDC)	Eff(%) (min./typ.)		
URF2403LP-20WR3	20W	9-36 (24VDC)	3.3V/5000mA	3000	84/86		
URF2405LP-20WR3	20W		5V/4000mA		87/89		
URF2409LP-20WR3	20W		9V/2222mA		86/88		
URF2412LP-20WR3	20W		12V/1667mA		86/88		
URF2415LP-20WR3	20W		15V/1334mA		87/89		
URF2418LP-20WR3	20W		18V/1111mA		87/89		
URF2424LP-20WR3	20W	24V/833mA	87/89				
URF4803LP-20WR3	20W	18-75 (48VDC)	3.3V/5000mA	3000	84/86		
URF4805LP-20WR3	20W		5V/4000mA		86/88		
URF4812LP-20WR3	20W		12V/1667mA		86/88		
URF4815LP-20WR3	20W		15V/1334mA		87/89		
URF4824LP-20WR3	20W		24V/833mA		87/89		

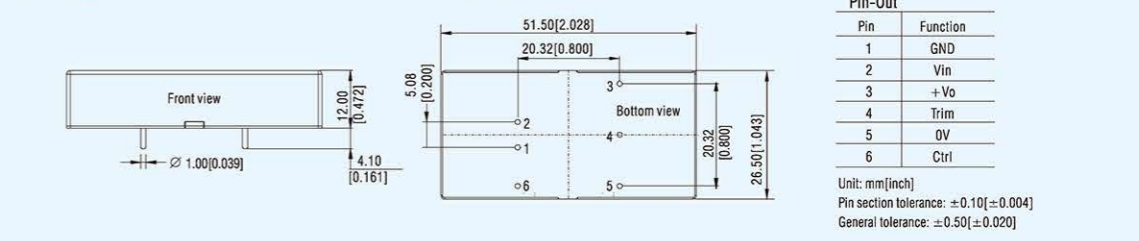
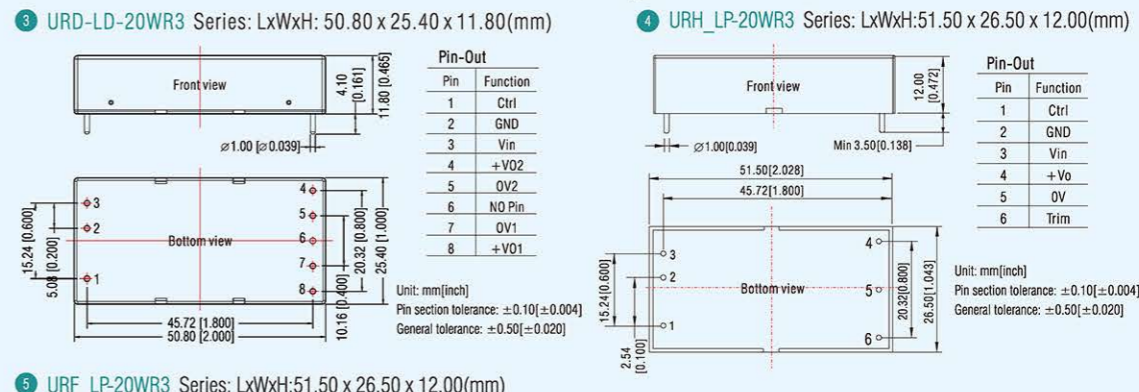
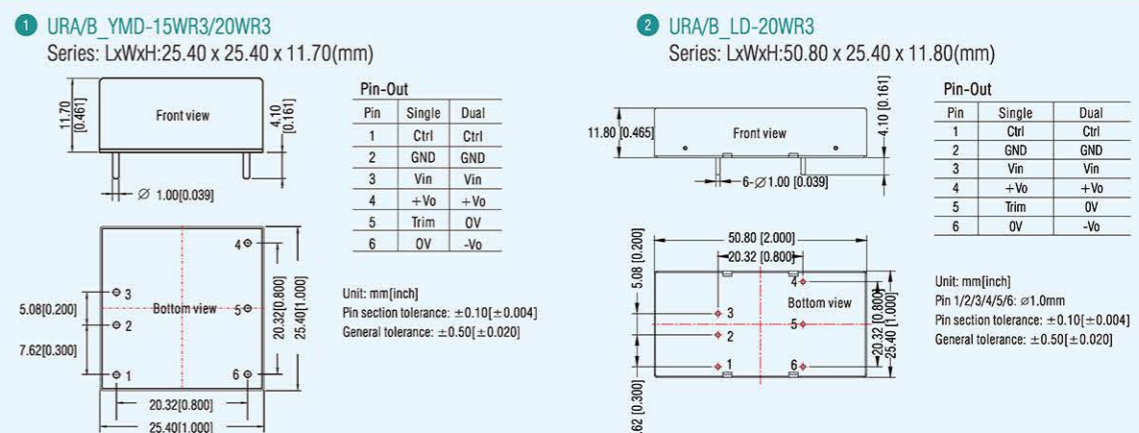
URH_LP-20WR3



Part No.	Power	Input Voltage (VDC)	Output Voltage/Current (Vo/Io)	Isolation (VDC)	Eff(%) (min./typ.)		
URH2403LP-20WR3	20W	9-36 (24VDC)	3.3V/5000mA	5000	83/85		
URH2405LP-20WR3	20W		5V/4000mA		84/86		
URH2412LP-20WR3	20W		12V/1666mA		84/86		
URH2415LP-20WR3	20W		15V/1333mA		85/87		
URH2424LP-20WR3	20W		24V/833mA		87/89		
URH4803LP-20WR3	20W		18-75 (48VDC)		3.3V/5000mA	5000	84/86
URH4805LP-20WR3	20W	5V/4000mA		85/87			
URH4812LP-20WR3	20W	12V/1666mA		85/87			
URH4815LP-20WR3	20W	15V/1333mA		86/88			
URH4824LP-20WR3	20W	24V/833mA		87/89			

- Note:
- Series with suffix "LP" are 2*1 packaged with plastic casing. And for detailed dimension please refer to the illustration.
 - If the application requires higher performance for EMC, our matching EMC auxiliary devices such as FC-AX3D, FC-B02D, FI-B03D and FT-BX1D are available. For more information, please contact our sales.

Package Dimension



DC/DC Converter - Board Mount

DC/DC Converter - Board Mount

4:1 Wide Input DIP package - UR Series (30W)

Features:

- Suitable for industrial control, electric power, instrumentation, communication applications
- Operating temperature range: -40°C to +85°C
- No-load power consumption as low as 0.14W
- Input under-voltage, output over-voltage, over-current, short-circuit protections
- Meets CISPR32/EN55032 CLASS A
- IEC/UL/EN60950, EN62368 approved

URA_YMD-30WR3

RoHS



Selection Guide

Part No.	Power	Input Voltage (VDC)	Output Voltage/Current (Vo/Io)	Isolation (VDC)	Eff(%) (min./typ.)
URA4812YMD-30WR3	30W	18-75	± 12V/± 1250mA	1500	86/88
URA4815YMD-30WR3	30W	(48VDC)	± 15V/± 1000mA	1500	86/88
URA4824YMD-30WR3	30W		± 24V/± 625mA	1500	86/88

URB_YMD-30WR3

RoHS

CE



Selection Guide

Part No.	Power	Input Voltage (VDC)	Output Voltage/Current (Vo/Io)	Isolation (VDC)	Eff(%) (min./typ.)
URB4805YMD-30WR3	30W		5V/6000mA	1500	86/88
URB4812YMD-30WR3	30W	18-75	12V/2500mA	1500	86/88
URB4815YMD-30WR3	30W	(48VDC)	15V/2000mA	1500	86/88
URB4824YMD-30WR3	30W		24V/1250mA	1500	86/88

Note:
 1. Series with suffix "YMD" are 1"1 packaged with aluminum alloy casing. And for detailed dimension please refer to the illustration.
 2. Use "A2S" suffix for chassis mounting and "A4S" suffix for DIN rail mounting.
 3. The A2S and A4S Model's start-up and minimum input voltages are increased by 1VDC due to the input reverse polarity protection circuit.
 4. If the application requires higher performance for EMC, our matching EMC auxiliary devices such as FC-AX3D, FC-B02D, FI-B03D and FT-BX1D are available. For more information, please contact our sales.

URD_D-30WR3

RoHS

CE

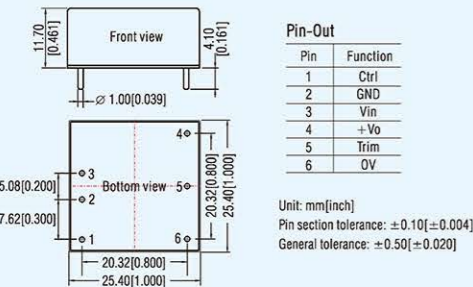


Selection Guide

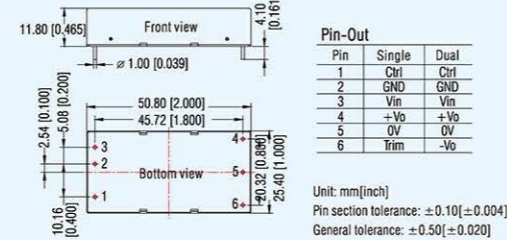
Part No.	Power	Input Voltage (VDC)	Output voltage (Vo1/Vo2)	Output current (Io1/Io2)	Isolation (VDC)	Eff(%) (min./typ.)
URD480524D-30WR3	30W	18-75 (48VDC)	5/24V	4000/417mA	3000	82/84

Package Dimension

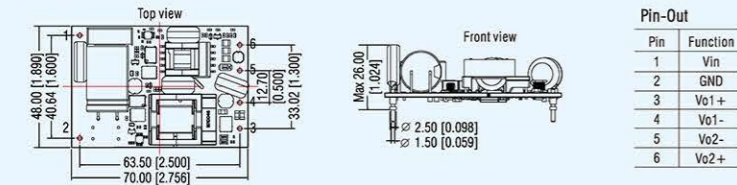
1 URA/B_YMD-30WR3 Series: LxWxH: 25.40 x 25.40 x 11.70(mm)



2 URA/B_LD-30WR3 Series: LxWxH: 25.40 x 25.40 x 11.70(mm)



3 URD480524LD-30WR3 Series: LxWxH: 70.00 x 48.00 x 26.00(mm)



• This catalog displays the latest products. If products in the catalog are not able to meet your needs, please contact our sales.

4:1 Wide Input DIP package - UR Series (75-200W)

Features:

- Isolation voltage: 2250VDC
- Operating temperature range: -40°C to +85°C
- Efficiency up to 93%
- Input under-voltage, output over-voltage, over-current, short-circuit, over-temperature protections
- Five-sided metal shielding package
- International standard 1/4 brick
- EN62368 approved



URF_QB-75WR3

RoHS

CE



Selection Guide

Part No.	Power	Input Voltage (VDC)	Output Voltage/Current (Vo/Io)	Isolation (VDC)	Eff(%) (min./typ.)
URF4805QB-75WR3	75W		5V/15000mA	2250	89/91
URF4812QB-75WR3	75W	18-75 (48VDC)	12V/6250mA	2250	90/92
URF4815QB-75WR3	75W		15V/5000mA	2250	91/93
URF4824QB-75WR3	75W		24V/3130mA	2250	90/92
URF4848QB-75WR3	75W		48V/1560mA	2250	90/92

URF_QB-100WR3

RoHS

CE



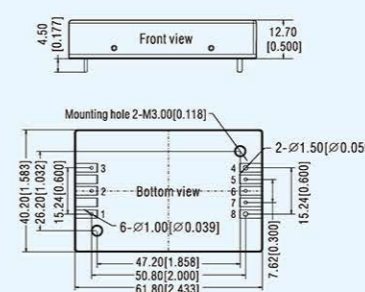
Selection Guide

Part No.	Power	Input Voltage (VDC)	Output Voltage/Current (Vo/Io)	Isolation (VDC)	Eff(%) (min./typ.)
URF2405QB-100WR3	100W		5V/20000mA	2250	87/89
URF2412QB-100WR3	100W	9-36 (24VDC)	12V/8300mA	2250	88/90
URF2415QB-100WR3	100W		15V/6700mA	2250	88/90
URF2424QB-100WR3	100W		24V/4200mA	2250	88/90
URF2428QB-100WR3	100W		28V/3600mA	2250	88/90
URF2448QB-100WR3	100W		48V/2100mA	2250	88/90
URF4803QB-100WR3	100W	18-75 (48VDC)	3.3V/22700mA	2250	86/88
URF4805QB-100WR3	100W		5V/20000mA	2250	89/91
URF4812QB-100WR3	100W		12V/8300mA	2250	90/92
URF4815QB-100WR3	100W		15V/6700mA	2250	91/93
URF4824QB-100WR3	100W		24V/4200mA	2250	90/92
URF4848QB-100WR3	100W		48V/2100mA	2250	90/92

Note:
 1. Use "F" suffix for products with aluminum base, "H" suffix for heat sink mounting. We recommend choosing modules with a heat sink for applications that require high requirements for temperature.
 2. "A5": Chassis Mounting
 3. "A6": DIN rail Mounting

Package Dimension

URF_QB-75WR3/URF_QB-150WR3/URF_QB-100WR3/URF_QB-200WR3 Series: LxWxH: 61.80 x 40.20 x 12.70(mm)



• This catalog is for reference only, not being the judgment basis for the use. For detailed datasheets please visit our website: www.mornsun-power.com.

7mm Ultra-thin Wide Input Series DIP/SMD package (1-3W)

Features:

- Isolation voltage: 1500VDC
- Operating temperature range: -40°C to +85°C
- Suitable for communication, instrumentation, industrial electronics applications
- Ultra-small DIP/SMD package
- Continuous output short-circuit protection
- EN62368 approved, meets UL62368 standard

7mm Ultra-thin Wide Input Series DIP/SMD package (3W)

Features:

- Isolation voltage: 500VAC/1500VDC
- Operating temperature range: -40°C to +85°C
- Efficiency up to 82%
- Suitable for communication, instrumentation, industrial electronics applications
- No-load power consumption as low as 0.1W
- Input under-voltage, output short-circuit, over-current, over-voltage protections
- EN62368 approved

7mm Ultra-thin Wide Input Series DIP/SMD package (3W)



WRA_ST/SD-1WR2



WRB_ST/SD-1WR2



Part No.	Power	Input Voltage (VDC)	Output Voltage/Current (Vo/Io)	Isolation (Package)	Eff.(%) (min./typ.)
WRA1205ST/SD-1WR2	1W	± 5V/± 100mA	± 5V/± 100mA	1500VDC (DIP/SMD)	75/77
WRA1209ST/SD-1WR2	1W	9-18 (12VDC)	± 9V/± 56mA	1500VDC (DIP/SMD)	78/80
WRA1212ST/SD-1WR2	1W	± 12V/± 42mA	± 12V/± 42mA	1500VDC (DIP/SMD)	78/80
WRA1215ST/SD-1WR2	1W	± 15V/± 33mA	± 15V/± 33mA	1500VDC (DIP/SMD)	75/77
WRA2405ST/SD-1WR2	1W	± 5V/± 100mA	± 5V/± 100mA	1500VDC (DIP/SMD)	75/77
WRA2409ST/SD-1WR2	1W	18-36 (24VDC)	± 9V/± 56mA	1500VDC (DIP/SMD)	75/77
WRA2412ST/SD-1WR2	1W	± 12V/± 42mA	± 12V/± 42mA	1500VDC (DIP/SMD)	75/77
WRA2415ST/SD-1WR2	1W	± 15V/± 33mA	± 15V/± 33mA	1500VDC (DIP/SMD)	75/77

Part No.	Power	Input Voltage (VDC)	Output Voltage/Current (Vo/Io)	Isolation (Package)	Eff.(%) (min./typ.)
WRB1203ST/SD-1WR2	1W	3.3V/303mA	3.3V/303mA	1500VDC (DIP/SMD)	73/75
WRB1205ST/SD-1WR2	1W	5V/200mA	5V/200mA	1500VDC (DIP/SMD)	75/77
WRB1212ST/SD-1WR2	1W	9-18 (12VDC)	12V/83mA	1500VDC (DIP/SMD)	77/79
WRB1215ST/SD-1WR2	1W	15V/67mA	15V/67mA	1500VDC (DIP/SMD)	78/80
WRB1224ST/SD-1WR2	1W	24V/42mA	24V/42mA	1500VDC (DIP/SMD)	74/76
WRB2403ST/SD-1WR2	1W	3.3V/303mA	3.3V/303mA	1500VDC (DIP/SMD)	73/75
WRB2405ST/SD-1WR2	1W	5V/200mA	5V/200mA	1500VDC (DIP/SMD)	75/77
WRB2412ST/SD-1WR2	1W	18-36 (24VDC)	12V/83mA	1500VDC (DIP/SMD)	76/78
WRB2415ST/SD-1WR2	1W	15V/67mA	15V/67mA	1500VDC (DIP/SMD)	76/78
WRB2424ST/SD-1WR2	1W	24V/42mA	24V/42mA	1500VDC (DIP/SMD)	75/77

WRA_ST/SD-3WR2



WRB_ST/SD-3WR2

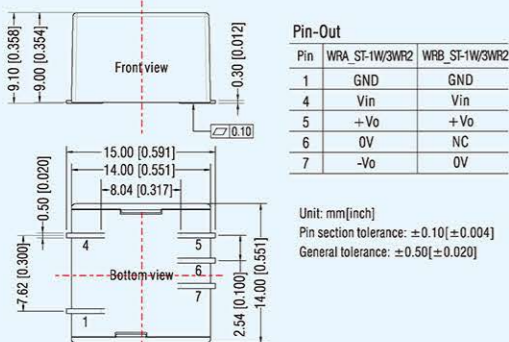


Part No.	Power	Input Voltage (VDC)	Output Voltage/Current (Vo/Io)	Isolation (Package)	Eff.(%) (min./typ.)
WRA1205ST/SD-3WR2	3W	± 5V/± 300mA	± 5V/± 300mA	1500VDC (DIP/SMD)	76/78
WRA1209ST/SD-3WR2	3W	9-18 (12VDC)	± 9V/± 167mA	1500VDC (DIP/SMD)	76/78
WRA1212ST/SD-3WR2	3W	± 12V/± 125mA	± 12V/± 125mA	1500VDC (DIP/SMD)	77/79
WRA1215ST/SD-3WR2	3W	± 15V/± 100mA	± 15V/± 100mA	1500VDC (DIP/SMD)	77/79
WRA2405ST/SD-3WR2	3W	± 5V/± 300mA	± 5V/± 300mA	1500VDC (DIP/SMD)	76/78
WRA2409ST/SD-3WR2	3W	18-36 (24VDC)	± 9V/± 167mA	1500VDC (DIP/SMD)	78/80
WRA2412ST/SD-3WR2	3W	± 12V/± 125mA	± 12V/± 125mA	1500VDC (DIP/SMD)	80/82
WRA2415ST/SD-3WR2	3W	± 15V/± 100mA	± 15V/± 100mA	1500VDC (DIP/SMD)	79/81

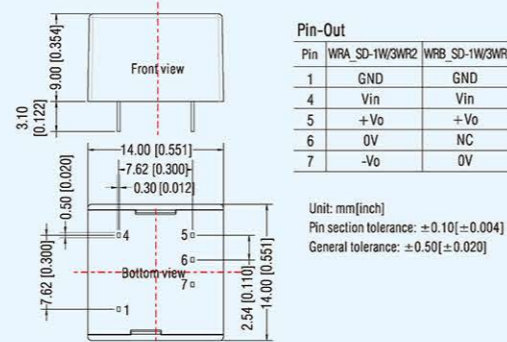
Part No.	Power	Input Voltage (VDC)	Output Voltage/Current (Vo/Io)	Isolation (Package)	Eff.(%) (min./typ.)
WRB1203ST/SD-3WR2	3W	3.3V/758mA	3.3V/758mA	1500VDC (DIP/SMD)	73/75
WRB1205ST/SD-3WR2	3W	5V/600mA	5V/600mA	1500VDC (DIP/SMD)	77/79
WRB1212ST/SD-3WR2	3W	9-18 (12VDC)	12V/250mA	1500VDC (DIP/SMD)	80/82
WRB1215ST/SD-3WR2	3W	15V/200mA	15V/200mA	1500VDC (DIP/SMD)	81/83
WRB1224ST/SD-3WR2	3W	24V/125mA	24V/125mA	1500VDC (DIP/SMD)	79/81
WRB2403ST/SD-3WR2	3W	3.3V/758mA	3.3V/758mA	1500VDC (DIP/SMD)	72/74
WRB2405ST/SD-3WR2	3W	5V/600mA	5V/600mA	1500VDC (DIP/SMD)	79/81
WRB2412ST/SD-3WR2	3W	18-36 (24VDC)	12V/250mA	1500VDC (DIP/SMD)	81/83
WRB2415ST/SD-3WR2	3W	15V/200mA	15V/200mA	1500VDC (DIP/SMD)	81/83
WRB2424ST/SD-3WR2	3W	24V/125mA	24V/125mA	1500VDC (DIP/SMD)	81/83

Package Dimension

① WRA/B_ST-1W/3WR2 Series: LxWxH:15.00 x 14.00 x 9.10 (mm)



② WRA/B_SD-1W/3WR2 Series: LxWxH:14.00 x 14.00 x 9.00 (mm)



U/VRB_J(M)T-D-3W

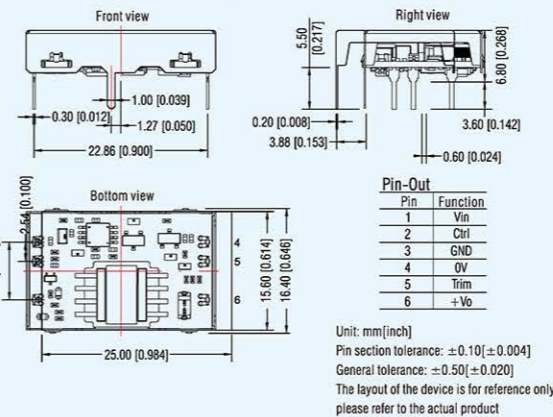


Part No.	Power	Input Voltage (VDC)	Output Voltage/Current (Vo/Io)	Isolation (VDC)	Eff.(%) (min./typ.)
VRB0505J(M)T-D-3W	3W	5V/600mA	5V/600mA	1500	70/72
VRB0512J(M)T-D-3W	3W	4.5-9 (5VDC)	12V/250mA	1500	74/76
VRB0515J(M)T-D-3W	3W	15V/200mA	15V/200mA	1500	75/77
VRB0524J(M)T-D-3W	3W	24V/125mA	24V/125mA	1500	74/76

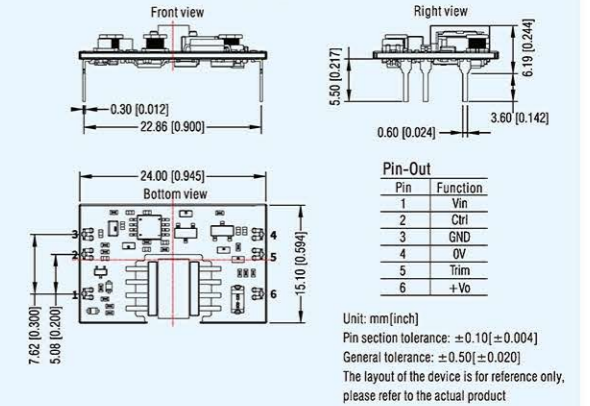
Part No.	Power	Input Voltage (VDC)	Output Voltage/Current (Vo/Io)	Isolation (VDC)	Eff.(%) (min./typ.)
URB2403J(M)T-D-3W	3W	3.3V/600mA	3.3V/600mA	1500	70/72
URB2405J(M)T-D-3W	3W	5V/600mA	5V/600mA	1500	75/77
URB2412J(M)T-D-3W	3W	9-36 (24VDC)	12V/250mA	1500	79/81
URB2415J(M)T-D-3W	3W	15V/200mA	15V/200mA	1500	80/82
URB2424J(M)T-D-3W	3W	24V/125mA	24V/125mA	1500	79/81

Package Dimension

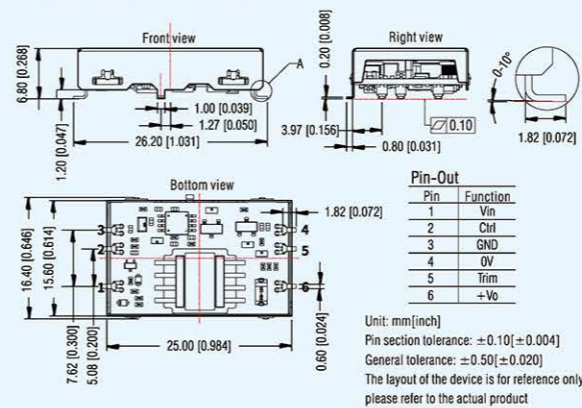
① U/VRB-JMD-3W (DIP package with shell)
LxWxH:25.00 x 16.40 x 6.80(mm)



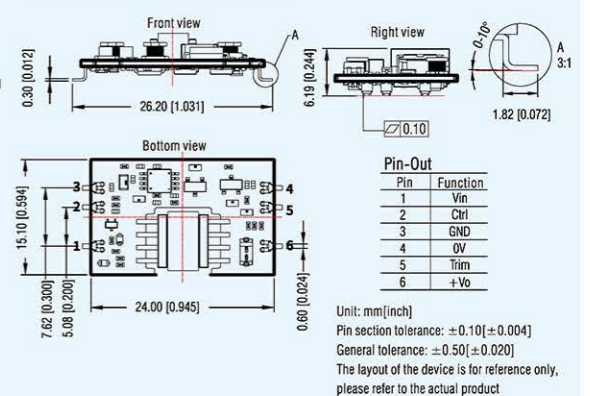
② U/VRB-JD-3W (DIP package without shell)
LxWxH:24.00 x 15.10 x 6.19(mm)



③ U/VRB-JMT-3W (SMD package with shell)
LxWxH:26.20 x 16.40 x 6.80(mm)



④ U/VRB-JT-3W (SMD package without shell)
LxWxH:26.20 x 15.10 x 6.19(mm)




7mm Ultra-thin Wide Input Series DIP/SMD package (3W)

Features:

- Suitable for industrial control, electric power, instrumentation, communication applications
- Operating temperature range: -40°C to +85°C
- Efficiency up to 84%
- No-load power consumption as low as 0.1W
- Input under-voltage, output short-circuit, over-current, over-voltage protections
- IEC/UL/EN60950 approved



URB_MT-3WR3

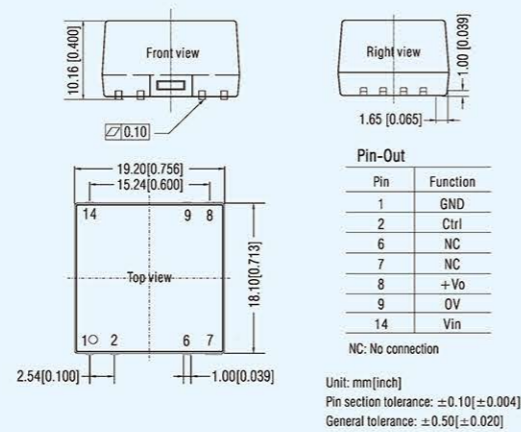


Selection Guide

Part No.	Power	Input Voltage (VDC)	Output Voltage/Current (Vo/Io)	Isolation (VDC)	Eff(%) (min./typ.)
URB2403MT-3WR3	3W	9-36 (24VDC)	3.3V/728mA	1500	73/75
URB2405MT-3WR3	3W		5V/600mA		78/80
URB2409MT-3WR3	3W		9V/333mA		78/80
URB2412MT-3WR3	3W		12V/250mA		80/82
URB2415MT-3WR3	3W		15V/200mA		81/83
URB2424MT-3WR3	3W	24V/125mA	80/82		
URB4803MT-3WR3	3W	18-75 (48VDC)	3.3V/728mA	1500	73/75
URB4805MT-3WR3	3W		5V/600mA		77/79
URB4812MT-3WR3	3W		12V/250mA		80/82
URB4815MT-3WR3	3W		15V/200mA		82/84
URB4824MT-3WR3	3W		24V/125mA		80/82

Package Dimension

URB_MT-3WR3 Series: LxWxH:19.20 x 18.10 x 10.16(mm)




Pin	Function
1	GND
2	Ctrl
6	NC
7	NC
8	+Vo
9	OV
14	Vin

NC: No connection

7mm Ultra-thin Wide Input Series DIP/SMD package (6W)

Features:

- Isolation voltage 500VAC/1500VDC
- Operating temperature range: -40°C to +85°C
- Efficiency up to 86%
- Suitable for industrial control, electric power, instrumentation, communication applications
- No-load power consumption as low as 0.12W
- Input under-voltage, output short-circuit, over-current, over-voltage protections



VRB_J(M)D/T-6W



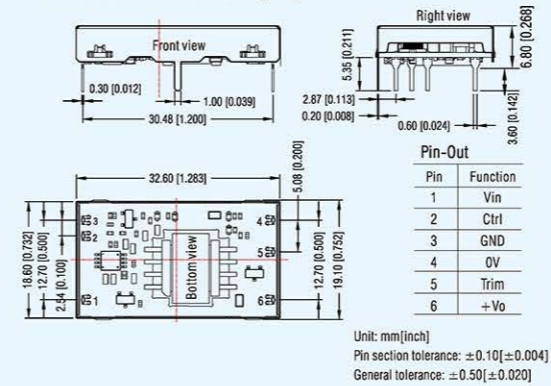
Selection Guide

Part No.	Power	Input Voltage (VDC)	Output Voltage/Current (Vo/Io)	Isolation (VDC)	Eff(%) (min./typ.)
VRB1205J(M)D/T-6W	6W	9-18 (12VDC)	5V/1200mA	1500	79/81
VRB1212J(M)D/T-6W	6W		12V/500mA		83/85
VRB1215J(M)D/T-6W	6W		15V/400mA		84/86

Part No.	Power	Input Voltage (VDC)	Output Voltage/Current (Vo/Io)	Isolation (VDC)	Eff(%) (min./typ.)
VRB2403J(M)D/T-6W	6W	18-36 (24VDC)	3.3V/1500mA	1500	77/79
VRB2405J(M)D/T-6W	6W		5V/1200mA		81/83
VRB2412J(M)D/T-6W	6W		12V/500mA		83/85
VRB2415J(M)D/T-6W	6W		15V/400mA		84/86

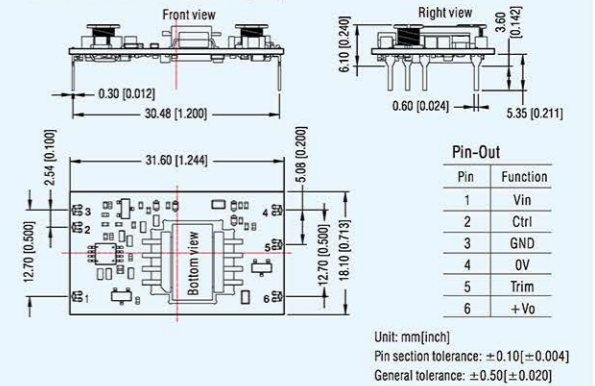
Package Dimension

- VRB_JMD-6W (DIP package with shell)
LxWxH:32.60 x 19.10 x 6.80(mm)



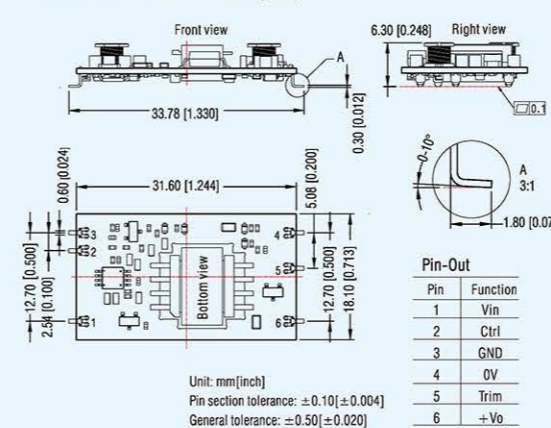
Pin	Function
1	Vin
2	Ctrl
3	GND
4	OV
5	Trim
6	+Vo

- VRB_JD-6W (DIP package without shell)
LxWxH:31.60 x 18.10 x 6.10(mm)



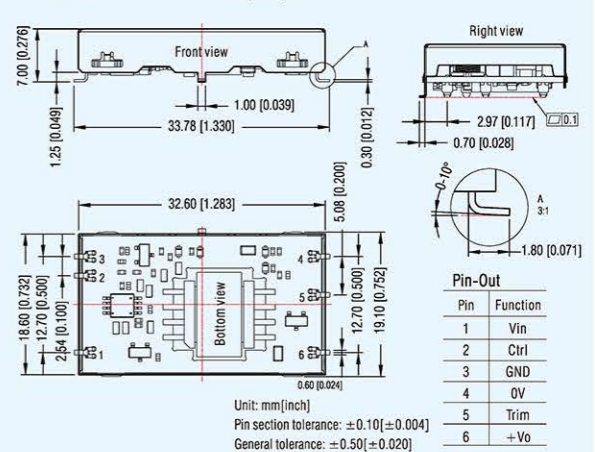
Pin	Function
1	Vin
2	Ctrl
3	GND
4	OV
5	Trim
6	+Vo

- VRB_JT-6W (SMD package without shell)
LxWxH:33.78 x 18.10 x 6.30(mm)



Pin	Function
1	Vin
2	Ctrl
3	GND
4	OV
5	Trim
6	+Vo

- VRB_JMT-6W (SMD package with shell)
LxWxH:33.78 x 19.10 x 7.00(mm)



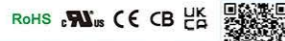
Pin	Function
1	Vin
2	Ctrl
3	GND
4	OV
5	Trim
6	+Vo

7mm Ultra-thin Wide Input Series DIP/SMD package (10W)

Features:

- Isolation voltage: 500VAC/1500VDC
- Operating temperature range: -40°C to +85°C
- Efficiency up to 88%
- No-load power consumption as low as 0.096W
- Input under-voltage, output short-circuit, over-current, over-voltage protections
- Ultra-small DIP/SMD packages

URB_J(M)D/T-10W



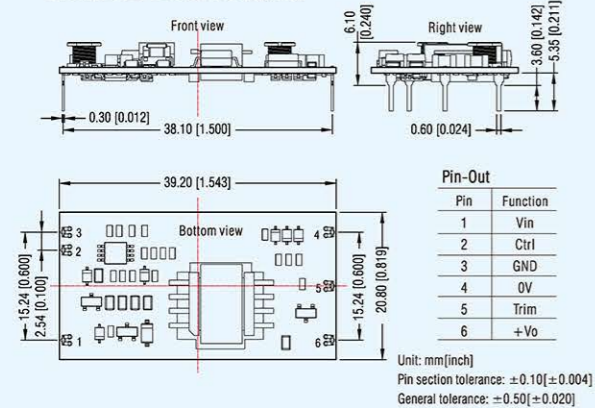
Selection Guide

Part No.	Power	Input Voltage (VDC)	Output Voltage/Current (Vo/Io)	Isolation	Eff(%) (min./typ.)
URB2405J(M)D/T-10W	10W		5V/2000mA		82/84
URB2412J(M)D/T-10W	10W	9-36 (24VDC)	12V/833mA	500VAC	85/87
URB2415J(M)D/T-10W	10W		15V/667mA	1500VDC	86/88
URB2424JMT-10W	10W		24V/417mA		85/87

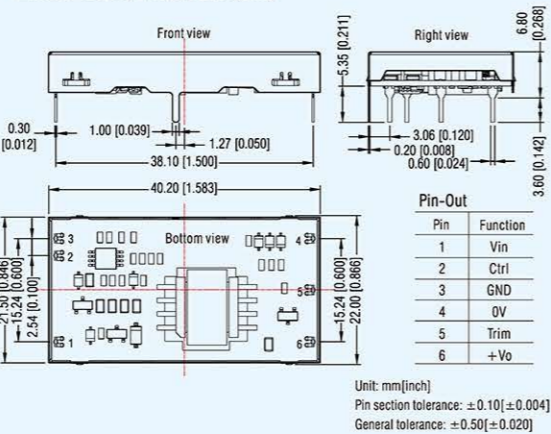


Package Dimension

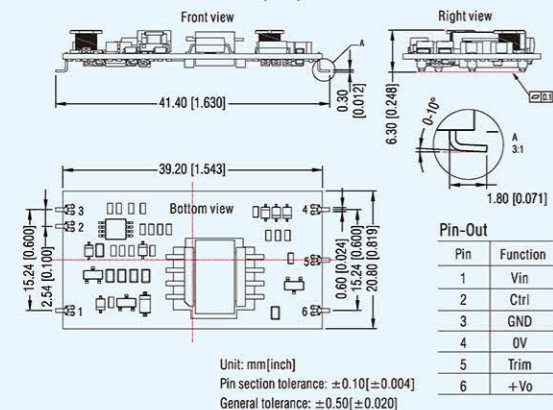
1 URB_JD-10W (DIP package without shell) LxWxH:39.20 x 20.80 x 6.10(mm)



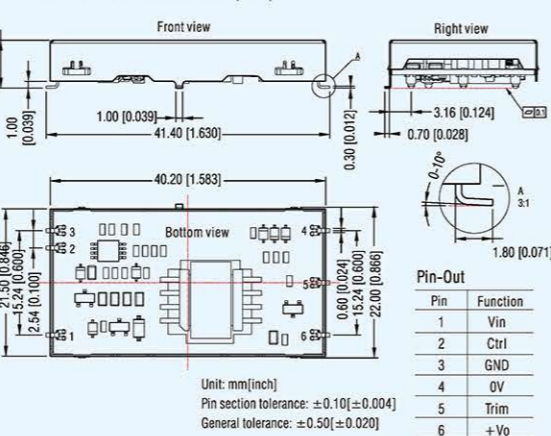
URB_JMD-10W (DIP package with shell) LxWxH:40.20 x 22.00 x 6.80(mm)



2 URB_JT-10W (SMD package without shell) LxWxH:41.40 x 20.80 x 6.30(mm)



URB_JMT-10W (SMD package with shell) LxWxH:41.40 x 22.00 x 7.00(mm)



7mm Ultra-thin Wide Input Series DIP/SMD package (15W)

Features:

- Isolation voltage: 1500VDC
- Operating temperature range: -40°C to +85°C
- Efficiency up to 89%
- Input under-voltage, output short-circuit, over-current, over-voltage protections
- Ultra-small DIP/SMD packages
- EN62368 approved, meets IEC/UL62368 standards

URB_J(M)D/T-15W

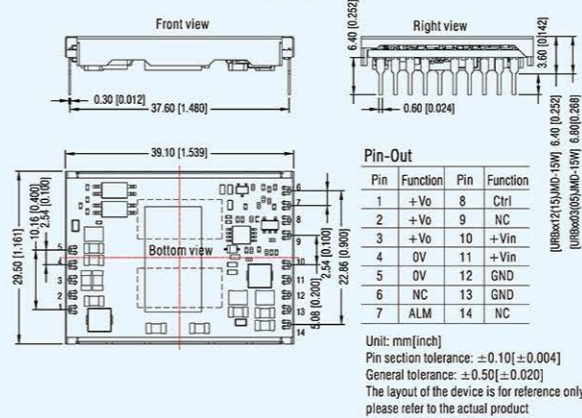
Selection Guide

Part No.	Power	Input Voltage (VDC)	Output Voltage/Current (Vo/Io)	Isolation (VDC)	Eff(%) (min./typ.)
URB2403J(M)D/T-15W	15W		3.3V/4500mA		86/88
URB2405J(M)D/T-15W	15W	9-36 (24VDC)	5V/3000mA	1500	86/88
URB2412J(M)D/T-15W	15W		12V/1250mA		87/89
URB2415J(M)D/T-15W	15W		15V/1000mA		87/89

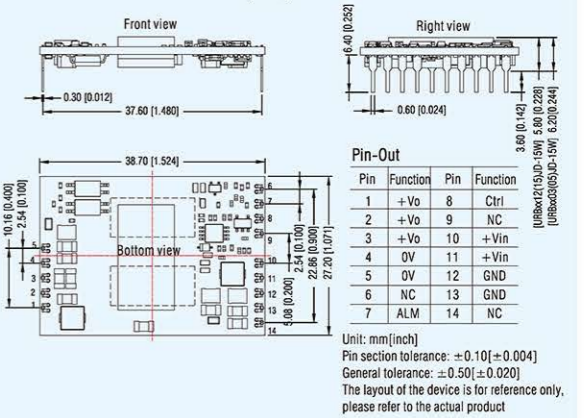


Package Dimension

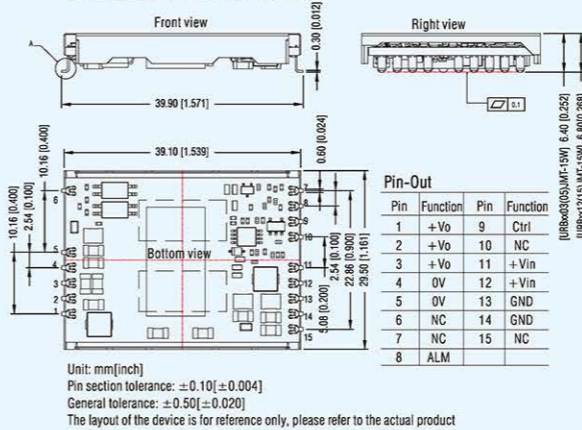
1 URB_JMD-15W (DIP package with shell) LxWxH:39.10 x 29.50 x 6.80(mm)



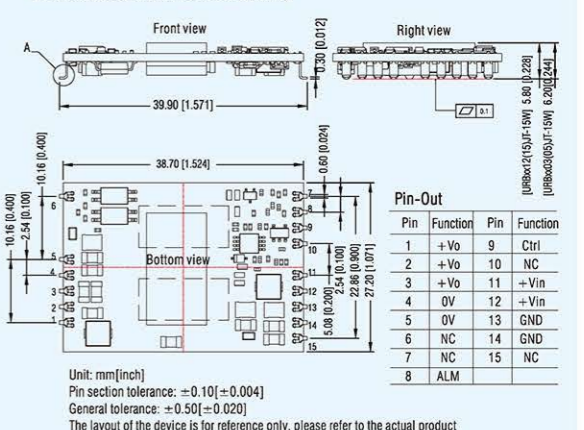
URB_JD-15W (DIP package without shell) LxWxH:38.70 x 27.20 x 6.20(mm)



2 URB_JMT-15W (SMD package with shell) LxWxH:39.90 x 29.50 x 6.80(mm)



URB_JT-15W (SMD package without shell) LxWxH:39.90 x 27.20 x 6.20(mm)



8:1 Ultra-wide Input UW Series (1-3W)

Features:

- Isolation voltage: 3000VDC
- Operating temperature range: -40°C to +105°C
- Widely used in medical, industrial control, electric power, instrumentation, communication applications
- Wide input voltage range (8:1)
- No-load power consumption as low as 0.12W
- Input under-voltage, output short-circuit, over-current protections
- EN62368 approved



UWE_S-1WR3



Selection Guide

Part No.	Power	Input Voltage (VDC)	Output Voltage/Current (Vo/Io)	Isolation (VDC)	Eff.(%) (min./typ.)
UWE1205S-1WR3	1W		± 5V/ ± 100mA		69/71
UWE1212S-1WR3	1W	4.5-36 (12VDC)	± 12V/ ± 42mA	3000	72/74
UWE1215S-1WR3	1W		± 15V/ ± 33mA		72/74

UWF_S-1WR3



Selection Guide

Part No.	Power	Input Voltage (VDC)	Output Voltage/Current (Vo/Io)	Isolation (VDC)	Eff.(%) (min./typ.)
UWF1205S-1WR3	1W		5V/200mA		69/71
UWF1209S-1WR3	1W	4.5-36 (12VDC)	9V/111mA	3000	69/72
UWF1212S-1WR3	1W		12V/83mA		72/74
UWF1215S-1WR3	1W		15V/67mA		72/74

UWE_S-3WR3



Selection Guide

Part No.	Power	Input Voltage (VDC)	Output Voltage/Current (Vo/Io)	Isolation (VDC)	Eff.(%) (min./typ.)
UWE1205S-3WR3	3W		± 5V/ ± 300mA		75/77
UWE1212S-3WR3	3W	4.5-36 (12VDC)	± 12V/ ± 125mA	3000	77/79
UWE1215S-3WR3	3W		± 15V/ ± 100mA		77/79

UWF_S-3WR3

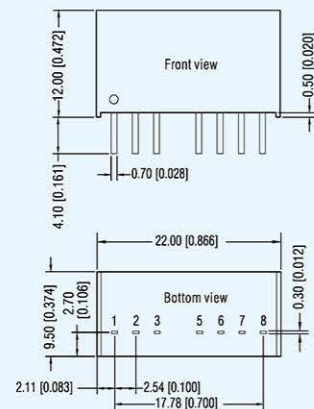


Selection Guide

Part No.	Power	Input Voltage (VDC)	Output Voltage/Current (Vo/Io)	Isolation (VDC)	Eff.(%) (min./typ.)
UWF1205S-3WR3	3W		5V/600mA		75/77
UWF1212S-3WR3	3W	4.5-36 (12VDC)	12V/250mA	3000	77/79
UWF1215S-3WR3	3W		15V/200mA		77/79

Package Dimension

UWE/F_S-1WR3, UWE/F_S-3WR3 Series: LxWxH:22.00 x 9.50 x 12.00(mm)



Pin-Out

Pin	Single	Dual
1	GND	GND
2	Vin	Vin
3	NC	NC
5	NC	NC
6	+Vo	+Vo
7	OV	OV
8	NC	-Vo

NC: No connection

Unit: mm[inch]

Pin section tolerance: ±0.10[±0.004]

General tolerance: ±0.50[±0.020]

12:1 Ultra-wide Input UWTH1D Series (50-100W)

Features:

- reinforced insulation, Isolation voltage: 3000VAC
- Operating temperature range: -40°C to +105°C
- Suitable for railway application
- Wide input voltage range: 14-160VDC
- International standard pin-out
- Input under-voltage, output short-circuit, over-current protection
- Meets railway standard EN50155



UWTH1D_QB-50WR3S



Selection Guide

Part No.	Power	Input Voltage (VDC)	Output Voltage/Current (Vo/Io)	Isolation (VAC)	Eff.(%) (min./typ.)
UWTH1D12QB-50W(H/F)R3S	50W		12V/4160mA		88/90
UWTH1D15QB-50W(H/F)R3S	50W		15V/3330mA		88/90
UWTH1D24QB-50W(H/F)R3S	50W	14-160 (110VDC)	24V/2080mA	3000	86/88
UWTH1D28QB-50W(H/F)R3S	50W		28V/1790mA		86/88
UWTH1D48QB-50W(H/F)R3S	50W		48V/1040mA		88/90
UWTH1D54QB-50W(H/F)R3S	50W		54V/930mA		88/90

UWTH1D_QB-100WR3

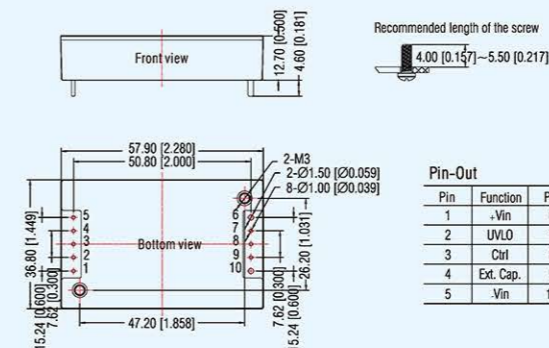


Selection Guide

Part No.	Power	Input Voltage (VDC)	Output Voltage/Current (Vo/Io)	Isolation (VAC)	Eff.(%) (min./typ.)
UWTH1D12QB-100W(H/F)R3	100W		12V/8330mA		88/90
UWTH1D15QB-100W(H/F)R3	100W		15V/6670mA		88/90
UWTH1D24QB-100W(H/F)R3	100W	14-160 (110VDC)	24V/4160mA	3000	87/89
UWTH1D28QB-100W(H/F)R3	100W		28V/3570mA		87/89
UWTH1D48QB-100W(H/F)R3	100W		48V/2080mA		88/90
UWTH1D54QB-100W(H/F)R3	100W		54V/1850mA		88/90

Package Dimension

UWTH1D-QB-50WR3S/UWTH1D-QB-100WR3 Series: LxWxH:57.90 x 36.80 x 12.70(mm)



Recommended length of the screw

4.00 [0.157] - 5.50 [0.217]

Pin-Out

Pin	Function	Pin	Function
1	+Vin	6	-Vo
2	UVLO	7	Sense-
3	Ctrl	8	Trim
4	Ext. Cap.	9	Sense+
5	-Vin	10	+Vo

Unit: mm[inch]

Pin 1,2,3,4,5,7,8,9's diameter: 1.00[0.039]

Pin 6,10's diameter: 1.50[0.059]

Pin section tolerance: ±0.10[±0.004]

General tolerance: ±0.50[±0.020]

Mounting hole screwing torque: Max 0.4 N.m

Ultra-wide high Input voltage PV Series (5-20W)

Features:

- Operating temperature range: -40°C to +70°C
- Efficiency up to 85%
- Ultra-wide input voltage range: 100-1200VDC
Widely used in PV & high voltage applications
- Input reverse voltage, over-voltage, output short-circuit protections
- Meets EN62109 standard
- High reliability, long lifespan, 3 years warranty



PV05/10-27BxxR2



Selection Guide

Part No.	Power	Input Voltage (VDC)	Output Voltage/Current (Vo/Io)	Isolation (VAC)	Eff(%) (typ.)
PV05-27B05R2	5W	100-1000	5V/1000mA	4000	72
PV10-27B05R2	10W	100-1000	5V/2000mA	4000	72
PV10-27B09R2	10W	100-1000	9V/1110mA	4000	76
PV10-27B24R2	10W	100-1000	24V/420mA	4000	80

Note: Chassis mounting series: with the suffix "A2C". DIN rail mounting series: with the suffix "A4C". A2C/A4C packaged products meet CE standard.

PV10-27Cxx



Selection Guide

Part No.	Power	Input Voltage (VDC)	Output Voltage/Current (Vo/Io)	Isolation (VAC)	Eff(%) (typ.)
PV10-27C050524	10W	200-1200	5V/1000mA 5V/400mA 24V/100mA	4000	72

PV15-29Cxx



Selection Guide

Part No.	Power	Input Voltage (VDC)	Output Voltage/Current (Vo/Io)	Isolation (VAC)	Eff(%) (typ.)
PV15-29C050505	15W	200-1500	Vo1/Io1: 5V/1500mA Vo2/Io2: 5V/800mA Vo3/Io3: 5V/400mA	4000	76
PV15-29C050524	15W	200-1500	Vo1/Io1: 5V/1500mA Vo2/Io2: 5V/600mA Vo3/Io3: 24V/150mA	4000	76

PV15-27BxxR3



Selection Guide

Part No.	Power	Input Voltage (VDC)	Output Voltage/Current (Vo/Io)	Isolation (VAC)	Eff(%) (typ.)
PV15-27B12R3	15W	100-1000	12V/1.25A	4000	81
PV15-27B15R3	15W	100-1000	15V/1.00A	4000	81
PV15-27B24R3	15W	100-1000	24V/0.625A	4000	83

PV15-29BxxR3

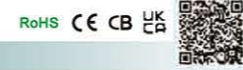


Selection Guide

Part No.	Power	Input Voltage (VDC)	Output Voltage/Current (Vo/Io)	Isolation (VAC)	Eff(%) (typ.)
PV15-29B05R3	10W	200-1500	5V/2000mA	4000	64
PV15-29B12R3	15W	200-1500	12V/1250mA	4000	71
PV15-29B15R3	15W	200-1500	15V/1000mA	4000	80
PV15-29B24R3	15W	200-1500	24V/625mA	4000	83

Note: Chassis mounting series: with the suffix "A5". DIN rail mounting series: with the suffix "A6".

PV20-25B24



Selection Guide

Part No.	Power	Input Voltage (VDC)	Output Voltage/Current (Vo/Io)	Isolation (VAC)	Eff(%) (typ.)
PV20-25B24	20W	80-745	24V/833mA	4000	86

PV20-27A15

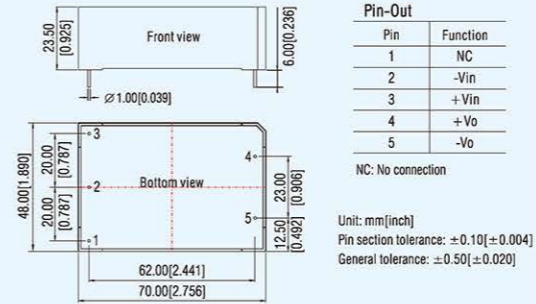


Selection Guide

Part No.	Power	Input Voltage (VDC)	Output Voltage/Current (Vo/Io)	Isolation (VAC)	Eff(%) (typ.)
PV20-27A15	20W	200-1100	Vo1/Io1: -15V/-667mA Vo2/Io2: 15V/667mA	4000	81

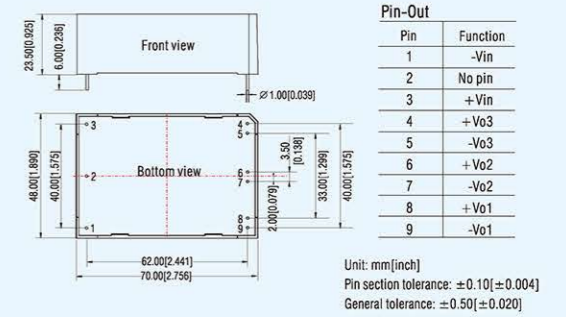
Package Dimension

1 PV05/10-27BxxR2 Series: LxWxH: 70.00 x 48.00 x 23.50(mm)

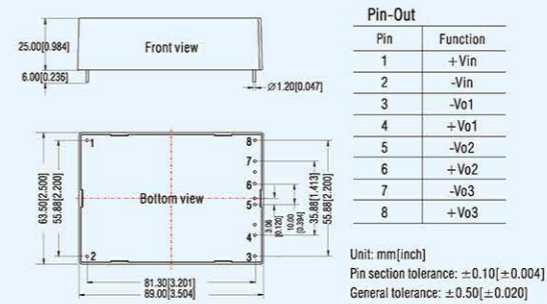


Note: Chassis mounting series: with the suffix "A2". DIN rail mounting series: with the suffix "A4". Please refer to the actual product for detailed dimensions

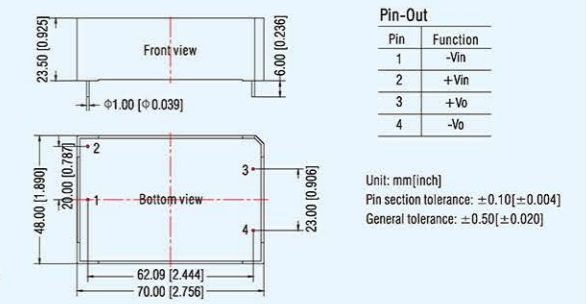
2 PV10-27Cxx Series: LxWxH: 70.00 x 48.00 x 23.50(mm)



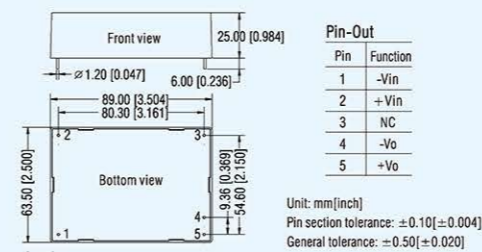
3 PV15-29Cxx Series: LxWxH: 89.00 x 63.50 x 25.00(mm)



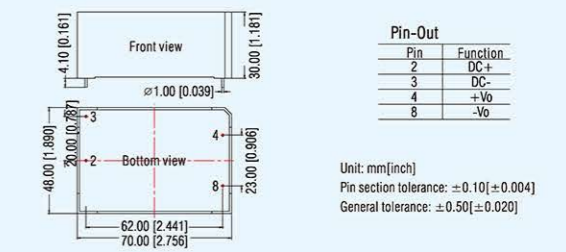
4 PV15-27BxxR3 Series: LxWxH: 70.00 x 48.00 x 23.50(mm)



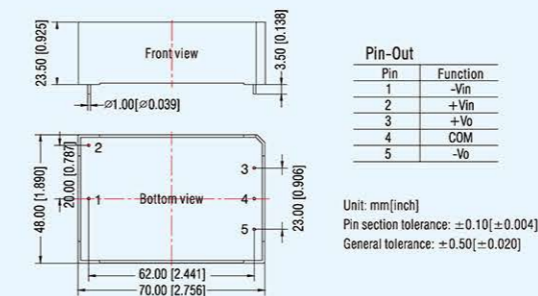
5 PV15-29BxxR3 Series: LxWxH: 89.00 x 63.50 x 25.00(mm)



6 PV20-25B24 Series: LxWxH: 70.00 x 48.00 x 30.00(mm)



7 PV20-27A15 Series: LxWxH: 70.00 x 48.00 x 23.50(mm)



Ultra-wide high Input voltage PV Series (25-60W)

Features:

- Operating temperature range: -40°C to +70°C
- Efficiency up to 85%
- Ultra-wide input voltage range: 100-1200VDC
Widely used in PV & high voltage applications
- Input reverse voltage, over-voltage, output short-circuit protections
- Meets EN62109 standard
- High reliability, long lifespan, 3 years warranty



PV25-24B12



Part No.	Power	Input Voltage (VDC)	Output Voltage/Current (Vo/Io)	Isolation (VAC)	Eff.(%) (typ.)
PV25-24B12	25W	64-256	12V/2100mA	4000	83

PV40-27BxxR2



Part No.	Power	Input Voltage (VDC)	Output Voltage/Current (Vo/Io)	Isolation (VAC)	Eff.(%) (typ.)
PV40-27B12R2	40W	200-1200	12V/3340mA	4000	83
PV40-27B15R2	40W		15V/2670mA		84
PV40-27B24R2	40W		24V/1670mA		85
PV40-27B28R2	40W		28V/1430mA		85

Note: Chassis mounting series: with the suffix "A5". DIN rail mounting series: with the suffix "A6".

PV40-29Bxx



Part No.	Power	Input Voltage (VDC)	Output Voltage/Current (Vo/Io)	Isolation (VAC)	Eff.(%) (typ.)
PV40-29B12	40W	200-1500	12V/3330mA	4000	78
PV40-29B15	40W		15V/2670mA		82
PV40-29B24	40W		24V/1670mA		83

Note: DIN rail mounting series: with the suffix "A8" or "A10". A8 series have built-in high-voltage fuses and EMC filter modules.

PV45-29Dxx



Part No.	Power	Input Voltage (VDC)	Output Voltage/Current (Vo/Io)	Isolation (VAC)	Eff.(%) (typ.)
PV45-29D1508-06	45W	150-1500	Vo1/Io1: 15V/2.66A Vo2/Io2: 8V/0.625A	4000	78
PV45-29D1505-10	45W	150-1500	Vo1/Io1: 15V/2.66A Vo2/Io2: 5V/1A	4000	78
PV45-29D1515-15	45W	150-1500	Vo1/Io1: 15V/1.53A Vo2/Io2: 15V/1.53A	4000	78

PV50-25Bxx



Part No.	Power	Input Voltage (VDC)	Output Voltage/Current (Vo/Io)	Isolation (VAC)	Eff.(%) (typ.)
PV50-25B12	50W	120-750	12V/4170mA	4000	83
PV50-25B24	50W	80-750	24V/2083mA	4000	85

PV50-29Dxx



Part No.	Power	Input Voltage (VDC)	Output Voltage/Current (Vo/Io)	Isolation (VAC)	Eff.(%) (typ.)
PV50-29D1505-20	50W	150-1500	Vo1/Io1: 15V/2.66A Vo2/Io2: 5V/2A	4000	78

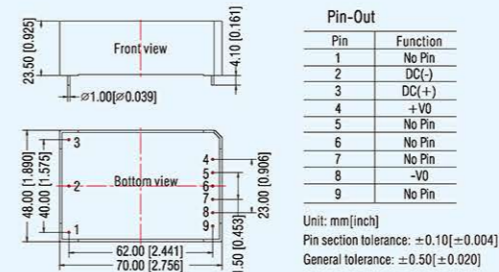
PV60-27Dxx



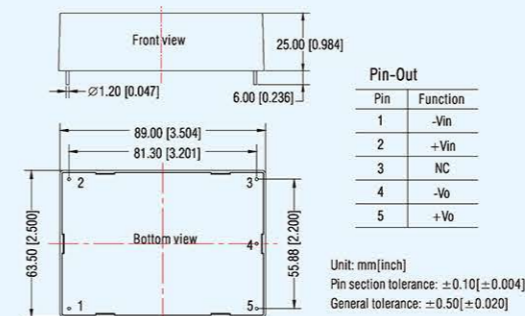
Part No.	Power	Input Voltage (VDC)	Output Voltage/Current (Vo/Io)	Isolation (VAC)	Eff.(%) (typ.)
PV60-27D1215-13	60W	200-1100	12V/3000mA 15V/1330mA	4000	85

Package Dimension

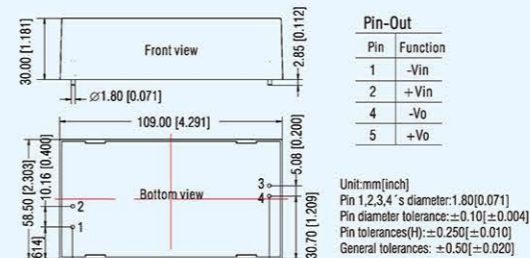
1 PV25-24B12 Series: LxWxH:70.00 x 48.00 x 23.50(mm)



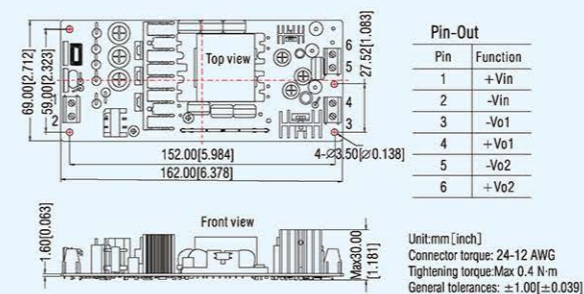
3 PV40-27BxxR2 Series: LxWxH:89.00 x 63.50 x 25.00(mm)



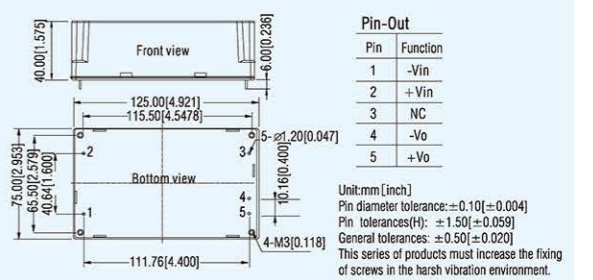
5 PV50-25Bxx Series: LxWxH:109.00 x 58.50 x 30.00(mm)



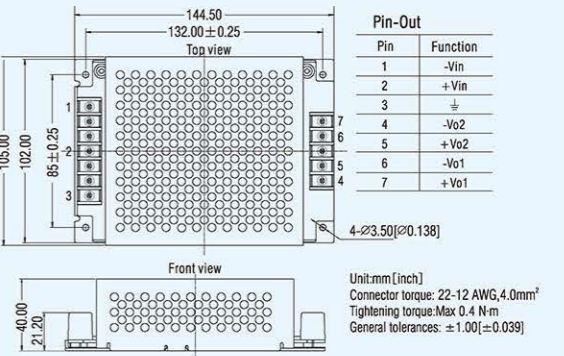
7 PV60-27Dxx Series: LxWxH:162.00 x 69.00 x 32.00(mm)



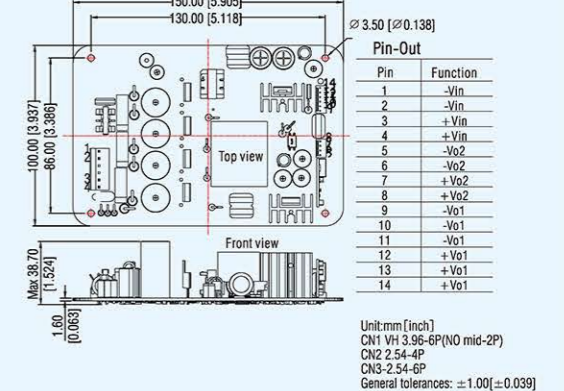
2 PV40-29Bxx Series: LxWxH:125.00 x 75.00 x 40.00(mm)



4 PV45-29Dxx Series: LxWxH:144.500 x 105.00 x 40.00(mm)



6 PV50-29Dxx Series: LxWxH:150.00 x 100.00 x 38.70(mm)



Ultra-wide high Input voltage PV Series (75-350W)

Features:

- Operating temperature range: -40°C to +70°C
- Efficiency up to 85%
- Ultra-wide input voltage range: 100-1200VDC
Widely used in PV & high voltage applications
- Input reverse voltage, over-voltage, output short-circuit protections
- Meets EN62109 standard
- High reliability, long lifespan, 3 years warranty



PV75-36Dxx

Selection Guide

Part No.	Output power		Input Voltage (VDC)	Nominal output voltage and current			Efficiency (% Typ.)	Capacitive load (μF) Max.		Isolation (VDC)
	Steady state	Transient		Vo1/lo1 (Constant voltage mode)	Vo2/lo2** (Constant current mode)	Steady state (Constant voltage mode)		Vo1	Vo2	
PV75-36D15400-01	32W	75W	250-3300	15V/2000mA	20-400V/112.5mA	400V/5mA	70	2000	560	6000

Note: * The working time of constant current mode is $\leq 2s$ (Typ.), the interval is 1.5s (Typ.).

**At room temperature, 560uF capacitor can be charged to 400V in 2 seconds; The output current of the Vo2 constant current mode is 112.5mA (Typ.), the output voltage of constant voltage mode is 400V (Typ.).

PV120-27Bxx

Selection Guide

Part No.	Power	Input Voltage (VDC)	Output Voltage/Current (Vo/Io)	Isolation (VAC)	Eff.(%) (typ.)
PV120-27B12	90W	200-1100	12V/7.500A	4000	84
PV120-27B15	100W	200-1100	15V/6.670A	4000	85
PV120-27B24	120W	200-1100	24V/5.000A	4000	87
PV120-27B26	120W	200-1100	26V/4.616A	4000	87
PV120-27B28	120W	200-1100	28V/4.286A	4000	87
PV120-27B48	120W	200-1100	48V/2.500A	4000	89

PV150-29BxxL

Selection Guide

Part No.	Power	Input Voltage (VDC)	Output Voltage/Current (Vo/Io)	Isolation (VAC)	Eff.(%) (typ.)
PV150-29B24L	150W	250-1500	24V/6250mA	4000	89
PV150-29B28L	150W	250-1500	28V/5360mA	4000	89
PV150-29B32L	150W	250-1500	32V/4690mA	4000	89

PV200-29Bxx

Selection Guide

Part No.	Power	Input Voltage (VDC)	Output Voltage/Current (Vo/Io)	Isolation (VAC)	Eff.(%) (typ.)
PV200-29B24	200W	300-1500	24V/8.4A	4000	86
PV200-29B48	200W	300-1500	48V/4.2A	4000	87
PV200-29B32	200W	300-1500	32V/6.25A	4000	87

PV150-29Bxx

Selection Guide

Part No.	Power	Input Voltage (VDC)	Output Voltage/Current (Vo/Io)	Isolation (VAC)	Eff.(%) (typ.)
PV150-29B12	120W	250-1500	12V/10000mA	4000	84
PV150-29B15	120W	250-1500	15V/8000mA	4000	85
PV150-29B24	150W	250-1500	24V/6250mA	4000	87
PV150-29B28	150W	250-1500	28V/5360mA	4000	87
PV150-29B32	150W	250-1500	32V/4690mA	4000	87
PV150-29B48	150W	250-1500	48V/3125mA	4000	88

PV200-27Bxx

Selection Guide

Part No.	Power	Input Voltage (VDC)	Output Voltage/Current (Vo/Io)	Isolation (VAC)	Eff.(%) (typ.)
PV200-27B12	120W	200-1000	12V/10A	4000	86
PV200-27B15	150W	200-1000	15V/10A	4000	87
PV200-27B24	200W	200-1000	24V/8.333A	4000	87
PV200-27B26	200W	200-1000	26V/7.692A	4000	87
PV200-27B48	200W	200-1000	48V/4.166A	4000	87

PV350-29Bxx(-TR)

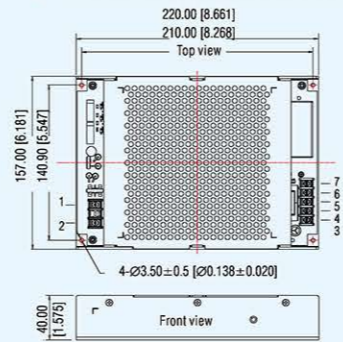
Selection Guide

Part No.	Power	Input Voltage (VDC)	Output Voltage/Current (Vo/Io)	Isolation (VAC)	Eff.(%) (typ.)
PV350-29B24	350.4W	300-1500	24V/16.5A	4000	92
PV350-29B28	350.0W	300-1500	28V/14A	4000	92
PV350-29B32	350.4W	300-1500	32V/12.2A	4000	92
PV350-29B24-TR	350.4W	300-1500	24V/16.5A	4000	92
PV350-29B28-TR	350.0W	300-1500	28V/14A	4000	92
PV350-29B32-TR	350.4W	300-1500	32V/12.2A	4000	92

Note: The lockout deactivation range of PV350-29Bxx-TR is 100VDC higher than the PV350-29Bxx series.

Package Dimension

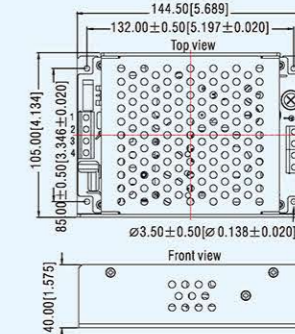
1 PV75-36Dxx Series: LxWxH:220.00 x 157.00 x 40.00(mm)



Pin	Function
1	+Vin
2	-Vin
3	Vo2-
4	Vo2+
5	NC
6	Vo1-
7	Vo1+

Unit: mm [inch]
Connector torque: 22-12 AWG
Tightening torque: Max 0.5 N·m
General tolerances: ±1.00 [±0.039]

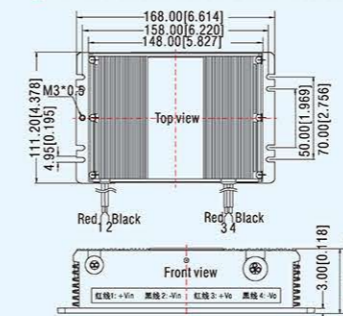
2 PV120-27Bxx Series: LxWxH:144.50 x 105.00 x 40.00(mm)



Pin	Function
1	+Vin
2	NC
3	-Vin
4	PE
5,6	-Vo
7,8	+Vo

Unit: mm [inch]
Connector torque: 24-12 AWG
Tightening torque: Max 0.4 N·m
General tolerances: ±1.00 [±0.039]

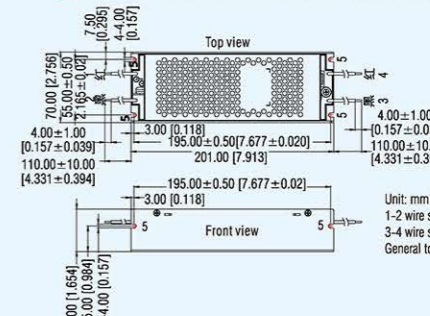
3 PV150-29Bxx Series: LxWxH:168.00 x 111.20 x 42.50(mm)



Pin	Function
1	+Vin
2	-Vin
3	+Vo
4	-Vo
5	PE

Unit: mm [inch]
General tolerance: ±1.00 [±0.039]

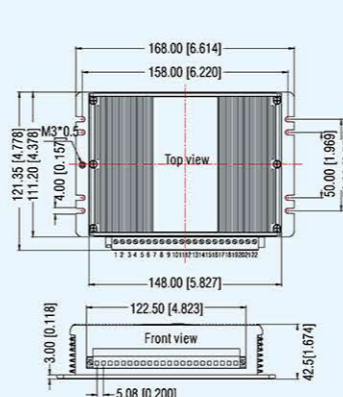
4 PV150-29BxxL Series: LxWxH: 201.00 x 70.00 x 42.00 (mm)



Pin	Function
1	+Vin
2	-Vin
3	-Vo
4	+Vo
5	PE

Unit: mm [inch]
1-2 wire spec.: UI3239 18AWG
3-4 wire spec.: UI1015 14AWG
General tolerances: ±1.00 [±0.039]

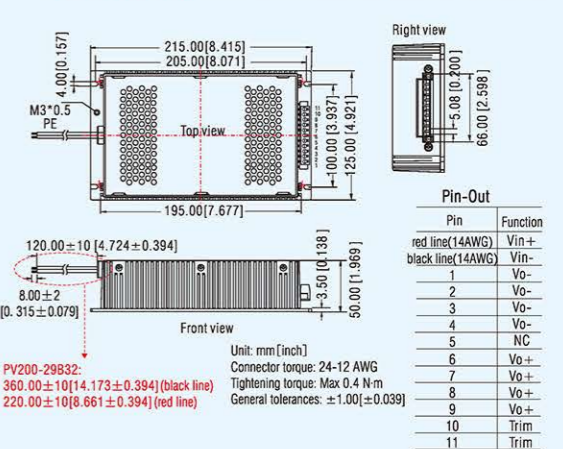
5 PV200-27Bxx Series: LxWxH:168.00 x 121.35 x 42.50(mm)



Pin	Function	Pin	Function
1	Vin+	12	NC
2	NC	13	NC
3	NC	14	NC
4	Vin-	15	NC
5	NC	16	Trim
6	NC	17	Vo-
7	PE	18	Vo-
8	NC	19	Vo-
9	NC	20	Vo+
10	NC	21	Vo+
11	NC	22	Vo+

Unit: mm [inch]
Connector torque: 28-12 AWG
Tightening torque: Max 0.4 N·m
General tolerances: ±1.00 [±0.039]

6 PV200-29Bxx Series: LxWxH:215.00 x 125.00 x 50.00(mm)

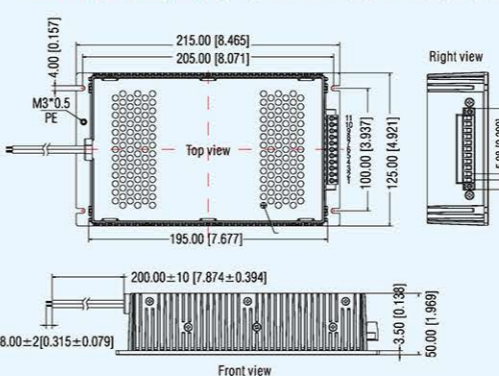


Pin	Function
1	Vin+ (red line/14AWG)
2	Vin- (black line/14AWG)
3	Vo-
4	Vo-
5	NC
6	Vo+
7	Vo+
8	Vo+
9	Vo+
10	Trim
11	Trim

Unit: mm [inch]
Connector torque: 24-12 AWG
Tightening torque: Max 0.4 N·m
General tolerances: ±1.00 [±0.039]

* PV200-29B32:
360.00 ± 10 [14.173 ± 0.394] (black line)
220.00 ± 10 [8.661 ± 0.394] (red line)

7 PV350-29Bxx(-TR) Series: LxWxH:215.00 x 125.00 x 50.00(mm)



Pin	Function	Pin	Function
red line(14AWG)	+Vin	6	-Vo
black line(14AWG)	-Vin	7	-Vo
1	NC	8	+Vo
2	NC	9	+Vo
3	NC	10	+Vo
4	-Vo	11	+Vo
5	-Vo		

Unit: mm [inch]
ADJ: Output adjustable resistor
Wire range: 16-12 AWG(At least 3 pins)
14-12 AWG(At least 2 pins)
Connector tightening torque: 0.5 ± 0.05 N·m
General tolerances: ±1.00 [±0.039]
Tightening torque: Max 0.4 N·m
The product must be installed in prevent fire and electric shock of enclosure for terminal use.

Railway Application URB/F1D Series (6-40W)

Features:

- Reinforced insulation, Isolation voltage: 2250/3000VDC
- Operating temperature range: -40°C to +85°C
- Suitable for railway application
- Wide input voltage range: 40-160VDC
- Input under-voltage, output short-circuit, over-current, over-voltage protections
- Meets railway standard EN50155



URA1D_YMD-6WR3

Part No.	Power	Input Voltage (VDC)	Output Voltage/Current (Vo/Io)	Isolation (VDC)	Eff(%) (min./typ.)
URA1D05YMD-6WR3	6W	40-160	± 5V/± 600mA	2250	78/80
URA1D12YMD-6WR3	6W	(110VDC)	± 12V/± 250mA	(DIP)	82/84
URA1D15YMD-6WR3	6W	(110VDC)	± 15V/± 200mA	(DIP)	83/85

URB1D_YMD-6WR3

Part No.	Power	Input Voltage (VDC)	Output Voltage/Current (Vo/Io)	Isolation (VDC)	Eff(%) (min./typ.)
URB1D05YMD-6WR3	6W	40-160	5V/1200mA	2250	78/80
URB1D12YMD-6WR3	6W	(110VDC)	12V/500mA	(DIP)	82/84
URB1D15YMD-6WR3	6W	(110VDC)	15V/400mA	(DIP)	83/85
URB1D24YMD-6WR3	6W	(110VDC)	24V/250mA	(DIP)	84/86

URA1D_(X)LMD-10WR3

Part No.	Power	Input Voltage (VDC)	Output Voltage/Current (Vo/Io)	Isolation (VDC)	Eff(%) (min./typ.)
URA1D05(X)LMD-10WR3	10W	40-160	± 5V/± 1000mA	2250	78/80
URA1D12(X)LMD-10WR3	10W	(110VDC)	± 12V/± 417mA	(DIP)	82/84
URA1D15(X)LMD-10WR3	10W	(110VDC)	± 15V/± 334mA	(DIP)	82/84

URB1D_LMD-15WR3

Part No.	Power	Input Voltage (VDC)	Output Voltage/Current (Vo/Io)	Isolation (VDC)	Eff(%) (min./typ.)
URB1D03LMD-15WR3	13.2W	40-160	3.3V/4000mA	2250	80/82
URB1D05LMD-15WR3	15W	(110VDC)	5V/2000mA	(DIP)	82/84
URB1D12LMD-15WR3	15W	(110VDC)	12V/1250mA	(DIP)	82/84
URB1D15LMD-15WR3	15W	(110VDC)	15V/1000mA	(DIP)	83/85
URB1D24LMD-15WR3	15W	(110VDC)	24V/625mA	(DIP)	83/85

URB1D_LD-20WR3

Part No.	Power	Input Voltage (VDC)	Output Voltage/Current (Vo/Io)	Isolation (VDC)	Eff(%) (min./typ.)
URB1D03LD-20WR3	16.5W	40-160	3.3V/5000mA	2250	80/82
URB1D05LD-20WR3	20W	(110VDC)	5V/4000mA	(DIP)	83/85
URB1D12LD-20WR3	20W	(110VDC)	12V/1667mA	(DIP)	84/86
URB1D15LD-20WR3	20W	(110VDC)	15V/1333mA	(DIP)	84/86
URB1D24LD-20WR3	20W	(110VDC)	24V/833mA	(DIP)	85/87

URB1D_LMD-10WR3

Part No.	Power	Input Voltage (VDC)	Output Voltage/Current (Vo/Io)	Isolation (VDC)	Eff(%) (min./typ.)
URB1D03LMD-10WR3	8W	40-160	3.3V/2400mA	2250	74/76
URB1D05LMD-10WR3	10W	(110VDC)	5V/2000mA	(DIP)	78/80
URB1D12LMD-10WR3	10W	(110VDC)	12V/833mA	(DIP)	82/84
URB1D15LMD-10WR3	10W	(110VDC)	15V/667mA	(DIP)	82/84
URB1D24LMD-10WR3	10W	(110VDC)	24V/417mA	(DIP)	83/85

URB1D_LMD-20WR3

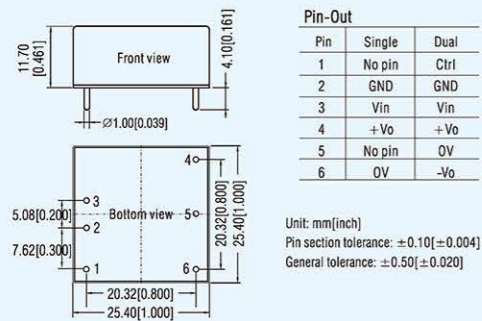
Part No.	Power	Input Voltage (VDC)	Output Voltage/Current (Vo/Io)	Isolation (VDC)	Eff(%) (min./typ.)
URB1D03LMD-20WR3	16.5W	40-160	3.3V/5000mA	2250	80/82
URB1D05LMD-20WR3	20W	(110VDC)	5V/4000mA	(DIP)	82/84
URB1D12LMD-20WR3	20W	(110VDC)	12V/1667mA	(DIP)	83/85
URB1D15LMD-20WR3	20W	(110VDC)	15V/1333mA	(DIP)	84/86
URB1D24LMD-20WR3	20W	(110VDC)	24V/833mA	(DIP)	84/86

URE1D_LD-20WR3

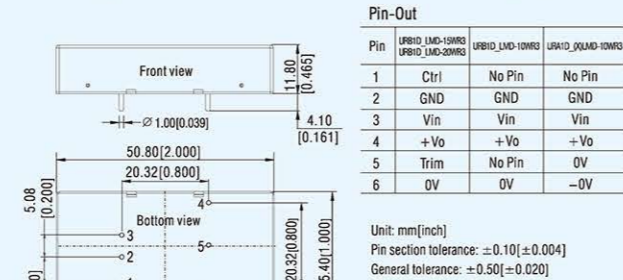
Part No.	Power	Input Voltage (VDC)	Output Voltage/Current (Vo/Io)	Isolation (VDC)	Eff(%) (min./typ.)
URE1D12LD-20WR3	20W	40-160	± 12V/± 833mA	3000	83/85
URE1D15LD-20WR3	20W	(110VDC)	± 15V/± 667mA	(DIP)	84/86
URE1D24LD-20WR3	20W	(110VDC)	± 24V/± 417mA	(DIP)	84/86

Package Dimension

1 URA1D_YMD-6WR3/URB1D_YMD-6WR3 Series: LxWxH:25.40 x 25.40 x 11.70(mm)



2 URA1D_(X)LMD-10WR3/URB1D_LMD-10WR3/URB1D_LMD-15WR3/URB1D_LMD-20WR3 Series: LxWxH:50.80 x 25.40 x 11.80(mm)

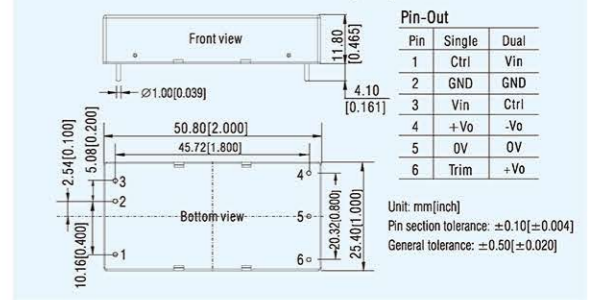


URF1D_LD-40WR3

Part No.	Power	Input Voltage (VDC)	Output Voltage/Current (Vo/Io)	Isolation (VDC)	Eff(%) (min./typ.)
URF1D03LD-40WR3	33W	40-160	3.3V/10000mA	3000	85/87
URF1D05LD-40WR3	40W	(110VDC)	5V/8000mA	(DIP)	86/88
URF1D12LD-40WR3	40W	(110VDC)	12V/3333mA	(DIP)	89/91
URF1D15LD-40WR3	40W	(110VDC)	15V/2667mA	(DIP)	89/91
URF1D24LD-40WR3	40W	(110VDC)	24V/1667mA	(DIP)	87/89
URF1D48LD-40WR3	40W	(110VDC)	48V/833mA	(DIP)	87/89

Package Dimension

3 URF1D_LD-40WR3/URE1D_LD-20WR3/URB1D_LD-20WR3 Series: LxWxH:50.80 x 25.40 x 11.80(mm)



Railway Application URF Series (37.5-100W)

Features:

- Isolation voltage: 3000VDC
- Operating temperature range: -40°C to +105°C
- Suitable for railway application
- Wide input voltage range: 43-160VDC
- Input under-voltage, output over-current, over-voltage, short-circuit protections
- International standard pin-out
- Meets railway standard EN50155



URF1D_QB-50WR3

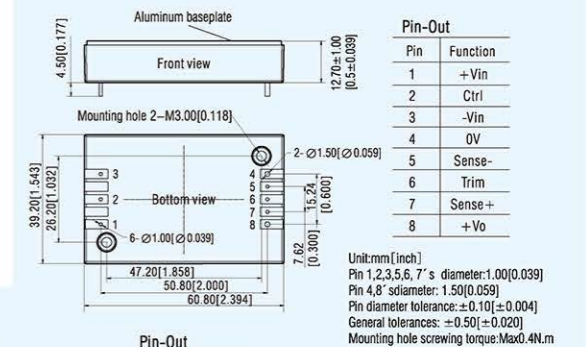
Part No.	Power	Input Voltage (VDC)	Output Voltage/Current (Vo/Io)	Isolation (VAC)	Eff(%) (min./typ.)
URF1D03QB-50W(H)R3	37.5W	43-160	3.3V/11364mA	3000	84/86
URF1D05QB-50W(H)R3	50W	(110VDC)	5V/10000mA	(DIP)	85/87
URF1D12QB-50W(H)R3	50W	(110VDC)	12V/4167mA	(DIP)	86/88
URF1D15QB-50W(H)R3	50W	(110VDC)	15V/3333mA	(DIP)	86/88
URF1D24QB-50W(H)R3	50W	(110VDC)	24V/2083mA	(DIP)	87/89
URF1D48QB-50W(H)R3	50W	(110VDC)	48V/1041mA	(DIP)	85/87

URF1D_QB-75WR3

Part No.	Power	Input Voltage (VDC)	Output Voltage/Current (Vo/Io)	Isolation (VAC)	Eff(%) (min./typ.)
URF1D03QB-75W(H)R3	56W	43-160	3.3V/17045mA	3000	84/86
URF1D05QB-75W(H)R3	75W	(110VDC)	5V/15000mA	(DIP)	86/88
URF1D12QB-75W(H)R3	75W	(110VDC)	12V/6250mA	(DIP)	87/89
URF1D15QB-75W(H)R3	75W	(110VDC)	15V/5000mA	(DIP)	87/89
URF1D24QB-75W(H)R3	75W	(110VDC)	24V/3125mA	(DIP)	89/91
URF1D48QB-75W(H)R3	75W	(110VDC)	48V/1563mA	(DIP)	86/88

Package Dimension

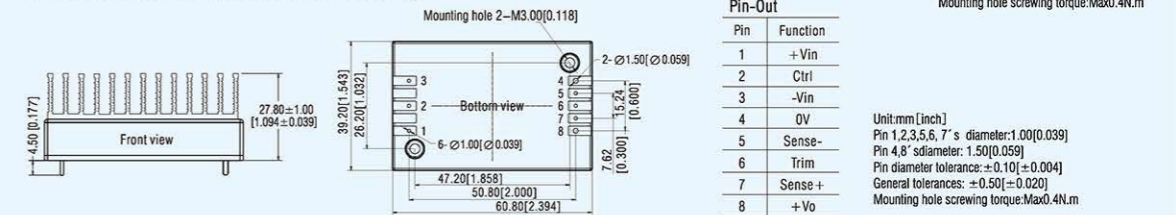
URF1D_QB Series Without heat sink: LxWxH:60.80 x 39.20 x 12.70(mm)



URF1D_QB-100WR3

Part No.	Power	Input Voltage (VDC)	Output Voltage/Current (Vo/Io)	Isolation (VAC)	Eff(%) (min./typ.)
URF1D03QB-100WR3	75W	43-160	3.3V/22727mA	3000	84/86
URF1D05QB-100WR3	100W	(110VDC)	5V/20000mA	(DIP)	86/88
URF1D12QB-100WR3	100W	(110VDC)	12V/8333mA	(DIP)	87/89
URF1D15QB-100WR3	100W	(110VDC)	15V/6667mA	(DIP)	87/89
URF1D24QB-100WR3	100W	(110VDC)	24V/4167mA	(DIP)	89/91
URF1D48QB-100WR3	100W	(110VDC)	48V/2083mA	(DIP)	86/88

With heat sink: LxWxH: 61.50 x 39.20 x 27.80(mm)



URF1D_HB-150WR3



Selection Guide

Part No.	Power	Input Voltage (VDC)	Output Voltage/Current (Vo/Io)	Isolation (VAC)	Eff(%) (min./typ.)
URF1D05HB-150WR3	120W	43-160 (110VDC)	5V/24000mA	3000	86/88
URF1D12HB-150WR3	150W		12V/12500mA		87/89
URF1D15HB-150WR3	150W		15V/10000mA		87/89
URF1D24HB-150WR3	150W		24V/6250mA		88/89
URF1D48HB-150WR3	150W		48V/3120mA		86/88

URF1D_FB-400W(H)R3



Selection Guide

Part No.	Power	Input Voltage (VDC)	Output Voltage/Current (Vo/Io)	Isolation (VAC)	Eff(%) (min./typ.)
URF1D05FB-400W(H)R3	320W	66-160 (110VDC)	5V/64000mA	3000	84/86
URF1D09FB-400W(H)R3	400W		9V/44440mA		88/90
URF1D12FB-400W(H)R3	400W		12V/33330mA		89/91
URF1D15FB-400W(H)R3	400W		15V/26670mA		89/91
URF1D24FB-400W(H)R3	400W		24V/16670mA		90/92
URF1D28FB-400W(H)R3	400W		28V/14290mA		90/92
URF1D48FB-400W(H)R3	400W		48V/8333mA		90/92
URF1D54FB-400W(H)R3	400W		54V/7410mA		90/92

URF1D_HB-250WR3



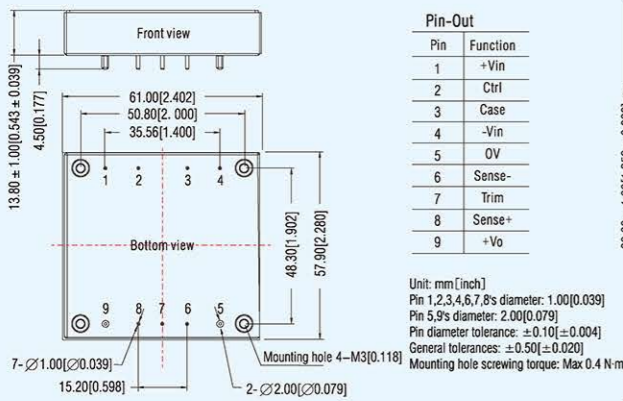
Selection Guide

Part No.	Power	Input Voltage (VDC)	Output Voltage/Current (Vo/Io)	Isolation (VAC)	Eff(%) (min./typ.)
URF1D05HB-250WR3	200W	66-160	5V/40000mA	3000	87/88
URF1D12HB-250WR3	250W		12V/16670mA		88/90
URF1D15HB-250WR3	250W		15V/13330mA		88/90
URF1D24HB-250WR3	250W		24V/8330mA		88/90
URF1D40HB-250WR3	250W		40V/5000mA		87/89
URF1D48HB-250WR3	250W		48V/4160mA		88/90
URF1D54HB-250WR3	250W		54V/3700mA		88/90

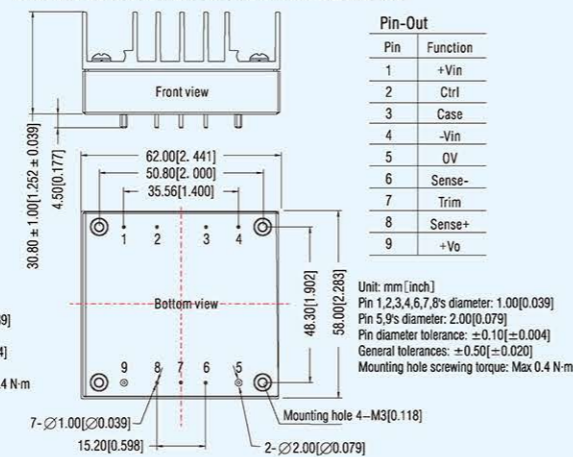
Package Dimension

1 URF1D_HB-150WR3/URF1D_HB-250WR3 Series

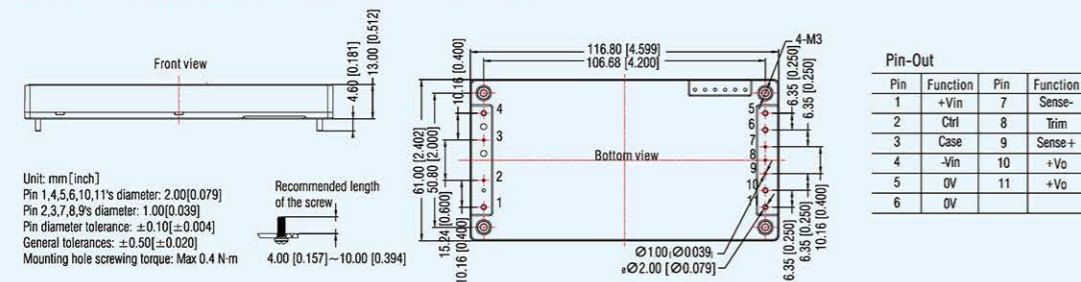
Without heat sink: LxWxH:61.00 x 57.90 x 13.80(mm)



With heat sink: LxWxH: 62.00 x 58.00 x 31.80(mm)



2 URF1D_FB-400W(H)R3 Series: LxWxH:116.80 x 61.00 x 13.00(mm)



Features:

- Isolation voltage: 4200VDC/3500VAC
- Operating temperature range: -40°C to +105°C
- Continuous short-circuit protection
- Compact SMD package
- EN62368 approved



CF0505XT-1WR3



Selection Guide

Part No.	Power	Input Voltage (VDC)	Output Voltage/Current (Vo/Io)	Isolation (VDC)	Eff(%) (min./typ.)
CF0505XT-1WR3	1W	4.5-5.5 (5VDC)	5V/200mA	3500	78/82

CFB0505XT-1WR3

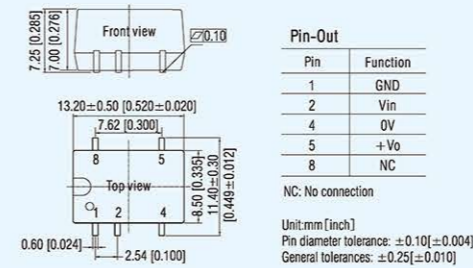


Selection Guide

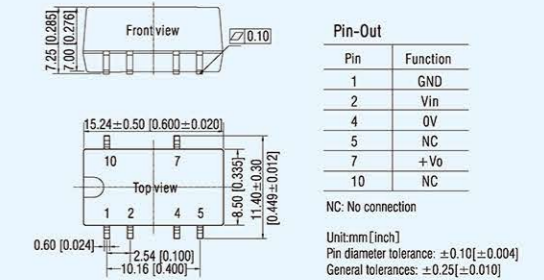
Part No.	Power	Input Voltage (VDC)	Output Voltage/Current (Vo/Io)	Isolation	Eff(%) (min./typ.)
CFB0505XT-1WR3	1W	4.5-5.5 (5VDC)	5V/200mA	3000VAC/4200VDC	78/82

Package Dimension

1 CF0505XT-1WR3 Series: LxWxH:13.20 x 11.40 x 7.25(mm)




2 CFB0505XT-1WR3 Series: LxWxH:15.24 x 11.40 x 7.25(mm)



Automotive Application C Series (3-6W)

Features:

- Isolation voltage: 3000VDC/4300VDC/3000VAC
- Operating temperature range: -40°C to +105°C
- Efficiency up to 82%
- No-load power consumption as low as 0.12W
- Meets AEC-Q100 standards
- EMI meets Automotive standards: EN55025/CISPR25 CLASS 4
- Input under-voltage, output short-circuit, over-current, over-voltage protections
- EN62368 approved



CWRF_S-3W

RoHS CE UK CB

Part No.	Power	Input Voltage (VDC)	Output Voltage/Current (Vo/Io)	Isolation (VDC)	Eff (%) (min./typ.)
CWRF1215S-3W	3W	7-18 (12VDC)	15V/200mA	4300	80/82

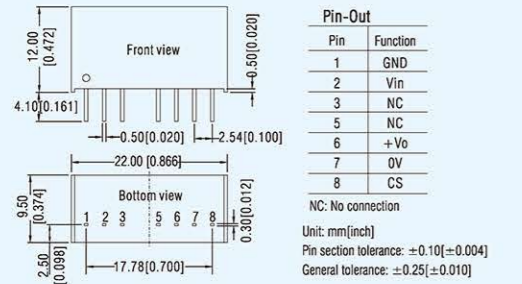
CUWF_J(Y)T-3WR3

RoHS CE UK CB

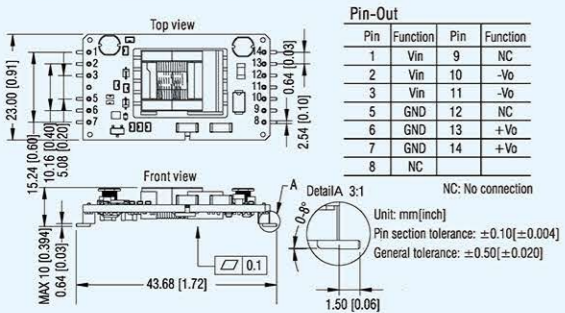
Part No.	Power	Input Voltage (VDC)	Output voltage (Vo)	Output current (Io1/Io2)	Isolation (VAC)	Eff (%) (min./typ.)
CUWF2405J(Y)T-3WR3	3W		5V	480/600mA		74/76
CUWF2412J(Y)T-3WR3	3W	6-42 (24VDC)	12V	200/250mA	3000	76/78
CUWF2415J(Y)T-3WR3	3W		15V	160/200mA		76/78
CUWF2424J(Y)T-3WR3	3W		24V	100/125mA		78/80

Package Dimension

1 CWRF_S-3W Series: LxWxH: 22.00 x 9.50 x 12.00 (mm)



3 CUWF24_JT-3WR3/CUWF24_JT-6WR3 Series: LxWxH: 43.68 x 23.0 x 10.00 (mm)



CVRC_JD-6WR3

RoHS CE UK CB

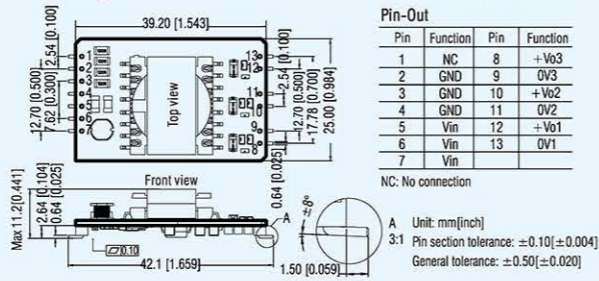
Part No.	Power	Input Voltage (VDC)	Output Voltage/Current (Vo/Io)	Isolation (VDC)	Eff (%) (min./typ.)
CVRC1215JD-6WR3	6W	9-18 (12VDC)	15V/200mA 15V/100mA 15V/100mA	3000	80/82

CUWF_J(Y)T-6WR3

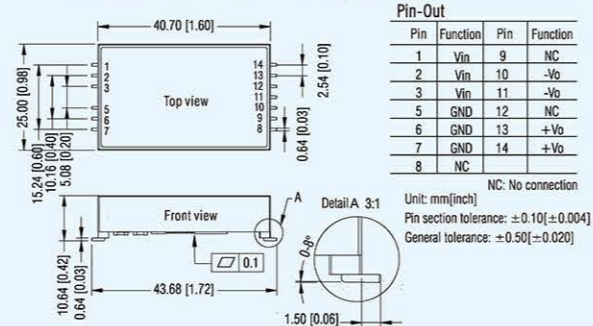
RoHS CE UK CB

Part No.	Power	Input Voltage (VDC)	Output voltage (Vo)	Output current (Io1/Io2)	Isolation (VAC)	Eff (%) (min./typ.)
CUWF2405J(Y)T-6WR3	6W		5V	960/1200mA		76/78
CUWF2412J(Y)T-6WR3	6W	6-42 (24VDC)	12V	400/500mA	3000	78/80
CUWF2415J(Y)T-6WR3	6W		15V	320/400mA		78/80
CUWF2424J(Y)T-6WR3	6W		24V	200/250mA		80/82

2 CVRC_JD-6WR3 Series: LxWxH: 42.10 x 25.00 x 11.20 (mm)



4 CUWF24_JYT-3WR3/CUWF24_JYT-6WR3 Series: LxWxH: 43.68 x 25.00 x 10.64 (mm)



Automotive Application C Series (6-8W)

Features:

- Operating temperature range: -40°C to +105°C
- Meets AEC-Q100 standards, EN62368 approved
- Production process meets IATF16949 system
- EMI meets Automotive standards: EN55025/CISPR25 CLASS 3
- 8:1 wide input voltage (4.5-36VDC)
- No-load power consumption as low as 0.06W
- Input under-voltage, output short-circuit, over-current, over-voltage protections



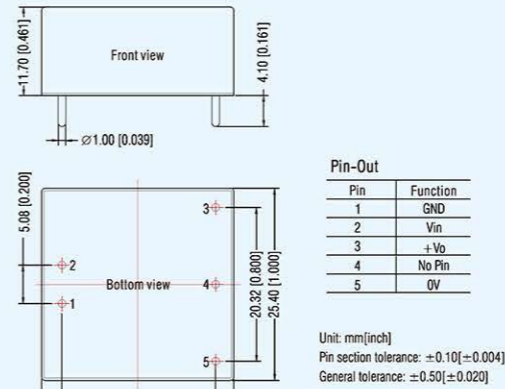
CUWB_YMD-6WR3

RoHS CE UK CB

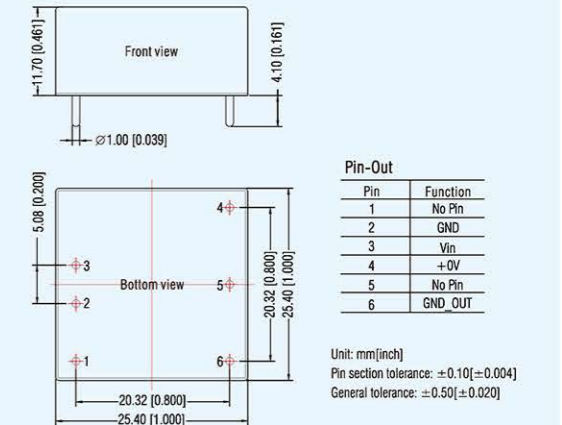
Part No.	Power	Input Voltage (VDC)	Output voltage (Vo)	Output current (Io1/Io2)	Isolation (VDC)	Eff (%) (min./typ.)
CUWB1203YMD-6WR3	6W		3.3V	900/1500mA		77/79
CUWB1205YMD-6WR3	6W	4.5-36 (12VDC)	5V	720/1200mA		81/83
CUWB1212YMD-6WR3	6W		12V	300/500mA	1500	83/85
CUWB1215YMD-6WR3	6W		15V	240/400mA		83/85
CUWB1224YMD-6WR3	6W		24V	150/250mA		83/85

Package Dimension

1 CUWB_YMD-6WR3 Series: LxWxH: 25.40 x 25.40 x 11.70 (mm)



2 CUWF1215YMD-8WR3 Series: LxWxH: 25.40 x 25.40 x 11.70 (mm)



Non-isolated Switching Regulator K78 Series (0.3-10A)

Features:

- Operating temperature up to 105°C
- Efficiency up to 96%
- No-load input current as low as 0.1 mA
- Continuous short-circuit protection
- Negative output available (part of R3 series)
- Pin-out compatible with LM78xx linear regulators (SIP package)



Selection Guide

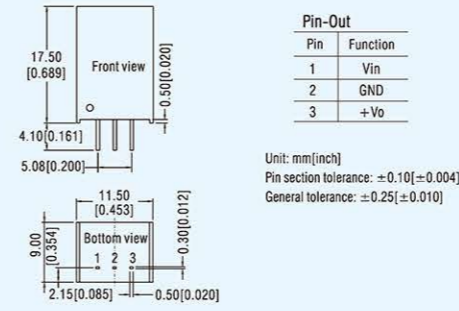
Part No.	Input voltage (VDC)*		Output		Full load efficiency (%) Vin Min. / Vin Max.	Capacitive load (μF) Max.	Markings	Datasheet
	Nominal (Range)	Voltage (VDC)	Current (mA) Max.					
K78U24-300R3(L)	48(36-90)	24	300	93/85	RoHS CE UK CB	100	QR Code	K78U-500R3(L)
K78U03-500R3(L)	48(9-90)	3.3	500	82/69				
K78U05-500R3(L)	48(9-90)	5	500	87/75				
K78UX6-500R3(L)	48(9-90)	6.5	500	91/78				
K78U09-500R3(L)	48(14-90)	9	500	91/80				
K78U12-500R3(L)	48(18-90)	12	500	91/83				
K78U15-500R3(L)	48(20-90)	15	500	93/84	RoHS CE UK CB	100	QR Code	K78_MT-500R4
K7803MT-500R4	24(4.5-36)	3.3	500	89/71				
K7805MT-500R4	24(6.5-36)	5	500	91/78				
K7806MT-500R4	12(7-31)	-5	-300	78/71				
K7809MT-500R4	24(8-36)	6.5	500	91/81				
K7809MT-500R4	12(7-28)	-6.5	-250	80/73				
K7812MT-500R4	24(12-36)	9	500	92/86	RoHS CE UK CB	680	QR Code	K78_MT-1000R4
K7812MT-500R4	12(8-27)	-9	-200	82/77				
K7812MT-500R4	24(15-36)	12	500	92/86				
K7812MT-500R4	12(8-24)	-12	-150	81/79				
K7815MT-500R4	24(18-36)	15	500	91/87				
K7815MT-500R4	12(8-21)	-15	-150	80/84				
K7803MT-1000R4	24(4.75-36)	3.3	1000	89/81	RoHS CE UK CB	330	QR Code	K78-500R3
K7805MT-1000R4	12(8-27)	-3.3	-500	85/81				
K7805MT-1000R4	24(6.5-36)	5	1000	92/84				
K7805MT-1000R4	12(8-27)	-5	-500	85/83				
K7806MT-1000R4	24(8-36)	6.5	1000	92/86				
K7806MT-1000R4	12(8-24)	-6.5	-500	83/84				
K7809MT-1000R4	24(12-36)	9	1000	92/87	RoHS CE UK CB	680	QR Code	K78-500R3-LB
K7809MT-1000R4	12(8-24)	-9	-500	81/84				
K7812MT-1000R4	24(15-36)	12	1000	94/89				
K7812MT-1000R4	12(8-20)	-12	-300	83/84				
K7815MT-1000R4	24(18-36)	15	1000	94/90				
K7815MT-1000R4	12(8-18)	-15	-300	82/84				
K7803-500R3	24(4.75-36)	3.3	500	86/80	RoHS CE UK CB	330	QR Code	K78-500R3-LB
K7805-500R3	24(6.5-36)	5	500	90/84				
K7805-500R3	12(7-31)	-5	-300	80/81				
K7809-500R3	24(12-36)	9	500	93/90				
K7812-500R3	24(15-36)	12	500	94/91				
K7812-500R3	12(8-24)	-12	-150	84/85				
K7815-500R3	24(19-36)	15	500	95/93	RoHS CE UK CB	330	QR Code	K78-500R3-LB
K7815-500R3	12(8-21)	-15	-150	85/87				
K7803-500R3-LB	24(4.75-36)	3.3	500	85/76				
K7803-500R3-LB	12(7-32)	-3.3	-300	73/72				
K7805-500R3-LB	24(6.5-36)	5	500	90/81				
K7805-500R3-LB	12(7-31)	-5	-300	76/78				
K78X6-500R3-LB	24(8-36)	6.6	500	91/83	RoHS CE UK CB	680	QR Code	K78-500R3-LB
K78X6-500R3-LB	12(7-29)	-6.5	-300	76/77				
K7809-500R3-LB	24(12-36)	9	500	93/87				
K7809-500R3-LB	12(8-27)	-9	-150	83/77				
K7812-500R3-LB	24(15-36)	12	500	94/88				
K7812-500R3-LB	12(8-24)	-12	-150	85/82				
K7815-500R3-LB	24(19-36)	15	500	95/90	RoHS CE UK CB	680	QR Code	K78-500R3-LB
K7815-500R3-LB	12(8-21)	-15	-150	80/79				

Selection Guide

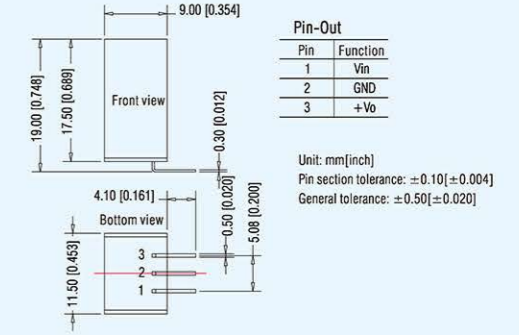
Part No.	Input voltage (VDC)*		Output		Full load efficiency (%) Vin Min. / Vin Max.	Capacitive load (μF) Max.	Markings	Datasheet
	Nominal (Range)	Voltage (VDC)	Current (mA) Max.					
K7803JT-500R3-LB	24(4.75-36)	3.3	500	85/76	RoHS CE UK CB	680	QR Code	K78_JT-500R3-LB
K7805JT-500R3-LB	24(6.5-36)	5	500	90/81				
K78X6JT-500R3-LB	24(8-36)	6.5	500	91/83				
K7809JT-500R3-LB	24(12-36)	9	500	93/87				
K7812JT-500R3-LB	24(15-36)	12	500	94/88				
K7815JT-500R3-LB	24(19-36)	15	500	95/90				

Package Dimension

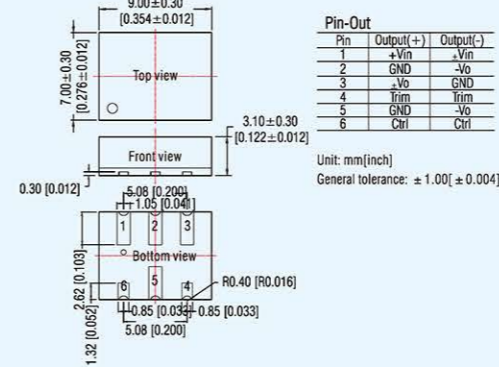
1 K78Uxx-500R3 Series: LxWxH: 11.50 x 9.00 x 17.50(mm)



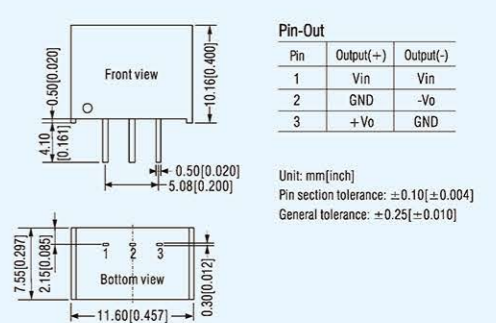
2 K78Uxx-500R3L Series: LxWxH: 9.00 x 11.5 x 19.00(mm)



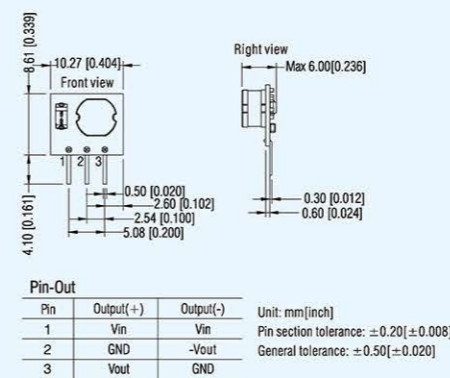
3 K78_MT-500R4/1000R4 Series: LxWxH: 9.00 x 7.00 x 3.10(mm)



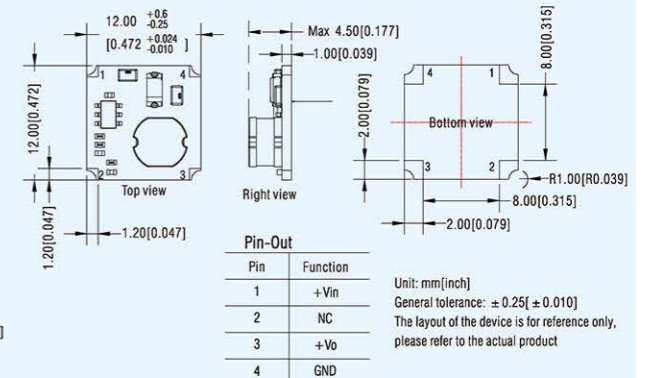
4 K78xx-500R3 Series: LxWxH: 11.60 x 7.55 x 10.16(mm)



5 K78-500R3-LB Series: LxWxH: 10.27 x 6.00 x 8.61 (mm)



6 K78_JT-500R3-LB Series: LxWxH: 12.00 x 12.00 x 4.50(mm)



Non-isolated Switching Regulator K78 Series (0.3-10A)

Features:

- Operating temperature: -40°C to +85°C
- Efficiency up to 96%
- No-load input current as low as 0.1mA
- Continuous short-circuit protection
- Negative output available(part of R3 series)
- Pin-out compatible with LM78xx linear regulators (SIP package) (1-2A applicable)

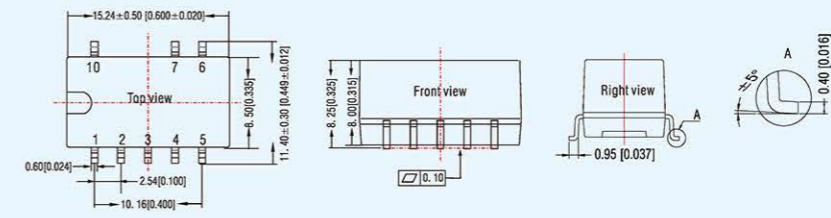


Selection Guide

Part No.	Input voltage (VDC)*		Output		Full load efficiency (%) Vin Min. / Vin Max.	Capacitive load (µF) Max.	Markings	Datasheet
	Nominal (Range)	Voltage (VDC)	Current (mA) Max.					
K7801T-500R3	12(4.75-28)	1.5	500	76/67	680	RoHS CE UK DK	K78T-500R3	
K78X2T-500R3	12(4.75-28)	1.8	500	76/69	680			
K7802T-500R3	12(4.75-32)	2.5	500	81/74	680			
K7803T-500R3	24(4.75-36)	3.3	500	86/80	680			
K7805T-500R3	24(6.5-36)	5	500	90/84	680			
K78X6T-500R3	24(8-36)	6.5	500	92/87	680			
K7809T-500R3	24(12-36)	9	500	93/90	680			
K7812T-500R3	24(15-36)	12	500	94/91	680			
K7815T-500R3	24(19-36)	15	500	95/93	680			
K7801T-1000R3	12(4.75-32)	1.5	1000	76/66	680	RoHS CE UK DK	K78T-1000R3	
K78X2T-1000R3	12(4.75-32)	1.8	1000	79/69	680			
K7802T-1000R3	12(4.75-32)	2.5	1000	86/74	680			
K7803T-1000R3	24(6.5-36)	3.3	1000	90/80	680			
K7805T-1000R3	24(8-36)	5	1000	93/85	680			
K78X6T-1000R3	24(10-36)	6.5	1000	93/86	680			
K7809T-1000R3	24(13-36)	9	1000	94/89	680			
K7812T-1000R3	24(16-36)	12	800	95/92	680			
K7803-1000R3(L)	24(6-36)	3.3	1000	90/81	680	RoHS CE UK DK	K78-1000R3(L)	
K7805-1000R3(L)	24(8-36)	5	1000	93/86	680			
K7809-1000R3(L)	24(13-36)	9	1000	95/90	680			
K7812-1000R3(L)	24(16-36)	12	1000	96/93	680			
K7815-1000R3(L)	24(20-36)	15	1000	96/94	680			
K7803M-1000R3	24(6-36)	3.3	1000	90/80	680			RoHS CE UK DK
K7805M-1000R3	24(8-36)	5	1000	93/85	680			
K78X6M-1000R3	24(10-36)	6.5	1000	93/85	680			
K7809M-1000R3	24(13-36)	9	1000	94/89	680			
K7812M-1000R3	24(16-36)	12	1000	95/92	680			
K7815M-1000R3	24(20-36)	15	1000	96/93	680			
K7802-2000R3	24(4.5-36)	2.5	2000	89/83	2000	RoHS CE UK DK	K78-2000R3	
K7803-2000R3(L)	24(6-36)	3.3	2000	89/85	1800			
K7805-2000R3(L)	24(8-36)	5	2000	92/89	1000			
K7809-2000R3	24(13-36)	9	2000	95/92	680			
K7812-2000R3(L)	24(16-36)	12	2000	96/94	470			
K7815-2000R3	24(18-36)	15	2000	96/94	470			
K78(L)03-3AR3	24(8-36)	3.3	3000	90/83	1000	RoHS CE UK DK	K78(L)xx-3AR3	
K78(L)05-3AR3	24(8-36)	5	3000	93/89	680			
K78(L)06-3AR3	24(10-36)	6.5	3000	94/90	330			
K78(L)09-3AR3	24(13-36)	9	3000	95/91	330			
K78(L)12-3AR3	24(16-36)	12	3000	97/93	330			
K78(L)15-3AR3	24(19-36)	15	3000	97/94	330			

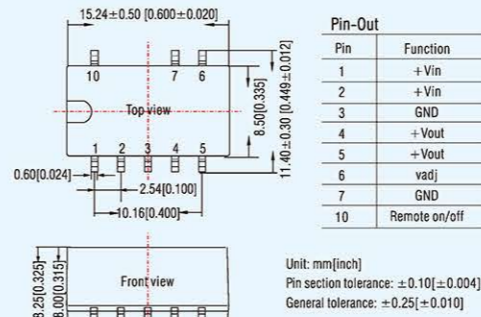
Package Dimension

- K78T-500R3 Series: LxWxH: 15.24 x 11.40 x 8.25(mm)



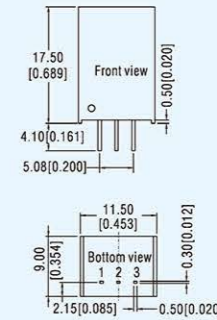
Pin	Function
1	+Vin
2	+Vin
3	GND
4	+Vout
5	+Vout
6	vadj
7	GND
10	Remote on/off

- K78_T-1000R3 Series: LxWxH: 15.24 x 11.40 x 8.25(mm)



Pin	Function
1	+Vin
2	+Vin
3	GND
4	+Vout
5	+Vout
6	vadj
7	GND
10	Remote on/off

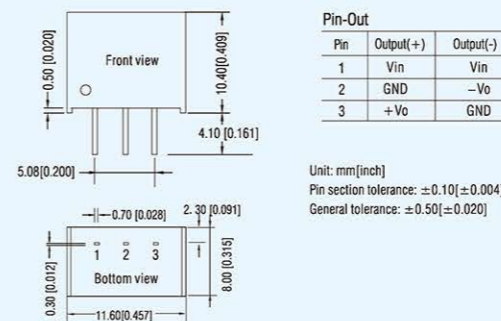
- K78xx-1000R3 Series: LxWxH: 11.50 x 9.00 x 17.50(mm)
K78xx-1000R3L Series: LxWxH: 19.00 x 11.50 x 9.00(mm)



Pin	Output(+)	Output(-)
1	Vin	Vin
2	GND	-Vo
3	+Vo	GND

Unit: mm [inch]
Pin section tolerance: ±0.10 [±0.004]
General tolerance: ±0.25 [±0.010]

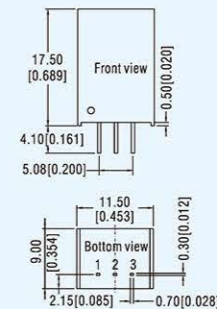
- K78_M-1000R3 Series: LxWxH: 11.60 x 8.00 x 10.40(mm)



Pin	Output(+)	Output(-)
1	Vin	Vin
2	GND	-Vo
3	+Vo	GND

Unit: mm [inch]
Pin section tolerance: ±0.10 [±0.004]
General tolerance: ±0.50 [±0.020]

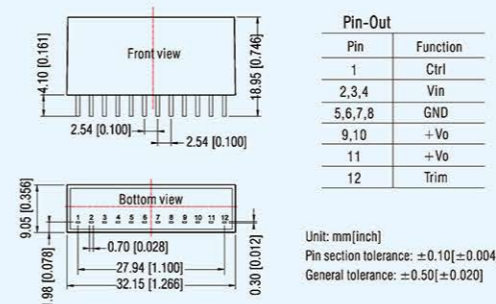
- K78-2000R3 Series: LxWxH: 11.50 x 9.00 x 17.50(mm)



Pin	Function
1	Vin
2	GND
3	+Vo

Unit: mm [inch]
Pin section tolerance: ±0.10 [±0.004]
General tolerance: ±0.25 [±0.010]

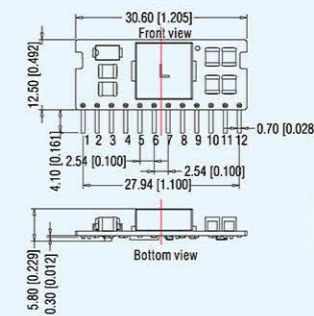
- K78xx-3AR3 Series: LxWxH: 32.15 x 14.85 x 9.05(mm)



Pin	Function
1	Ctrl
2,3,4	Vin
5,6,7,8	GND
9,10	+Vo
11	+Vo
12	Trim

Unit: mm [inch]
Pin section tolerance: ±0.10 [±0.004]
General tolerance: ±0.50 [±0.020]

- K78Lxx-3AR3 Series: LxWxH: 30.60 x 12.50 x 5.80(mm)



Pin	Function
1	Ctrl
2,3,4	Vin
5,6,7,8	GND
9,10	+Vo
11	+Vo
12	Trim

Unit: mm [inch]
Pin section tolerance: ±0.10 [±0.004]
General tolerance: ±0.50 [±0.020]

Non-isolated Switching Regulator

K12T Series (0.3-16A)

Features:

- POL power converter
- Operating temperature range: -40°C to +105°C
- Efficiency up to 96%
- Input under-voltage, output short-circuit, over-current protections
- Compact SMD package
- EN62368 approved



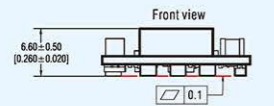
Selection Guide

Part No.	Input Voltage (VDC)		Output		Efficiency (%) Min./Typ.	Capacitive load (μ F) Max.		Markings	Datasheet
	Nominal (Range)	Max.	Voltage(VDC) (Range)	Output Current(A) Max./Min.		$1m\Omega \leq ESR < 10m\Omega$	$ESR \geq 10m\Omega$		
K12T-6A-P	12 (8.3-14)	15	0.75~5.0	6/0	90/94	1000	3000	RoHS CE UK DK	K12T-6A-P(N)
K12T-6A-N									
K12T-10A-P	12 (8.3-14)	15	0.75~5.0	10/0	93/96	5000	6000	RoHS CE UK DK	K12T-10A
K12T-10A-N									
K12T-16A-P	12 (8.3-14)	15	0.75~5.0	16/0	92/95	5000	6000	RoHS CE UK DK	K12T-16A
K12T-16A-N									

Package Dimension

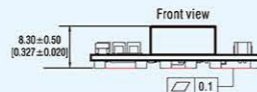
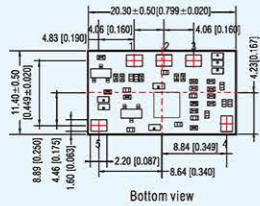
1 K12T-6A-P(N) Series: LxWxH: 20.30 x 11.40 x 6.60(mm)

2 K12T-10A/16A Series: LxWxH: 33.00 x 13.50 x 8.30(mm)



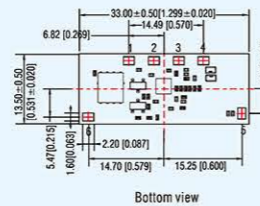
Pin	Function
1	GND
2	TRIM
3	+Vo
4	CTRL
5	Vin

Unit: mm[inch]
General tolerance: $\pm 0.25[\pm 0.010]$
The layout of the device is for reference only, please refer to the actual product



Pin	Function
1	GND
2	+Vo
3	TRIM
4	SENSE
5	CTRL
6	Vin

Unit: mm[inch]
General tolerance: $\pm 0.25[\pm 0.010]$
The layout of the device is for reference only, please refer to the actual product



Non-isolated Switching Regulator

KU Series (0.3-10A)

Features:

- Efficiency up to 97%
- Input under-voltage, output short-circuit, over-current protections
- Operating temperature up to 105°C
- International standard pin-out
- Adjustable input starting (under-voltage) voltage
- EN62368 approved



KUB4836EB(F)-10A

Selection Guide

Part No.	Input			Output			Full Load Efficiency (%) Min./Typ.
	Nominal (Range) (VDC)	Max. (VDC)	Current Limit (A) Typ.	Nominal (Range) (VDC)	Max. (VDC)	Current Setting Range (A)	
KUB4836EB(F)-10A	48(9-60)	65	12.5	36(0-60)	12.5	0-10	93/95

KUB4824QB-10A

Selection Guide

Part No.	Input Voltage (VDC)		Output		Full load efficiency(%) Min./Typ.	Capacitive load (μ F)
	Nominal (Range)	Max.	Voltage (VDC)	Current (A)		
KUB4824QB-10A	48(30-75)	80	24	10	94/97	3300

KUB4812QB-10A

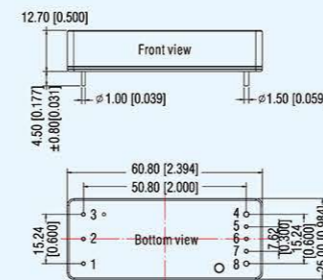
Selection Guide

Part No.	Input Voltage (VDC)		Output		Full load efficiency (%) Min./Typ.	Capacitive load (μ F)
	Nominal (Range)	Max.	Voltage (VDC)	Current (A)		
KUB4812QB-10A	48(16-75)	80	12	10	92/95	5500

Package Dimension

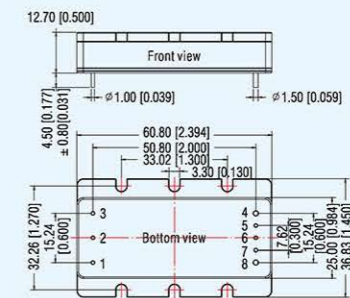
1 KUB4836EB-10A Series: LxWxH: 60.80 x 25.00 x 12.70(mm)

2 KUB4836EBF-10A Series: LxWxH: 60.80 x 36.83 x 12.70(mm)



Pin	Function	Pin	Function
1	+Vin	5	Iset
2	Ctrl	6	Vset
3	-Vin	7	Imon
4	0V	8	+Vo

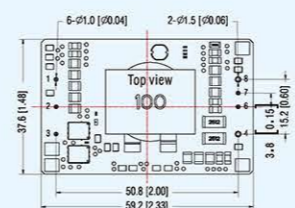
Unit: mm[inch]
Pin 1,2,3,5,6,7's diameter: 1.00[0.04]
Pin 4,8's diameter: 1.5[0.06]
Pin section tolerance: $\pm 0.10[\pm 0.004]$
General tolerance: $\pm 0.50[\pm 0.020]$



Pin	Function	Pin	Function
1	+Vin	5	Iset
2	Ctrl	6	Vset
3	-Vin	7	Imon
4	0V	8	+Vo

Unit: mm[inch]
Pin 1,2,3,5,6,7's diameter: 1.00[0.04]
Pin 4,8's diameter: 1.5[0.06]
Pin section tolerance: $\pm 0.10[\pm 0.004]$
General tolerance: $\pm 0.50[\pm 0.020]$

3 KUB4824QB-10A/KUB4812QB-10A Series: LxWxH: 59.20 x 37.60 x 13.00(mm)



Pin	Function
1	+Vin
2	Ctrl
3	-Vin
4	0V
6	Trim
7	Sense+
8	+Vo

Unit: mm[inch]
Pin 1,2,3,6,7's diameter: 1.00[0.04]
Pin 4,8's diameter: 1.5[0.06]
Pin section tolerance: $\pm 0.10[\pm 0.004]$
General tolerance: $\pm 0.50[\pm 0.020]$

High Output Voltage HO1 Series (0.625-2W)

Features:

- Suitable for applications of medical, security and some special equipment such as ultrasonic flaw detector, photomultiplier tubes, piezoelectric devices, capacitor charging, etc.
- Ultra-wide output voltage range: 0-2000VDC
- Input under-voltage, output short-circuit, over-voltage protections
- Low ripple, low power consumption
- Constant current output



HO1-P(N)1251V-0.5C(F)

Selection Guide

Part No.	Power	Input Voltage (VDC)		Output Voltage (VDC)		Output Current (mA)
		Nominal (Range)	Max.	Max.	Range	
HO1-P1251V-0.5C	0.625W	10.8-13.2	+1250	0 to +1250	0.5/0	1250VDC (12VDC)
HO1-N1251V-0.5C	0.625W	(12VDC)	-1250	0 to -1250		
HO1-P1251V-0.5F	0.625W	21.6-26.4	+1250	0 to +1250	0.5/0	24VDC
HO1-N1251V-0.5F	0.625W	(24VDC)	-1250	0 to -1250		

HO1-P(N)1251H-1B

Selection Guide

Part No.	Power	Input Voltage (VDC)		Output Voltage (VDC)		Output Current (mA)
		Nominal (Range)	Max.	Max.	Range	
HO1-P1251H-1B	0.75W	4.75-5.25	+1250	0 to +1250	1/0	5VDC
HO1-N1251H-1B	0.75W	(5VDC)	-1250	0 to -1250		

HO1-P(N)1501H-0.5C(D)

Selection Guide

Part No.	Power	Input Voltage (VDC)		Output Voltage (VDC)		Output Current (mA)
		Nominal (Range)	Max.	Max.	Range	
HO1-P1501H-0.5C	0.75W	10.8-13.2	+1500	0 to +1500	0.5/0	12VDC
HO1-N1501H-0.5C	0.75W	(12VDC)	-1500	0 to -1500		
HO1-P1501H-0.5D	0.75W	13.5-16.5	+1500	0 to +1500	0.5/0	15VDC
HO1-N1501H-0.5D	0.75W	(15VDC)	-1500	0 to -1500		

HO1-P(N)202V-0.5B

Selection Guide

Part No.	Power	Input Voltage (VDC)		Output Voltage (VDC)		Output Current (mA)
		Nominal (Range)	Max.	Max.	Range	
HO1-P202V-0.5B	1W	4.75-5.25	+2000	0 to +2000	0.5/0	5VDC
HO1-N202V-0.5B	1W	(5VDC)	-2000	0 to -2000		

HO1-P(N)202V-1C

Selection Guide

Part No.	Power	Input Voltage (VDC)		Output Voltage (VDC)		Output Current (mA)
		Nominal (Range)	Max.	Max.	Range	
HO1-P202V-1C	2W	10.8-13.2	+2000	0 to +2000	1/0	12VDC
HO1-N202V-1C	2W	(12VDC)	-2000	0 to -2000		

HO1-P(N)1251S-0.5C

Selection Guide

Part No.	Power	Input Voltage (VDC)		Output Voltage (VDC)		Output Current (mA)
		Nominal (Range)	Max.	Max.	Range	
HO1-P1251S-0.5C	0.625W	10.8-13.2	1250	0 to +1250	0.5/0	12VDC
HO1-N1251S-0.5C	0.625W	(12VDC)	-1250	0 to -1250		

HO1-P(N)1201-0.6B

Selection Guide

Part No.	Power	Input Voltage (VDC)		Output Voltage (VDC)		Output Current (mA)
		Nominal (Range)	Max.	Max.	Range	
HO1-P1201-0.6B	0.72W	4.5-5.5	+1200	0 to +1200	0.6/0	5VDC
HO1-N1201-0.6B	0.72W	(5VDC)	-1200	0 to -1200		

HO1-P(N)1251H-0.5C(D/F)

Selection Guide

Part No.	Power	Input Voltage (VDC)		Output Voltage (VDC)		Output Current (mA)
		Nominal (Range)	Max.	Max.	Range	
HO1-P1251H-0.5C	0.625W	10.8-13.2	+1250	0 to +1250	0.5/0	12VDC
HO1-N1251H-0.5C	0.625W	(12VDC)	-1250	0 to -1250		
HO1-P1251H-0.5D	0.625W	13.5-16.5	+1250	0 to +1250	0.5/0	15VDC
HO1-N1251H-0.5D	0.625W	(15VDC)	-1250	0 to -1250		
HO1-P1251H-0.5F	0.625W	21.6-26.4	+1250	0 to +1250	0.5/0	24VDC
HO1-N1251H-0.5F	0.625W	(24VDC)	-1250	0 to -1250		

HO1-P(N)601V-3C

Selection Guide

Part No.	Power	Input Voltage (VDC)		Output Voltage (VDC)		Output Current (mA)
		Nominal (Range)	Max.	Max.	Range	
HO1-P601V-3C	1.8W	10.8-13.2	+600	0 to +600	3/0	12VDC
HO1-N601V-3C	1.8W	(12VDC)	-600	0 to -600		

HO1-P401V-5C

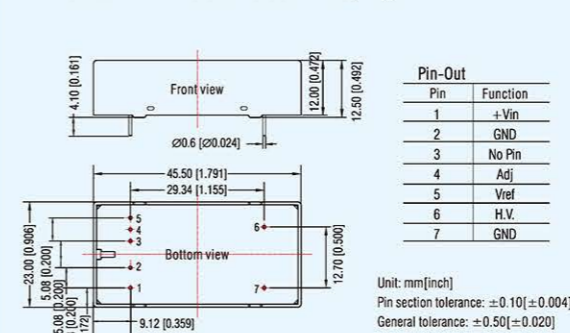
Selection Guide

Part No.	Power	Input Voltage (VDC)		Output Voltage (VDC)		Output Current (mA)
		Nominal (Range)	Max.	Max.	Range	
HO1-P401V-5C	2W	10.8-13.2	+400	0 to +400	5/0	12VDC
		(12VDC)	-400	0 to -400		

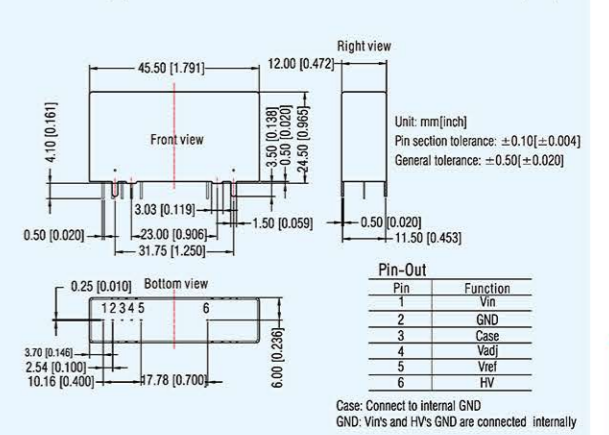
Package Dimension

1 HO1-P(N)1251V-0.5C(F)/HO1-P(N)1251H-0.5C(D/F)

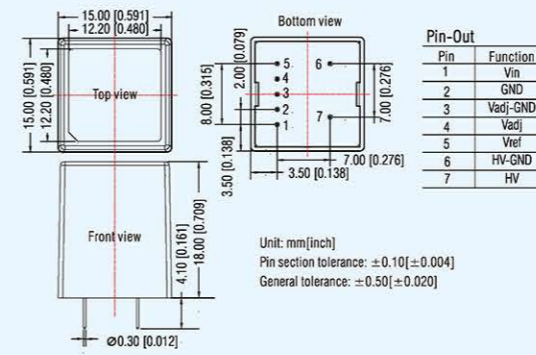
Series: LxWxH:45.50 x 23.00 x 12.50(mm)



2 HO1-P(N)1251S-0.5C Series: LxWxH:45.50 x 12.00 x 24.50(mm)

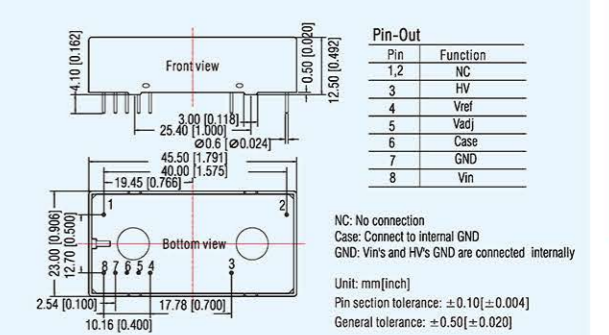


3 HO1-P(N)1201-0.6B Series: LxWxH:15.00 x 15.00 x 18.00(mm)

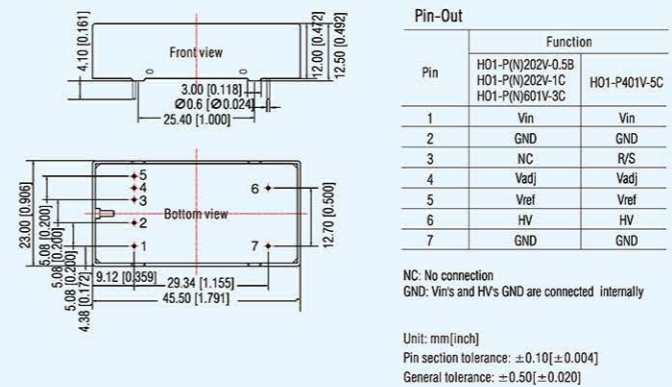


4 HO1-P(N)1251H-1B/HO1-P(N)1501H-0.5C(D)

Series: LxWxH:45.50 x 23.00 x 12.50(mm)



5 HO1-P(N)202V-0.5B/HO1-P(N)202V-1C/HO1-P401V-5C/HO1-P(N)601V-3C Series: LxWxH:45.50 x 23.00 x 12.50(mm)



High Output Voltage HO1 Series (1.5-40W)

Features:

- Suitable for applications of medical, security and some special equipment such as ultrasonic flaw detector, photomultiplier tubes, piezoelectric devices, capacitor charging, etc.
- Ultra-wide output voltage range: 0-2000VDC
- Input under-voltage, output short-circuit, over-voltage protections
- Low ripple, low power consumption
- Constant current output



HO1-P(N)302-0.5C(F)

RoHS



Selection Guide

Part No.	Power	Input Voltage (VDC)		Output Voltage (VDC)		Output Current (mA)
		Nominal (Range)	Max.	Range	Max.	
HO1-P302-0.5C	1.5W	10.8-13.2	+3000	0 to +3000	0.5/0	
HO1-N302-0.5C	1.5W	(12VDC)	-3000	0 to -3000		
HO1-P302-0.5F	1.5W	21.6-26.4	+3000	0 to +3000	0.5/0	
HO1-N302-0.5F	1.5W	(24VDC)	-3000	0 to -3000		

HO1-P202-20D

RoHS



Selection Guide

Part No.	Power	Input Voltage (VDC)		Output Voltage (VDC)		Output Current (mA)
		Nominal (Range)	Max.	Range	Max.	
HO1-P202-20D	40W	14-18	+2000	0 to +2000	20	
		(16VDC)				

Note: Customization for different input voltage, output voltage and power range is acceptable.

HO1-P431-XA (G-M counter)

RoHS



Selection Guide

Part No.	Input Voltage (VDC) Nominal (Range)	Input Current ^① (mA)				Output Voltage (VDC) Nominal	Output Current ^② (μ A) Max./Min.	Pulse width (us) Typ.
		The counting rate of counter is less than 10pcs/s		The counting rate of counter is more than 10pcs/s				
		Typ.	Max.	Typ.	Max.			
HO1-P431-XA	2.3-3.5 (3.3VDC)	0.06	0.15	6	10	430	10/0	50

Note: ① Average input current at nominal input voltage.

② The counting rate of counter is more than 10pcs/s, and the output current range of each channel is sustainable.

HO1-P102-30F

RoHS



Selection Guide

Part No.	Power	Input Voltage (VDC)		Output Voltage (VDC)		Output Current (mA)
		Nominal (Range)	Max.	Range	Max.	
HO1-P102-30F	30W	21.6-26.4	+1000	0 to +1000	30/0	
		(24VDC)				

HO2-N2201-0.05AG (Negative ion generator)

RoHS

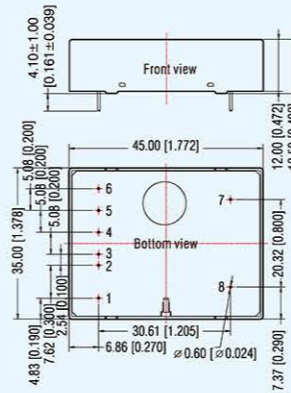


Selection Guide

Part No.	Input Voltage (VDC)		Output Current (mA)	Output Voltage (VDC)		Negative ion concentration (PCS/CC)
	Nominal (Range)	Typ.		Typ.	Max.	
HO2-N2201-0.05AG	3.6	3	3	-2000	1,000,000	

Package Dimension

1 HO1-P(N)302-0.5C(F) Series: LxWxH:45.00 x 35.00 x 12.50(mm)

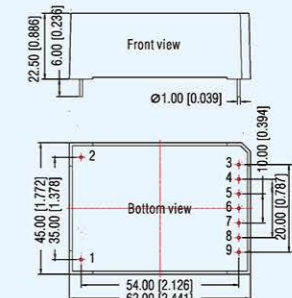


Pin-Out

Pin	Function
1	Vin
2	GND
3	GND
4	NC
5	Vad
6	Vref
7	HV
8	HV_GND

Unit: mm[inch]
Pin section tolerance: $\pm 0.10[\pm 0.004]$
General tolerance: $\pm 0.50[\pm 0.020]$

2 HO1-P102-30F Series: LxWxH:62.00 x 45.00 x 22.50(mm)

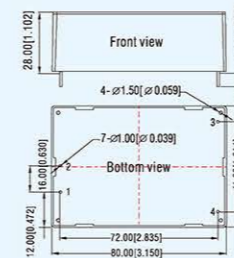


Pin-Out

Pin	Function
1	HGND
2	HV
3	Vin
4	GND
5	GND1
6	Adj
7	Vref
8	Idis
9	Vdis

Unit: mm[inch]
Pin section tolerance: $\pm 0.10[\pm 0.004]$
General tolerance: $\pm 0.50[\pm 0.020]$

3 HO1-P202-20D Series: LxWxH:80.00 x 55.00 x 28.00(mm)

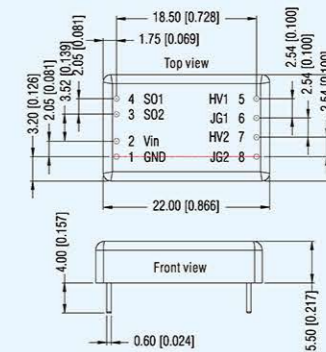


Pin-Out

Pin	Function
1	Vin
2	GND
3	H.V.
4	HGND

Unit: mm[inch]
Pin section tolerance: $\pm 0.10[\pm 0.004]$
General tolerance: $\pm 0.50[\pm 0.020]$

4 HO1-P431-XA Series: LxWxH:22.00 x 14.00 x 5.50(mm)

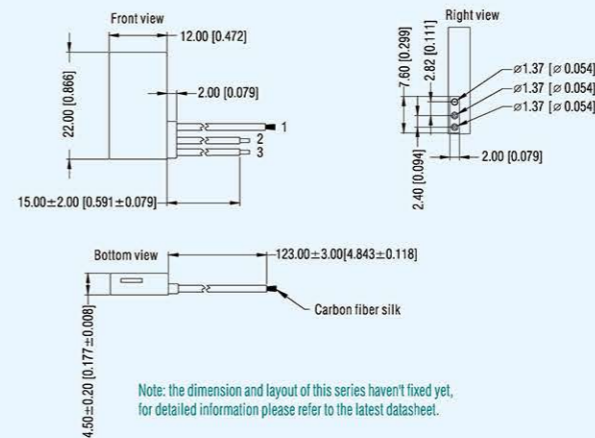


Pin-Out

Pin	Function
1	GND
2	Vin
3	SO2
4	SO1
5	HV1
6	JG1
7	HV2
8	JG2

Unit: mm[inch]
Pin section tolerance: $\pm 0.10[\pm 0.004]$
General tolerance: $\pm 0.50[\pm 0.020]$

5 HO2-N2201-0.05AG Series: LxWxH:22.00 x 12.00 x 4.50(mm)



Pin-Out

Pin	Wire Type	Function
1	Black UL-3239 28AWG	-HV
2	Black UL-3239 28AWG	GND
3	Red UL-3239 28AWG	Vin

Unit: mm[inch]
General tolerances: $\pm 0.50[\pm 0.020]$
About wire spacing tolerances: $\pm 2.00[0.079]$

Note: the dimension and layout of this series haven't fixed yet,
for detailed information please refer to the latest datasheet.

Features:

- Operating temperature up to 85°C
- Efficiency up to 97%
- Constant current mode, great power output
- Analogue dimming + PWM dimming
- Remote ON/OFF
- Continuous short-circuit protection



RoHS



KC24H

Selection Guide

Part No.	Input Voltage (VDC)		Input Current (mA) @Vin=24V Vo=17V	Output		Efficiency (% Typ.) @Full Load	Max. Capacitive Load(μF)
	Nominal (Range)			Voltage (VDC)	Current (mA)		
KC24H-1000	5.5-48 (24VDC)		740	3.3-36	1000	97	1000
KC24H-1200					1200		

RoHS



KC24H-R

Selection Guide

Part No.	Input Voltage (VDC)		Input Current (mA) (Typ.) (5LEDs)	Output		Efficiency (% Typ.) @Full Load	Max. Capacitive Load(μF)
	Nominal (Range)			Voltage (VDC)	Current (mA)		
KC24H-300R	5.5-46 (24VDC)		237	3.3-36	0-300	95	1000
KC24H-350R					0-350		
KC24H-500R					0-500		
KC24H-600R					0-600		
KC24H-700R					0-700		

RoHS



KC24W

Selection Guide

Part No.	Input Voltage (VDC)		Output		Dimming Control	Efficiency (% Typ.) @Full Load	Max. Capacitive Load(μF)
	Nominal (Range)		Voltage (VDC)	Current (mA)			
KC24W-300	5.5-48 (24VDC)		3.3-36	0-300	PWM+Analogue	96	1000
KC24W-350				0-350			
KC24W-500				0-500			
KC24W-600				0-600			
KC24W-700				0-700			

RoHS



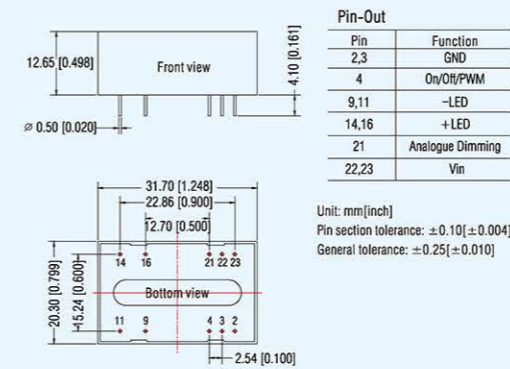
KC24JT-R3

Selection Guide

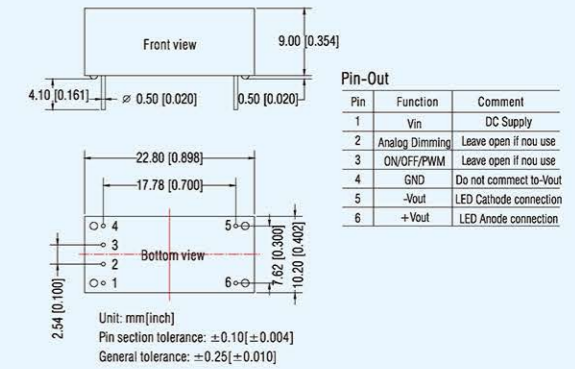
Part No.	Input Voltage (VDC)		Output Current (mA)	Eff(%)(min./typ.)	Max. Capacitive Load(μF)
	Nominal (Range)				
KC24JT-300R3	6-36 (24VDC)		300	91/94	1000
KC24JT-700R3			700	91/94	

Package Dimension

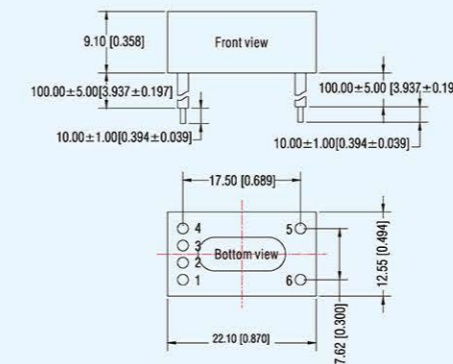
1 KC24H Series: LxWxH:31.70 x 20.30 x 12.65(mm)



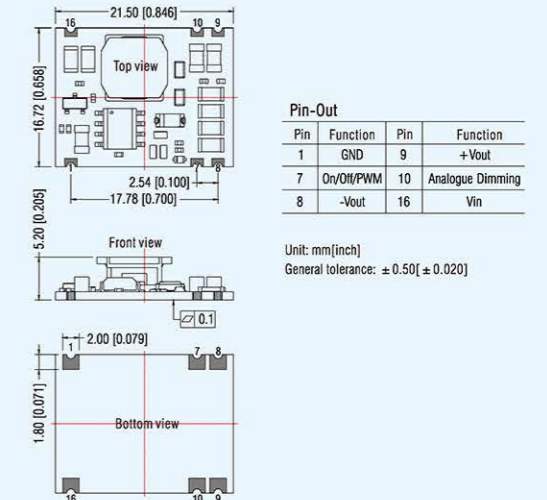
2 KC24H-R Series: LxWxH:22.80 x 10.20 x 9.50(mm)



3 KC24W Series: LxWxH:22.10 x 12.55 x 9.10(mm)




4 KC24JT-R3 Series: LxWxH:21.50 x 16.72 x 5.20(mm)



Features:

- Isolation voltage up to 5000VAC
- Operating temperature range: -40°C to +85°C / -40°C to +105°C (QA-R3)
- High efficiency up to 88%
- Great power output
- Continuous short-circuit protection, self-recovery
- SIP/DIP packages



QAxx3-1509R3

RoHS



Part No.	Input Voltage (VDC)	Output Voltage (VDC)	Output Current (mA)	Isolation (VAC)	Eff(%) (min./typ.)
QA123-1509R3	10.8-13.2 (12VDC)	+15/-9.0	+100/-100	5000	82/87
QA153-1509R3	13.5-16.5 (15VDC)				82/87
QAW123-1509R3	10.8-13.2 (12VDC)				82/87
QA243-1509R3	21.6-26.4 (24VDC)				77/82

QAxx3H-1509R3

RoHS



Part No.	Input Voltage (VDC)	Output Voltage (VDC)	Output Current (mA)	Isolation (VAC)	Eff(%) (min./typ.)
QA123H-1509R3	10.8-13.2 (12VDC)	+15/-9.0	+100/-100	5000	82/87
QA153H-1509R3	13.5-16.5 (15VDC)				82/87
QA243H-1509R3	21.6-26.4 (24VDC)				77/82

QAxx3D-2GR3

RoHS



Part No.	Input Voltage (VDC)	Output Voltage (VDC)	Output Current (mA)	Isolation (VAC)	Eff(%) (min./typ.)
QA123D-2GR3	10.8-13.2 (12VDC)	24/24	100/100	5000	85/88
QA153D-2GR3	13.5-16.5 (15VDC)				
QA243D-2GR3	21.6-26.4 (24VDC)				

QAxx1

RoHS CE



Part No.	Input Voltage (VDC)	Output Voltage (VDC)	Output Current (mA)	Isolation (VAC)	Eff(%) (min./typ.)
QA121	11.4-12.6 (12VDC)	+15/-8.0	+120/-120	3000	78/81
QA151	14.25-15.75 (15VDC)				
QA241	22.8-25.2 (24VDC)				

CQAW01

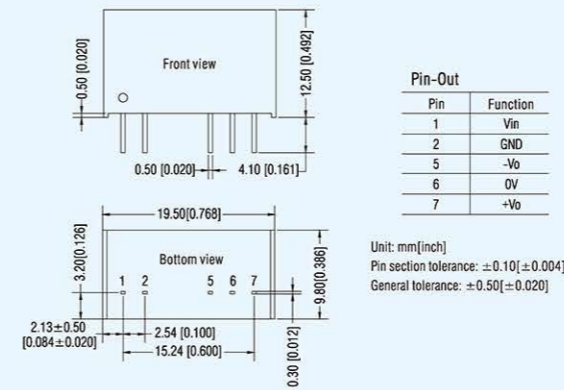
RoHS



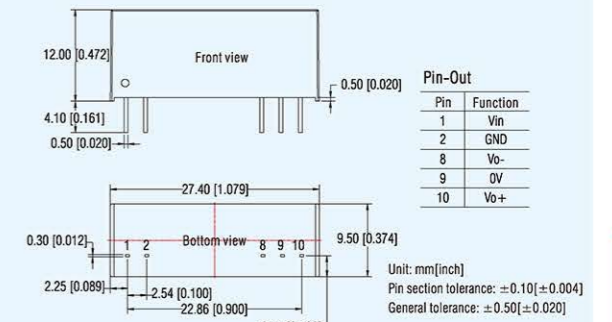
Part No.	Input Voltage (VDC)	Output Voltage (VDC)	Output Current (mA)	Isolation (VDC)	Eff(%) (min./typ.)
CQAW01	7-18(12VDC)	+15/-9	±200/±10	3000	81/83

Package Dimension

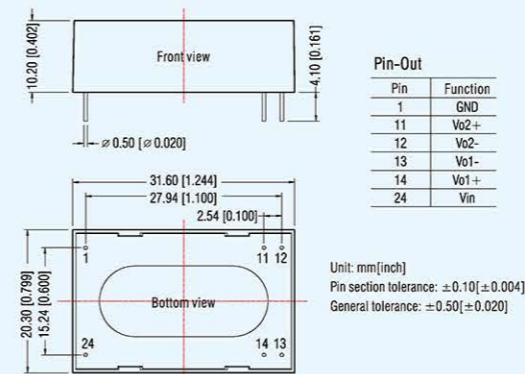
1 QAxx3-1509R3/QA0x/QAxx1 Series: LxWxH:19.50 x 9.80 x 12.50(mm)



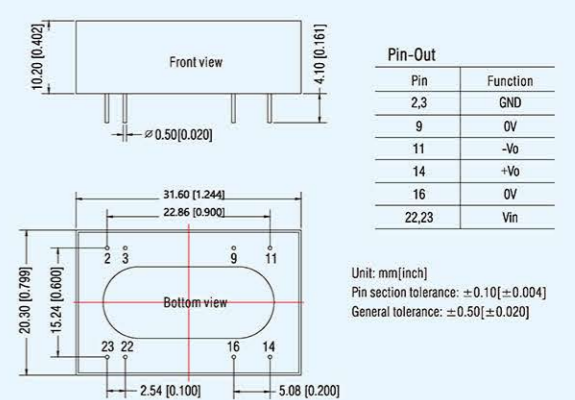
2 QAxx3H-1509R3 Series: LxWxH:27.40 x 9.50 x 12.00(mm)



3 QAxx3D-2GR3 Series: LxWxH:31.60 x 20.30 x 10.20(mm)



5 QAWxx/CQAWxx Series: LxWxH:31.60 x 20.30 x 10.20(mm)



Features:

- Isolation voltage up to 5000VAC
- Operating temperature range: -40°C to +85°C / -40°C to +105°C (QA-R3)
- Great power output
- Continuous short-circuit protection, self-recovery
- SIP package



QAxx3C-1504R3

RoHS



Selection Guide

Part No.	Input Voltage (VDC)	Output Voltage (VDC)	Output Current (mA)	Isolation (VAC)	Eff(%) (min./typ.)
QA123C-1504R3	10.8-13.2 (12VDC)	+15/-4.0	+120/-120	5000	82/87
QA153C-1504R3	13.5-16.5 (15VDC)				82/87
QA243C-1504R3	21.6-26.4 (24VDC)				77/82

QAxx3HC-1504R3

RoHS



Selection Guide

Part No.	Input Voltage (VDC)	Output Voltage (VDC)	Output Current (mA)	Isolation (VAC)	Eff(%) (min./typ.)
QA123HC-1504R3	10.8-13.2 (12VDC)	+15/-4.0	+120/-120	5000	82/87
QA153HC-1504R3	13.5-16.5 (15VDC)				82/87
QA243HC-1504R3	21.6-26.4 (24VDC)				77/82

QAxx3C-2005R3

RoHS



Selection Guide

Part No.	Input Voltage (VDC)	Output Voltage (VDC)	Output Current (mA)	Isolation (VAC)	Eff(%) (min./typ.)
QA123C-2005R3	10.8-13.2 (12VDC)	+20/-5.0	+90/-90	5000	82/87
QA153C-2005R3	13.5-16.5 (15VDC)				82/87
QA243C-2005R3	21.6-26.4 (24VDC)				76/81

QAxx3HC-2005R3

RoHS



Selection Guide

Part No.	Input Voltage (VDC)	Output Voltage (VDC)	Output Current (mA)	Isolation (VAC)	Eff(%) (min./typ.)
QA123HC-2005R3	10.8-13.2 (12VDC)	+20/-5.0	+90/-90	5000	82/87
QA153HC-2005R3	13.5-16.5 (15VDC)				82/87
QA243HC-2005R3	21.6-26.4 (24VDC)				76/81

QAxx1C

RoHS



Selection Guide

Part No.	Input Voltage (VDC)	Output Voltage (VDC)	Output Current (mA)	Isolation (VAC)	Eff(%) (min./typ.)
QA01C	13.5-16.5 (15VDC)	+20/-4.0	+100/-100	3500	76/80
QA01C-18	13.5-16.5 (15VDC)	+18/-3.0	+100/-100		76/79
QA051C	4.5-5.5 (5VDC)	+20/-5.0	+80/-40		75/79
QA151C	13.5-16.5 (15VDC)	+20/-5.0	+80/-40		76/78
QA121C2	10.8-13.2 (12VDC)	+15/-3.5	+111/-111		77/81
QA151C3	13.5-16.5 (15VDC)	+15/-4.0	+100/-100		77/82

QAxx1C-20

RoHS CE UK CA

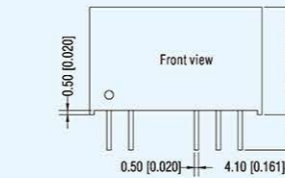


Selection Guide

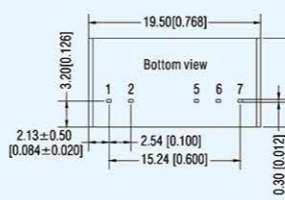
Part No.	Input Voltage (VDC)	Output Voltage (VDC)	Output Current (mA)	Isolation (VAC)	Eff(%) (min./typ.)
QA121C-20	10.8-13.2 (12VDC)	+20/-5.0	+100/-100	3500	77/79
QA1201C-20	10.8-13.2 (12VDC)	+20/-4.0	+100/-100		79/80
QA2401C-20	21.6-26.4 (24VDC)	+20/-4.0	+100/-100		75/80

Package Dimension

- 1 QAxx3C-1509R3/QAxx3C-2005R3/QAxx1C/QAxx1C-20
Series: LxWxH:19.50 x 9.80 x 12.50(mm)

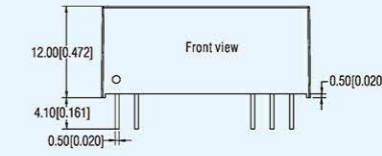


Pin	Function
1	Vin
2	GND
5	-Vo
6	OV
7	+Vo

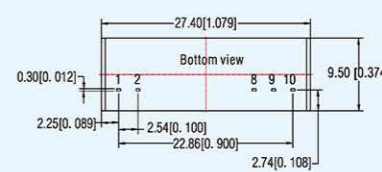


Unit: mm[inch]
Pin section tolerance: ±0.10[±0.004]
General tolerance: ±0.50[±0.020]

- 2 QAxx3HC-1504R3/QAxx3HC-2005R3
Series: LxWxH:27.40 x 9.50 x 12.00(mm)



Pin	Function
1	Vin
2	GND
8	Vo-
9	OV
10	Vo+



Unit: mm[inch]
Pin section tolerance: ±0.10[±0.004]
General tolerance: ±0.50[±0.020]

Isolated CAN Bus Transceiver Module

CAN Series

Features:

- Ultra-small chip level SOIC/DFN package / compact SMD package
- Baud rate up to 5Mbps
- The bus supports maximum 110 nodes
- ESD protection: IEC/EN61000-4-2 Contact ±4KV perf. Criteria B
- Two-terminal isolation (input and output are mutually isolated), built-in isolated power supply bus protection)
- Dual channels isolation (input and output are mutually isolated, two channels are mutually isolated)
- Meets the ISO11898-2 standard
- Meets EN62368 standard
- High CMTI: ±150kV/µs
- Isolation voltage: 5000VAC

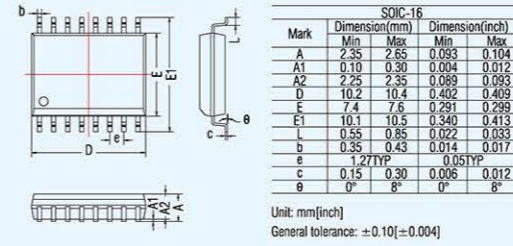


Selection Guide

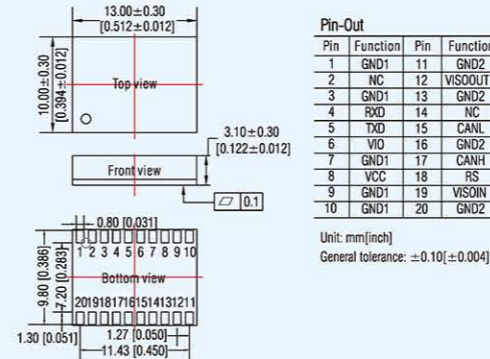
Part No.	Input voltage (VDC)	Baud rate	Nodes	Protocol	Package	Integrated power	Isolation voltage	Type	Markings	Datasheet
TDA51SCANHC	4.5-5.5	1Mbps	110	CAN	SOIC	YES	5000Vrms	High-rate	RoHS	
TD041SCANH	2.375-5.5,4.75-5.25	40k-1Mbps	110	CAN	DFN	NO	3750Vrms	High-rate	RoHS	
TD041SCANFD	2.375-5.5,4.75-5.25	40k-5Mbps	110	CANFD	DFN	NO	3750VAC	High-rate	RoHS	
TD341SCANH	3.15-3.45	40k-1Mbps	110	CAN	DFN	YES	3000VDC	High-rate	RoHS	
TDH341SCANH	3.15-3.45	40k-1Mbps	110	CAN	DFN	YES	5000VDC	High-rate	RoHS	
TD541SCANH	4.75-5.25	40k-1Mbps	110	CAN	DFN	YES	3000VDC	High-rate	RoHS	
TDH541SCANH	4.75-5.25	40k-1Mbps	110	CAN	DFN	YES	5000VDC	High-rate	RoHS	
TD541SCANFD	4.75-5.25	40k-5Mbps	110	CANFD	DFN	YES	3000VDC	High-rate	RoHS	
TDH541SCANFD	4.75-5.25	40k-5Mbps	110	CANFD	DFN	YES	5000VDC	High-rate	RoHS	
TD331SCANH	3.15-3.45	40k-1Mbps	110	CAN	SMD	YES	2500VDC	High-rate	RoHS	
TD531SCANH	4.75-5.25	40k-1Mbps	110	CAN	SMD	YES	2500VDC	High-rate	RoHS	
TD331SCANFD	3.15-3.45	40k-5Mbps	110	CANFD	SMD	YES	2500VDC	High-rate	RoHS	
TD531SCANFD	4.75-5.25	40k-5Mbps	110	CANFD	SMD	YES	2500VDC	High-rate	RoHS	
CTD331SCANH	3.15-3.45	40k-1Mbps	110	CAN	SMD	YES	2500VDC	Automotive & High-rate	RoHS	
CTD531SCANH	4.75-5.25	40k-1Mbps	110	CAN	SMD	YES	2500VDC	Automotive & High-rate	RoHS	
TD321SCAN	3.15-3.45	5k-1Mbps	110	CAN	SMD	YES	3000VDC	Universal	RoHS	
TD521SCAN	4.75-5.25	5k-1Mbps	110	CAN	SMD	YES	3000VDC	Universal	RoHS	
TD321SCANH	3.15-3.45	40k-1Mbps	110	CAN	SMD	YES	3000VDC	Universal	RoHS	
TD521SCANH	4.75-5.25	40k-1Mbps	110	CAN	SMD	YES	3000VDC	Universal	RoHS	
TD322DCAN	3.15-3.45	40k-1Mbps	110	CAN	DIP	YES	2500VDC	Universal	RoHS	
TD522DCAN	4.75-5.25	40k-1Mbps	110	CAN	DIP	YES	2500VDC	Universal	RoHS	
TD301DCANH3	3.15-3.45	20k-1Mbps	110	CAN	DIP	YES	3000VDC	High-rate	RoHS	
TD501DCANH3	4.75-5.25	20k-1Mbps	110	CAN	DIP	YES	3000VDC	High-rate	RoHS	

Package Dimension

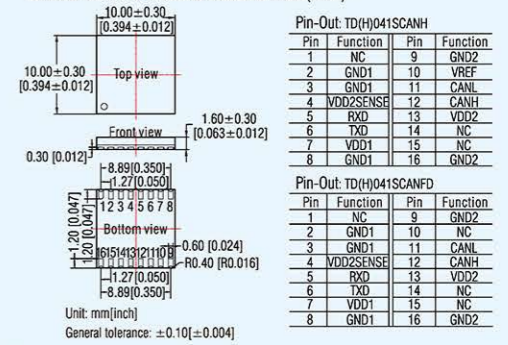
1 TDA51SCANHC Series: LxWxH:10.40 x 10.50 x 2.65(mm)



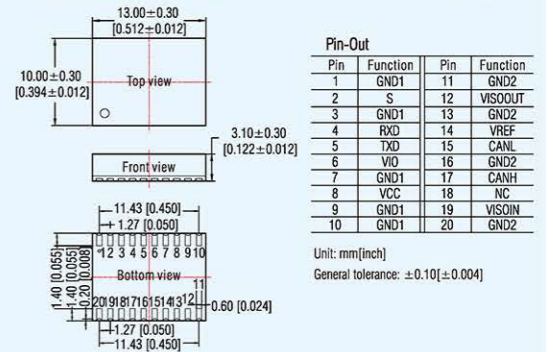
3 TD(H)541SCANH, TD(H)541SCANFD Series: LxWxH:13.00 x 10.00 x 3.10(mm)



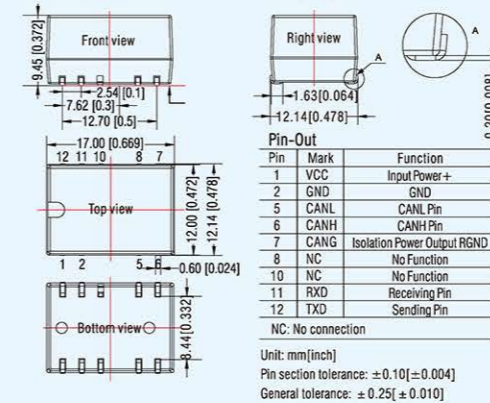
2 TD041SCANH, TD041SCANFD Series: LxWxH:10.00 x 10.00 x 1.60(mm)



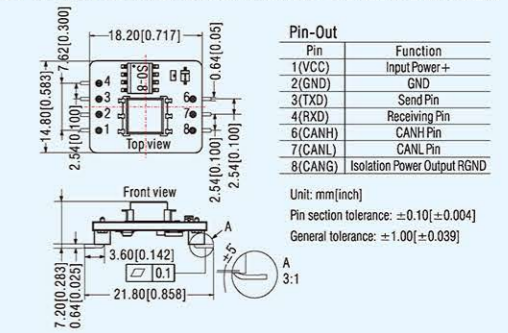
4 TD(H)341SCANH Series: LxWxH:13.00 x 10.00 x 3.10(mm)



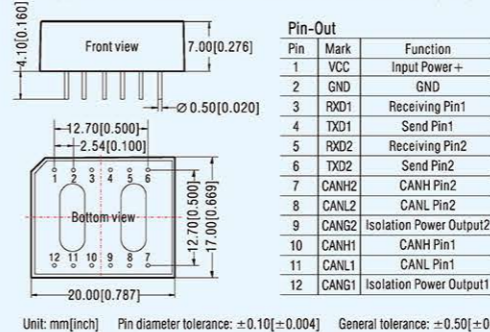
5 TD5(3)31SCANH, TD(5)31SCANFD, CTD5(3)31SCANH Series: LxWxH:17.00 x 12.14 x 9.45(mm)



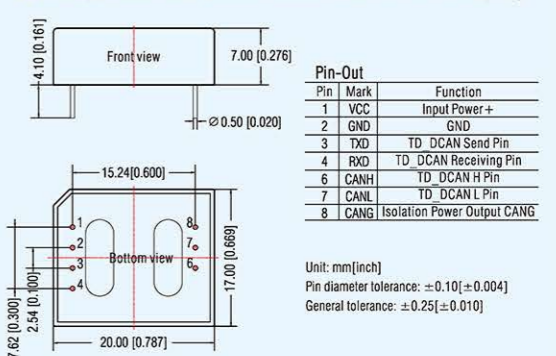
6 TD5(3)21SCAN(H) Series: LxWxH:18.20 x 14.80 x 7.20(mm)



7 TD3(5)22DCAN Series: LxWxH:20.00 x 17.00 x 7.00(mm)



8 TD3(5)01DCANH3 Series: LxWxH:20.00 x 17.00 x 7.00(mm)



Isolated CAN Bus Transceiver Module CAN Series

Features:

- Ultra-small chip level SOIC/DFN package / compact SMD package
- Baud rate up to 5Mbps
- The bus supports maximum 110 nodes
- ESD protections: IEC/EN61000-4-2 Contact $\pm 4KV$ perf. Criteria B
- Two-terminal isolation (input and output are mutually isolated), built-in isolated power supply bus protection)
- Dual channels isolation (input and output are mutually isolated, two channels are mutually isolated)
- Meets the ISO 11898-2 standard
- Meets EN62368 standard

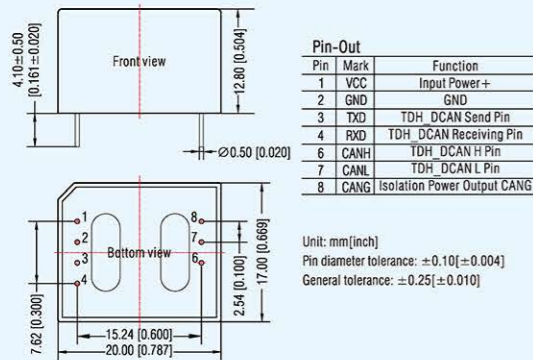


Selection Guide

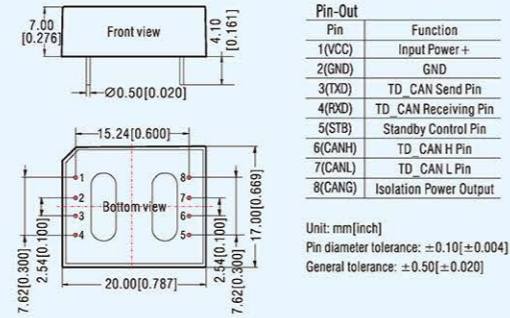
Part No.	Input voltage (VDC)	Baud rate	Nodes	Protocol	Package	Integrated power	Isolation voltage	Type	Markings	Datasheet
TDH301DCAN	3.15-3.45	5k-1Mbps	110	CAN	DIP	YES	5000VAC	High-isolated & High-rate	RoHS CE UK CA	
TDH501DCAN	4.75-5.25	5k-1Mbps	110	CAN	DIP	YES	5000VAC	High-isolated & High-rate	RoHS CE UK CA	
TD301DCANH-W	3.15-3.45	40k-1Mbps	110	CAN	DIP	YES	3000VDC	Wake-up & High-rate	RoHS CE UK CA	
TD501DCANH-W	4.75-5.25	40k-1Mbps	110	CAN	DIP	YES	3000VDC	Wake-up & High-rate	RoHS CE UK CA	
TD301MCAN	3.15-3.45	40k-1Mbps	110	CAN	DIP	YES	2500VDC	Ultra-compact Size	RoHS CE UK CA	
TD501MCAN	4.75-5.25	40k-1Mbps	110	CAN	DIP	YES	2500VDC	Ultra-compact Size	RoHS CE UK CA	

Package Dimension

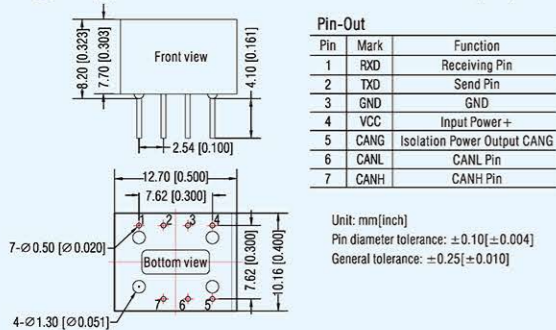
1 TDH3(5)01DCAN Series: LxWxH:20.00 x 17.00 x 12.80(mm)



2 TD3(5)01DCANH-W Series: LxWxH:20.00 x 17.00 x 7.00(mm)



3 TD3(5)01MCAN Series: LxWxH:12.70 x 10.16 x 7.70 (mm)



MORNSUN®

Isolated 485/CAN Bus Transceiver Module

R5




Power supply & Digital isolation | Chip level SOIC package

Discrete Design




MORNSUN Integrated Design

Chip level Ultra-compact size & high integration density




Reduce cost, high efficiency, without hidden costs



Features:

- Ultra-small and ultra-thin, chip level DFN/SOIC package
- Build-in high-efficient isolated DC/DC converter (some models)
- Isolation voltage: 3000/5000VDC, 3750/5000VAC
- Bus-Pin ESD protection up to 15kV (HBM)
- Baud rate up to 20Mbps
- Low communication delay
- Multiple protections
- Operating temperature range: -40°C to +105°C
- Meets AEC-Q100 Standards
- Meets EN62368 Standards
- High CMTI: ±150kV/µs

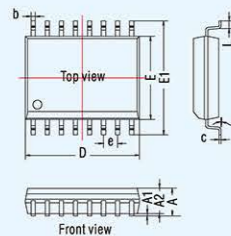


Selection Guide

Part No.	Input voltage (VDC)	Baud rate	Nodes	Protocol	Package	Integrated power	Isolation voltage	Type	Markings	Datasheet
TDA51S485HC	3.0-5.5	500kbps	256	485	SOIC	YES	5000VAC	High-rate & Half-duplex	RoHS	
TD041S485H	2.375-5.5, 4.5-5.5	1Mbps	256	485	DFN	NO	3750VAC	High-rate & Half-duplex	RoHS	
TD341S485H	3.15-3.45	1Mbps	256	485	DFN	YES	3000VDC	High-rate & Half-duplex	RoHS	
TDH341S485H	3.15-3.45	1Mbps	256	485	DFN	YES	5000VDC	High-rate & Half-duplex	RoHS	
TD541S485H	4.75-5.25	1Mbps	256	485	DFN	YES	3000VDC	High-rate & Half-duplex	RoHS	
TDH541S485H	4.75-5.25	1Mbps	256	485	DFN	YES	5000VDC	High-rate & Half-duplex	RoHS	
TD041S485S	2.375-5.5, 4.5-5.5	20Mbps	256	485	DFN	NO	3750VAC	High-rate & Half-duplex	RoHS	
TD341S485S	3.15-3.45	20Mbps	256	485	DFN	YES	3000VDC	High-rate & Half-duplex	RoHS	
TDH341S485S	3.15-3.45	20Mbps	256	485	DFN	YES	5000VDC	High-rate & Half-duplex	RoHS	
TD541S485S	4.75-5.25	20Mbps	256	485	DFN	YES	3000VDC	High-rate & Half-duplex	RoHS	
TDH541S485S	4.75-5.25	20Mbps	256	485	DFN	YES	5000VDC	High-rate & Half-duplex	RoHS	
TD041S485H-A	2.375-5.5, 4.5-5.5	500kbps	256	485	DFN	NO	3750VAC	Automatic send/receive	RoHS	
TD341S485H-A	3.15-3.45	500kbps	256	485	DFN	YES	3000VDC	Automatic send/receive	RoHS	
TDH341S485H-A	3.15-3.45	500kbps	256	485	DFN	YES	5000VDC	Automatic send/receive	RoHS	
TD541S485H-A	4.5-5.5	500kbps	256	485	DFN	YES	3000VDC	Automatic send/receive	RoHS	
TDH541S485H-A	4.5-5.5	500kbps	256	485	DFN	YES	5000VDC	Automatic send/receive	RoHS	

Package Dimension

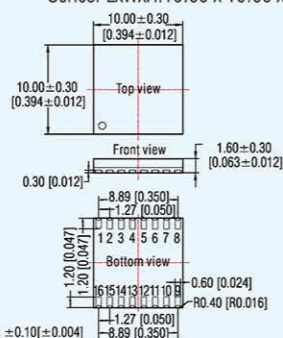
1 TDA51S485HC Series: LxWxH: 10.40 x 10.50 x 2.65 (mm)



Mark	尺寸 (mm)		Dimension (inch)	
	Min	Max	Min	Max
A	2.35	2.65	0.093	0.104
A1	0.10	0.30	0.004	0.012
A2	2.25	2.35	0.089	0.093
D	10.2	10.4	0.402	0.409
E	7.4	7.6	0.291	0.299
F1	10.1	10.5	0.340	0.413
L	0.55	0.85	0.022	0.033
b	0.35	0.43	0.014	0.017
e	1.27 Typ		0.05 Typ	
c	0.15	0.30	0.006	0.012
θ	0°	8°	0°	8°

Unit: mm[inch]
General tolerance: ±0.10 [±0.004]

2 TD041S485H, TD041S485H-A Series: LxWxH: 10.00 x 10.00 x 1.60 (mm)



Pin-Out: TD(H)041S485H

Pin	Function	Pin	Function
1	VDD1	9	GND2
2	GND1	10	GND2
3	RXD	11	NC
4	RE	12	A
5	DE	13	B
6	TXD	14	NC
7	GND1	15	GND2
8	GND1	16	VDD2

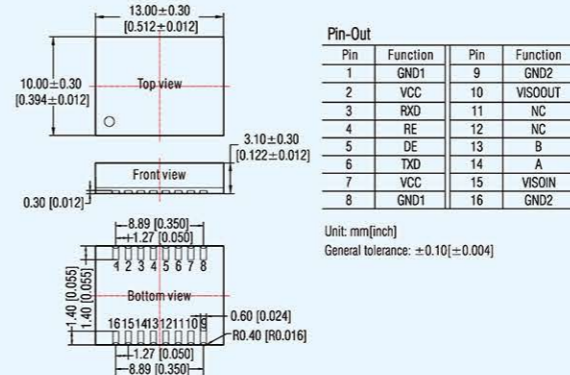
Pin-Out: TD041S485H-A

Pin	Function	Pin	Function
1	VDD1	9	GND2
2	GND1	10	GND2
3	RXD	11	NC
4	NC	12	A
5	NC	13	B
6	TXD	14	NC
7	GND1	15	GND2
8	GND1	16	VDD2

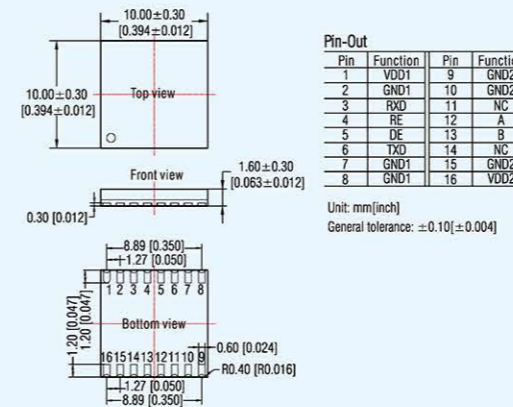
Unit: mm[inch]
General tolerance: ±0.10 [±0.004]

Package Dimension

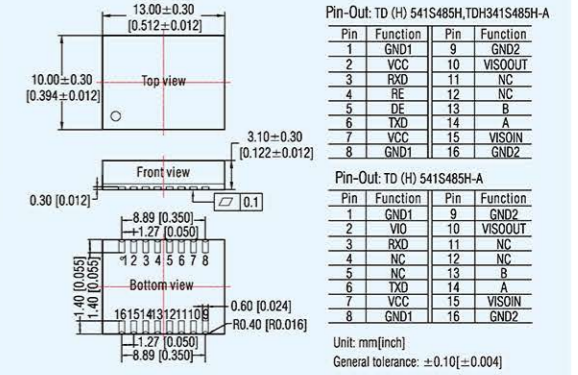
3 TD(H)341S485H, TD(H)341S485S Series: LxWxH: 13.00 x 10.00 x 3.10 (mm)



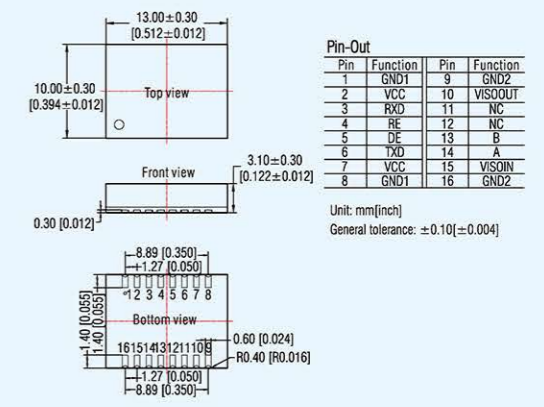
5 TD041S485S Series: LxWxH: 10.00 x 10.00 x 1.60 (mm)



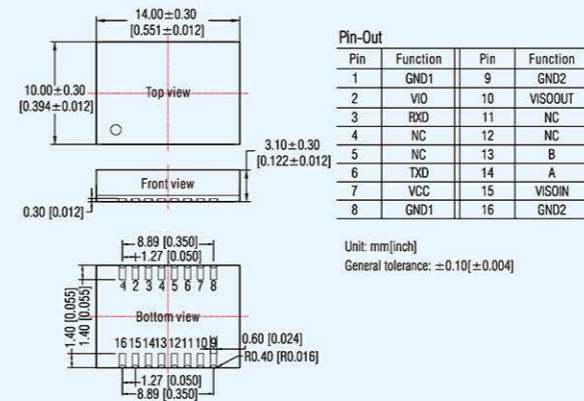
4 TD(H)541S485H, TDH341S485H-A, TD(H)541S485H-A Series: LxWxH: 13.00 x 10.00 x 3.10 (mm)



6 TD(H)541S485S Series: LxWxH: 13.00 x 10.00 x 3.10 (mm)



7 TD341S485H-A Series: LxWxH: 14.00 x 10.00 x 3.10 (mm)




Isolated RS-485 Transceiver Module

RS-485 Series

Features:

- Ultra-small and ultra-thin, chip level DFN package
- Build-in high-efficient isolated DC/DC converter (some models)
- Isolation voltage: 3000/5000VAC, 3750/5000VAC
- Bus-Pin ESD protection up to 15kV(HBM)
- Baud rate up to 20Mbps
- Low communication delay
- Multiple protections
- Operating temperature range: -40°C to +105°C
- Meets AEC-Q100 Standard
- Meets EN62368 Standard
- High CMTI: $\pm 150\text{kV}/\mu\text{s}$

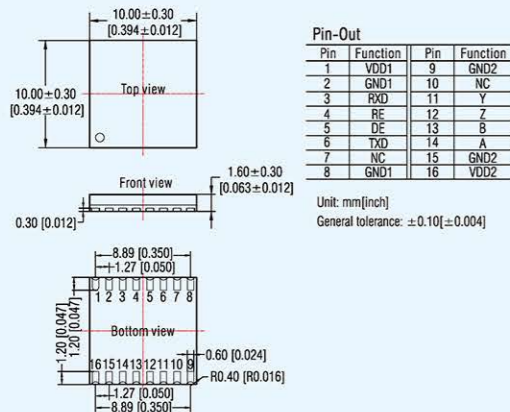


Selection Guide

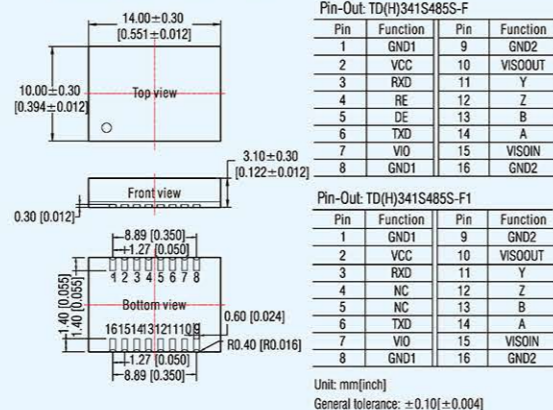
Part No.	Input voltage (VDC)	Baud rate	Nodes	Protocol	Package	Integrated power	Isolation voltage	Type	Markings	Datasheet
TD041S485S-F	2.375-5.5, 4.5-5.5	20Mbps	256	485/422	DFN	NO	3750VAC	High-rate & Full-duplex	RoHS	
TD341S485S-F	3.15-3.45	20Mbps	256	485/422	DFN	YES	3000VDC	High-rate & Full-duplex	RoHS	
TDH341S485S-F	3.15-3.45	20Mbps	256	485/422	DFN	YES	5000VDC	High-rate & Full-duplex	RoHS	
TD541S485S-F	4.5-5.5	20Mbps	256	485/422	DFN	YES	3000VDC	High-rate & Full-duplex	RoHS	
TDH541S485S-F	4.5-5.5	20Mbps	256	485/422	DFN	YES	5000VDC	High-rate & Full-duplex	RoHS	
TD041S485S-F1	2.375-5.5, 4.5-5.5	20Mbps	256	485/422	DFN	NO	3750VAC	High-rate & Full-duplex	RoHS	
TD341S485S-F1	3.15-3.45	20Mbps	256	485/422	DFN	YES	3000VDC	High-rate & Full-duplex	RoHS	
TDH341S485S-F1	3.15-3.45	20Mbps	256	485/422	DFN	YES	5000VDC	High-rate & Full-duplex	RoHS	
TD541S485S-F1	4.5-5.5	20Mbps	256	485/422	DFN	YES	3000VDC	High-rate & Full-duplex	RoHS	
TDH541S485S-F1	4.5-5.5	20Mbps	256	485/422	DFN	YES	5000VDC	High-rate & Full-duplex	RoHS	
TD341S485S-FT	3.15-3.45	20Mbps	256	485/422	DFN	YES	3000VDC	High-rate & Full-duplex	RoHS	
TDH341S485S-FT	3.15-3.45	20Mbps	256	485/422	DFN	YES	5000VDC	High-rate & Full-duplex	RoHS	
TD541S485S-FT	4.75-5.25	20Mbps	256	485/422	DFN	YES	3000VDC	High-rate & Full-duplex	RoHS	
TDH541S485S-FT	4.75-5.25	20Mbps	256	485/422	DFN	YES	5000VDC	High-rate & Full-duplex	RoHS	

Package Dimension

① TD041S485S-F Series: LxWxH:10.00 x 10.00 x 1.60 (mm)

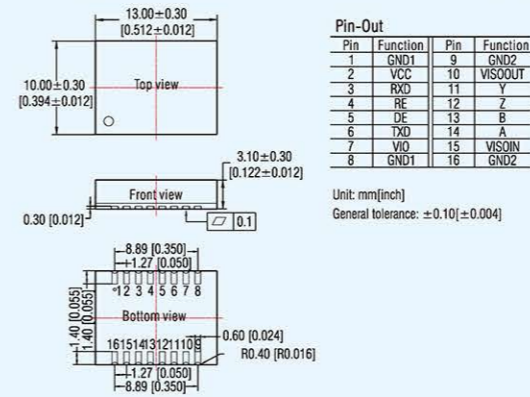


② TD(H)341S485S-F, TD(H)341S485S-F1 Series: LxWxH:14.00 x 10.00 x 3.10(mm)

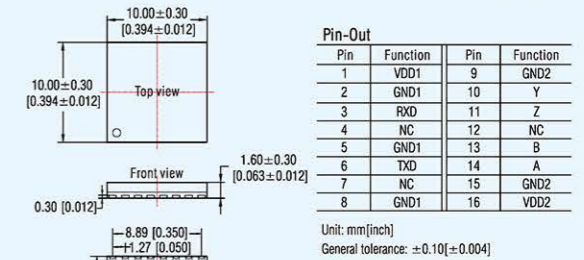


Package Dimension

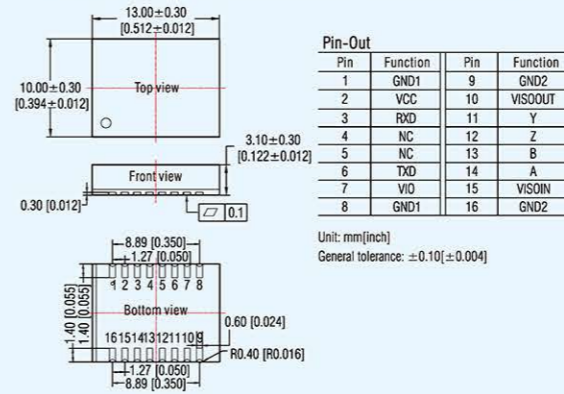
③ TD(H)541S485S-F Series: LxWxH:13.00 x 10.00 x 3.10(mm)



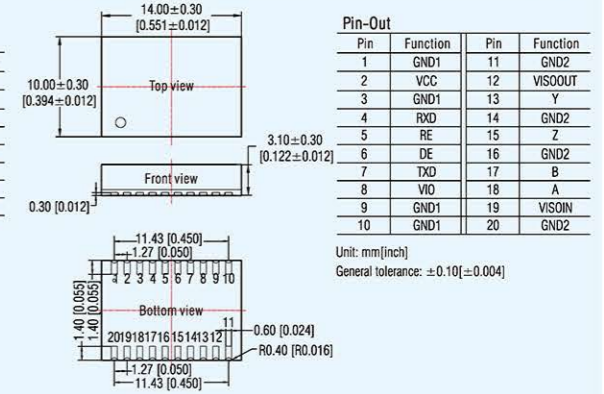
④ TD041S485S-F1 Series: LxWxH:10.00 x 10.00 x 1.60(mm)



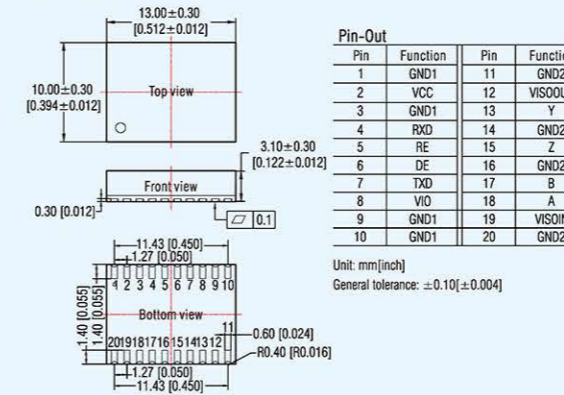
⑤ TD(H)541S485S-F1 Series: LxWxH:13.00 x 10.00 x 3.10(mm)



⑥ TD(H)341S485S-FT Series: LxWxH:14.00 x 10.00 x 3.10 (mm)




⑦ TD(H)541S485S-FT Series: LxWxH:13.00 x 10.00 x 3.10 (mm)



Features:

- Operating temperature range: -40°C to +85°C
- Isolation voltage: 2500VDC/3000VDC/3750VAC
- Two-terminal isolation (input and output are mutually isolated), built-in isolated power supply bus protection)
- Dual channels isolation (input and output are mutually isolated, two channels are mutually isolated)
- Serial Interface: TD3xxD485xx compatible with the UART port of +3.3V
TD5xxD485xx compatible with the UART port of +5V
- Isolated power output
- ESD protections: IEC/EN61000-4-2 Contact ± 4KV perf. Criteria B
- Ultra-small size, DIP/SMD package

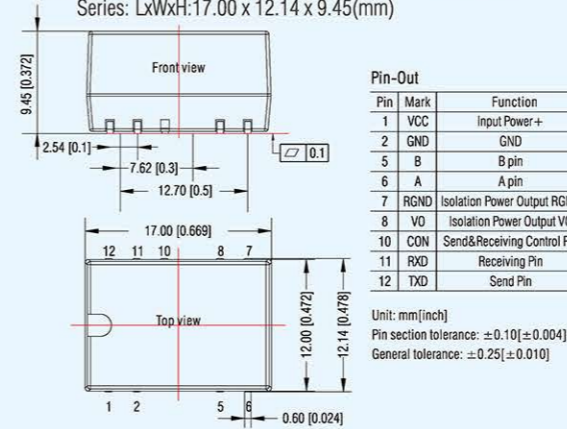


Selection Guide

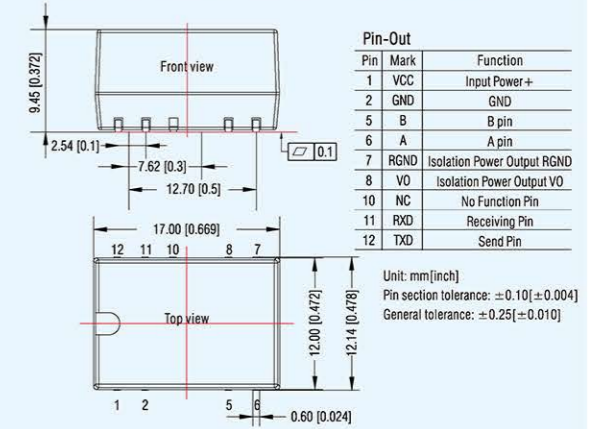
Part No.	Input voltage (VDC)	Baud rate	Nodes	Protocol	Package	Integrated power	Isolation voltage	Type	Markings	Datasheet
TD331S485	3.15-3.45	19.2kbps	64	485	SMD	YES	2500VDC	Universal & Half-duplex		
TD531S485	4.75-5.25	19.2kbps	64	485	SMD	YES	2500VDC	Universal & Half-duplex		
TD331S485H	3.15-3.45	150kbps	128	485	SMD	YES	2500VDC	High-rate & Half-duplex		
TD531S485H	4.75-5.25	150kbps	128	485	SMD	YES	2500VDC	High-rate & Half-duplex		
TD331S485H-A	3.15-3.45	150kbps	128	485	SMD	YES	2500VDC	High-rate & Half-duplex		
TD531S485H-A	4.75-5.25	150kbps	128	485	SMD	YES	2500VDC	High-rate & Half-duplex		
TD331S485H-E	3.15-3.45	500kbps	256	485	SMD	YES	2500VDC	High-rate & Half-duplex		
TD531S485H-E	4.75-5.25	500kbps	256	485	SMD	YES	2500VDC	High-rate & Half-duplex		
TD321S485	3.15-3.45	19.2kbps	64	485	SMD	YES	2500VDC	Universal & Half-duplex		
TD521S485	4.75-5.25	19.2kbps	64	485	SMD	YES	2500VDC	Universal & Half-duplex		
TD321S485H	3.15-3.45	200kbps	64	485	SMD	YES	3000VDC	High-rate & Half-duplex		
TD521S485H	4.75-5.25	200kbps	64	485	SMD	YES	3000VDC	High-rate & Half-duplex		
TD321S485H-A	3.15-3.45	500kbps	128	485	SMD	YES	3000VDC	High-rate & Half-duplex		
TD521S485H-A	4.75-5.25	500kbps	128	485	SMD	YES	3000VDC	High-rate & Half-duplex		
TD321S485H-E	3.15-3.45	500kbps	256	485	SMD	YES	3000VDC	High-rate & Half-duplex		
TD521S485H-E	4.75-5.25	500kbps	256	485	SMD	YES	3000VDC	High-rate & Half-duplex		
TD321D485	3.15-3.45	19.2kbps	64	485	DIP	YES	2500VDC	Universal & Half-duplex		
TD521D485	4.75-5.25	19.2kbps	64	485	DIP	YES	2500VDC	Universal & Half-duplex		
TD321D485H	3.15-3.45	200kbps	64	485	DIP	YES	3000VDC	High-rate & Half-duplex		
TD521D485H	4.75-5.25	200kbps	64	485	DIP	YES	3000VDC	High-rate & Half-duplex		
TD321D485H-A	3.15-3.45	500kbps	128	485	DIP	YES	3000VDC	High-rate & Half-duplex		
TD521D485H-A	4.75-5.25	500kbps	128	485	DIP	YES	3000VDC	High-rate & Half-duplex		
TD321D485H-E	3.15-3.45	500kbps	256	485	DIP	YES	3000VDC	High-rate & Half-duplex		
TD521D485H-E	4.75-5.25	500kbps	256	485	DIP	YES	3000VDC	High-rate & Half-duplex		

Package Dimension

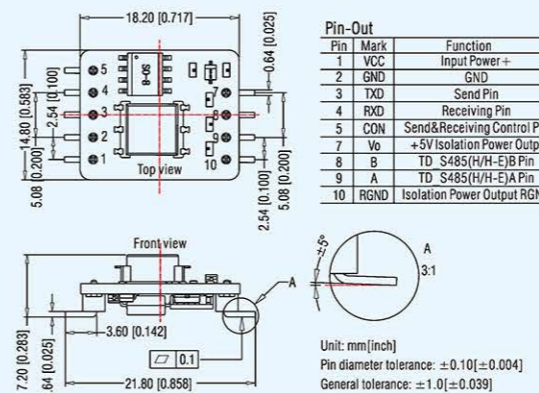
1 TD331/531S485, TD331/531S485H, TD331/531S485H-E Series: LxWxH:17.00 x 12.14 x 9.45(mm)



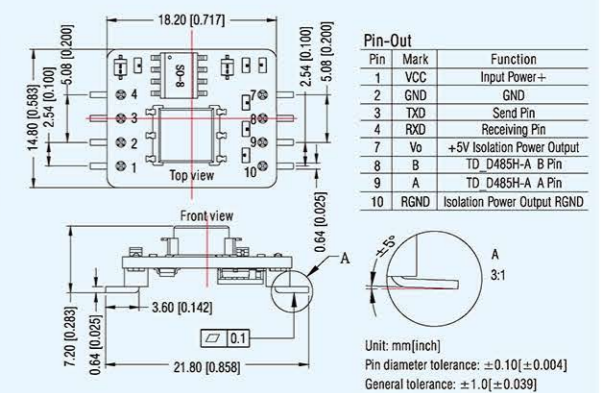
2 TD331/531S485H-A Series: LxWxH:17.00 x 12.14 x 9.45(mm)



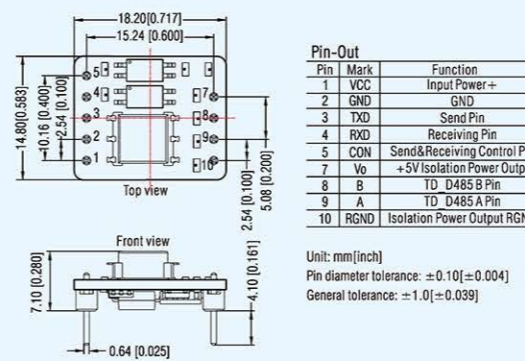
3 TD321/521S485, TD521/321S485H, TD321/521S485H-E Series: LxWxH:18.20 x 14.80 x 7.20(mm)



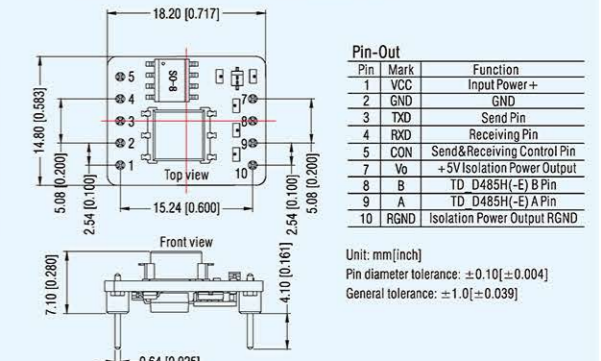
4 TD321/521S485H-A Series: LxWxH:18.20 x 14.80 x 7.20(mm)



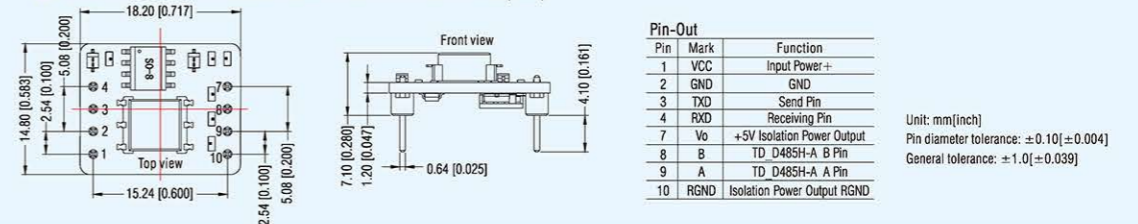
5 TD321/521D485 Series: LxWxH:18.20 x 14.80 x 7.10(mm)



6 TD321/521D485H, TD321/521D485H-E Series: LxWxH:18.20 x 14.80 x 7.10(mm)




7 TD321/521D485H-A Series: LxWxH:18.20 x 14.80 x 7.10(mm)



Isolated RS-485 Transceiver Module RS-485 Series

Features:

- Operating temperature range: -40°C to +85°C
- Isolation voltage: 2500VDC/3000VDC/3750VAC
- Two-terminal isolation (input and output are mutually isolated), built-in isolated power supply bus protection)
- Dual channels isolation (input and output are mutually isolated, two channels are mutually isolated)
- Serial Interface: TD3xxD485xx compatible with the UART port of +3.3V
TD5xxD485xx compatible with the UART port of +5V
- Low power consumption (low power consumption RS485 series, quiescent current as low as 8mA)
- Isolated power output
- ESD protection: IEC/EN61000-4-2 Contact ±4KV perf. Criteria B
- Ultra-small size, DIP package

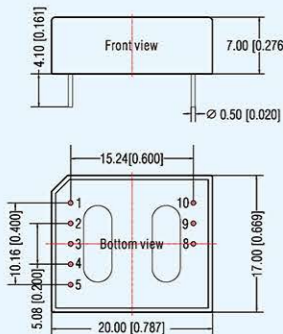


Selection Guide

Part No.	Input voltage (VDC)	Baud rate	Nodes	Protocol	Package	Integrated power	Isolation voltage	Type	Markings	Datasheet
TD301D485	3.17-3.45	9.6kbps	32	485	DIP	YES	2500VDC	High-rate & Half-duplex	RoHS, CE, UK, CB	
TD501D485	4.75-5.25	9.6kbps	32	485	DIP	YES	2500VDC	High-rate & Half-duplex	RoHS, CE, UK, CB	
TD301D485H	3.15-3.45	200kbps	32	485	DIP	YES	2500VDC	High-rate & Half-duplex	RoHS, CE, UK, CB	
TD501D485H	4.75-5.25	200kbps	32	485	DIP	YES	2500VDC	High-rate & Half-duplex	RoHS, CE, UK, CB	
TD301D485H-A	3.17-3.45	115.2kbps	32	485	DIP	YES	2500VDC	High-rate & Half-duplex	RoHS, CE, UK, CB	
TD501D485H-A	4.75-5.25	115.2kbps	32	485	DIP	YES	2500VDC	High-rate & Half-duplex	RoHS, CE, UK, CB	
TD301D485H-E	3.15-3.45	500kbps	256	485	DIP	YES	3000VDC	High-rate & Half-duplex	RoHS, CE, UK, CB	
TD501D485H-E	4.75-5.25	500kbps	256	485	DIP	YES	3000VDC	High-rate & Half-duplex	RoHS, CE, UK, CB	
TDH301D485H	3.15-3.45	115.2kbps	32	485	DIP	YES	3750VAC	High-isolated & Half-duplex	RoHS, CE, UK, CB	
TDH501D485H	4.75-5.25	115.2kbps	32	485	DIP	YES	3750VAC	High-isolated & Half-duplex	RoHS, CE, UK, CB	
TDH301D485H2	3.15-3.45	1Mbps	128	485	DIP	YES	5000VAC	High-isolated & Half-duplex	RoHS, CE, UK, CB	
TDH501D485H2	4.75-5.25	1Mbps	128	485	DIP	YES	5000VAC	High-isolated & Half-duplex	RoHS, CE, UK, CB	
TDH301D485H-E	3.15-3.45	1Mbps	256	485	DIP	YES	5000VAC	High-isolated & Half-duplex	RoHS, CE, UK, CB	
TDH501D485H-E	4.75-5.25	1Mbps	256	485	DIP	YES	5000VAC	High-isolated & Half-duplex	RoHS, CE, UK, CB	
TD301M485	3.15-3.45	500kbps	64	485	DIP	YES	2500VDC	Ultra-compact Size	RoHS, CE, UK, CB	
TD501M485	4.75-5.25	500kbps	64	485	DIP	YES	2500VDC	Ultra-compact Size	RoHS, CE, UK, CB	

Package Dimension

① TD301/501D485 Series: LxWxH:20.00 x 17.00 x 7.00(mm)

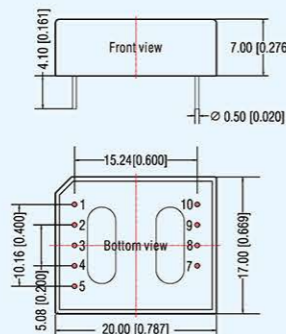


Pin-Out

Pin	Mark	Function
1	VCC	Input Power+
2	GND	GND
3	TXD	TD D485H Send Pin
4	RXD	TD D485H Receiving Pin
5	CON	Send&Receiving Control Pin
8	B	TD D485H B Pin
9	A	TD D485H A Pin
10	RGND	Isolation Power Output RGND

Unit: mm[inch]
Pin diameter tolerance: ±0.10[±0.004]
General tolerance: ±0.50[±0.020]

② TD301/501D485H Series: LxWxH:20.00 x 17.00 x 7.00(mm)



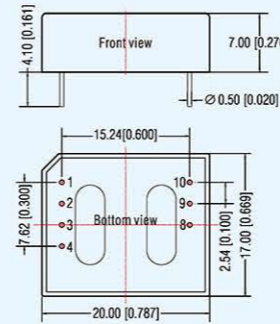
Pin-Out

Pin	Mark	Function
1	VCC	Input Power+
2	GND	GND
3	TXD	TD D485H Send Pin
4	RXD	TD D485H Receiving Pin
5	CON	Send&Receiving Control Pin
7	Vo	+5V Isolation Power Output
8	B	TD D485H B Pin
9	A	TD D485H A Pin
10	RGND	Isolation Power Output RGND

Unit: mm[inch]
Pin diameter tolerance: ±0.10[±0.004]
General tolerance: ±0.50[±0.020]

Package Dimension

③ TD301/501D485H-A Series: LxWxH:20.00 x 17.00 x 7.00(mm)

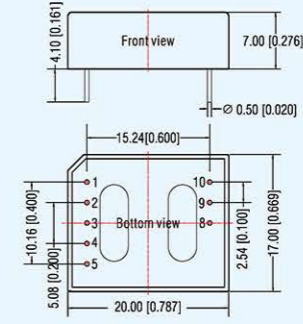


Pin-Out

Pin	Mark	Function
1	VCC	Input Power+
2	GND	GND
3	TXD	TD D485H Send Pin
4	RXD	TD D485H Receiving Pin
8	B	TD D485H B Pin
9	A	TD D485H A Pin
10	RGND	Isolation Power Output RGND

Unit: mm[inch]
Pin diameter tolerance: ±0.10[±0.004]
General tolerance: ±0.25[±0.010]

④ TD301/501D485H-E Series: LxWxH:20.00 x 17.00 x 7.00(mm)

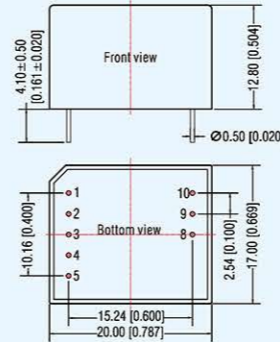


Pin-Out

Pin	Mark	Function
1	VCC	Input Power+
2	GND	GND
3	TXD	TD D485H Send Pin
4	RXD	TD D485H Receiving Pin
5	CON	Send&Receiving Control Pin
8	B	TD D485H B Pin
9	A	TD D485H A Pin
10	RGND	Isolation Power Output RGND

Unit: mm[inch]
Pin diameter tolerance: ±0.10[±0.004]
General tolerance: ±0.50[±0.020]

⑤ TDH301/501D485H Series: LxWxH:20.00 x 17.00 x 12.80(mm)

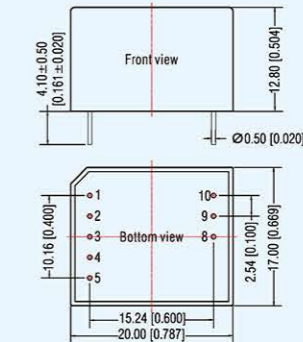


Pin-Out

Pin	Mark	Function
1	VCC	Input Power+
2	GND	GND
3	TXD	TDH D485H Send Pin
4	RXD	TDH D485H Receiving Pin
5	CON	Send&Receiving Control Pin
8	B	TDH D485H B Pin
9	A	TDH D485H A Pin
10	RGND	Isolation Power Output RGND

Unit: mm[inch]
Pin diameter tolerance: ±0.10[±0.004]
General tolerance: ±0.25[±0.010]

⑥ TDH301/501D485H2, TDH301/501D485H-E Series: LxWxH:20.00 x 17.00 x 12.80(mm)

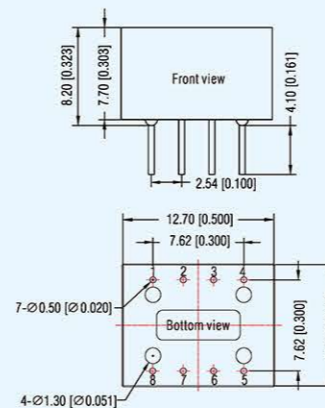


Pin-Out

Pin	Mark	Function
1	VCC	Input Power+
2	GND	GND
3	TXD	TDH D485H(H2, H-E) Send Pin
4	RXD	TDH D485H(H2, H-E) Receiving Pin
5	CON	Send&Receiving Control Pin
8	B	TDH D485H(H2, H-E) B Pin
9	A	TDH D485H(H2, H-E) A Pin
10	RGND	Isolation Power Output RGND

Unit: mm[inch]
Pin diameter tolerance: ±0.10[±0.004]
General tolerance: ±0.25[±0.010]

⑦ TD301/501M485 Series: LxWxH:12.70 x 10.16 x 7.70(mm)



Pin-Out

Pin	Mark	Function
1	RXD	Receiving Pin
2	TXD	Send Pin
3	GND	GND
4	VCC	Input Power+
5	RGND	Isolation Power Output RGND
6	A	A Pin
7	B	B Pin
8	VO	Isolation Power Output VO

Unit: mm[inch]
Pin diameter tolerance: ±0.10[±0.004]
General tolerance: ±0.25[±0.010]

Isolated RS-232 Transceiver Module

RS-232 Series

Features:

- Ultra-small, ultra-thin, chip level DFN/SMD package
- Build-in high-efficient isolated DC/DC converter (some models)
- Isolation voltage: 2500/3000/5000VDC, 3750VAC
- Low communication delay
- Multiple protections
- Operating temperature range: -40°C to +105°C
- Meets EN62368 standard

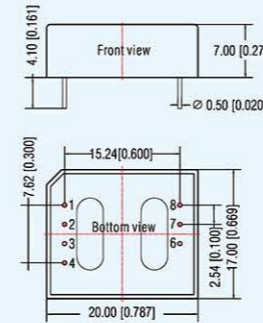


Selection Guide

Part No.	Input voltage (VDC)	Baud rate	Nodes	Protocol	Package	Integrated power	Isolation voltage	Type	Markings	Datasheet
TD341S232H	3.15-3.45	120kbps	1	232	DFN	YES	3000VDC	High-rate	RoHS	
TDH341S232H	3.15-3.45	120kbps	1	232	DFN	YES	5000VDC	High-rate	RoHS	
TD541S232H	4.5-5.5	120kbps	1	232	DFN	YES	3000VDC	High-rate	RoHS	
TDH541S232H	4.5-5.5	120kbps	1	232	DFN	YES	5000VDC	High-rate	RoHS	
TD041S232H	2.375-5.5, 4.5-5.5	120kbps	1	232	DFN	NO	3750VAC	High-rate	RoHS	
TD331S232H	3.15-3.45	115.2kbps	1	232	SMD	YES	2500VDC	High-rate	RoHS	
TD531S232H	4.75-5.25	115.2kbps	1	232	SMD	YES	2500VDC	High-rate	RoHS	
TD301D232H	3.15-3.45	115.2kbps	1	232	DIP	YES	3000VDC	High-rate	RoHS	
TD501D232H	4.75-5.25	115.2kbps	1	232	DIP	YES	3000VDC	High-rate	RoHS	

Package Dimension

⑤ TD301/501D232H Series: LxWxH:20.00 x 17.00 x 7.00(mm)

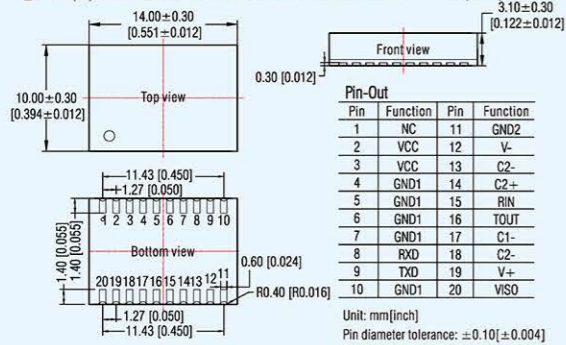


Pin	Mark	Function
1	VCC	Input Power+
2	GND	GND
3	TXD	Send Pin
4	RXD	Receiving Pin
6	R_IN	RS-232 Input
7	T_OUT	RS-232 Output
8	RGND	Isolation Power Output RGND

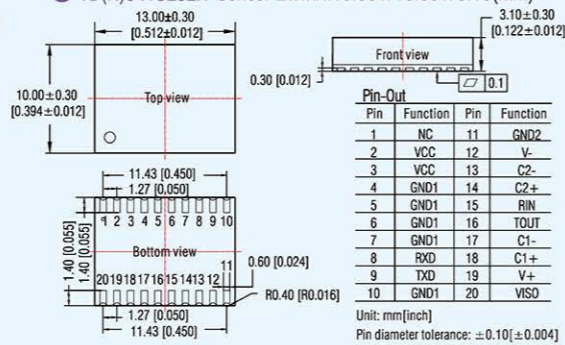
Unit: mm[inch]
Pin section tolerance: ±0.10[±0.004]
General tolerance: ±0.25[±0.010]

Package Dimension

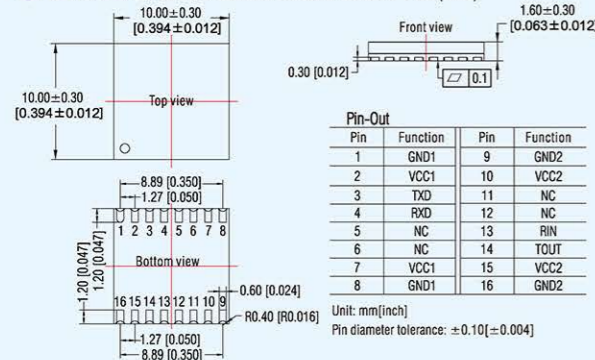
① TD(H)341S232H Series: LxWxH:14.00 x 10.00 x 3.10(mm)



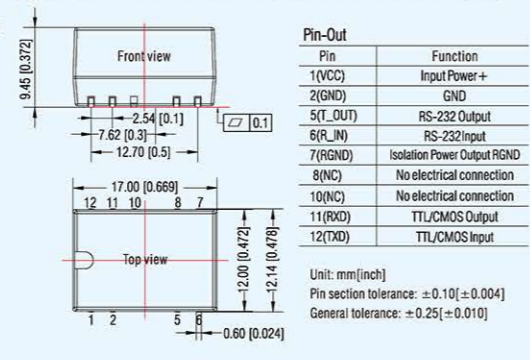
② TD(H)541S232H Series: LxWxH:13.00 x 10.00 x 3.10(mm)



③ TD041S232H Series: LxWxH:10.00 x 10.00 x 1.60(mm)



④ TD331/531S232H Series: LxWxH:17.00 x 12.14 x 9.45(mm)



UART/SPI-CAN Protocol Conversion Module

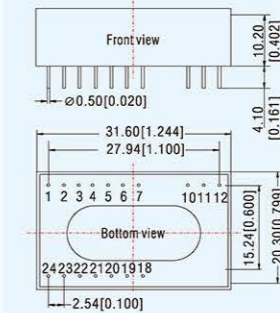
TDxUSPCAN Series

Features:

- Supports two-way data communication between UART/SPI and CAN interface
- Built-in high-efficient isolated power supply, two-port isolation voltage (3kVDC)
- UART baud rate up to 921.6kbps
- SPI rate up to 1.5Mbps
- CAN baud rate up to 1Mbps
- Supporting transparent conversion, transparent tape identification conversion, custom protocol conversion
- Operating temperature range: -40°C to +85°C
- The bus supports maximum 110 nodes
- Set isolation and ESD bus protection in one

Package Dimension

TD3/5USPCAN Series: LxWxH:31.60 x 20.30 x 10.20(mm)



Pin	Mark	Function
1	VCC	Input Power+
2	GND	GND
3	RST	Reset Pin
4	TXD	UART Send Pin
5	RXD	UART Receive Pin
6	MODE	Mode Control Pin
7	CTL1	SPI Master Control Pin 1
10	CGND	Isolated Power Output CGND
11	CANL	CANL Pin
12	CANH	CANH Pin
18	SSEL	SPI Chip Select Pin
19	CTL0	SPI Master Control Pin 0
20	INT	Slave Feedback Pin
21	SCK	SPI SCK Pin
22	MOSI	SPI MOSI Pin
23	MISO	SPI MISO Pin
24	CFG	Configuration Pin

Unit: mm[inch]
Pin diameter tolerance: ±0.10[±0.004]
General tolerance: ±0.50[±0.020]



Selection Guide


Part No.	Input voltage (VDC)	Static current (mA)	Maximum operating current (mA)	UART baud rate (bps)	SPI rate (Mbit/s)	CAN baud rate (bps)	Nodes	Markings	Datasheet
TD3USPCAN	3.3	35	110	300 - 921600	0 - 1.5	5k-1M	110	RoHS	
TD5USPCAN	5	35	105	300 - 921600	0 - 1.5	5k-1M	110	RoHS	

CAN/RS-485 Industrial Bus IC

SCM34xxA Series

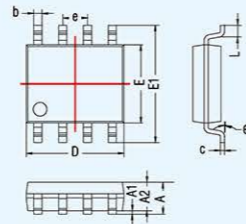
Features:

- Single power supply: 3.0-5.5VDC
- Baud Rate up to 10Mbps
- 1/8 unit load, the bus supports maximum 256 nodes
- Bus-Pin ESD protection up to 15kV
- Driver short circuit protection



Package Dimension

SCM3406/3425A



Mark	Dimension(mm)		Dimension(inch)	
	Min	Max	Min	Max
A	1.40	1.80	0.055	0.071
A1	0.05	0.25	0.002	0.010
A2	1.35	1.55	0.053	0.061
D	4.80	5.00	0.189	0.197
E	3.80	4.00	0.150	0.157
E1	3.80	6.20	0.228	0.244
L	0.45	1.00	0.018	0.39
b	0.30	0.50	0.012	0.020
e	1.27BSC		0.05RSC	
c	0.153	0.253	0.006	0.010
e	2	6	2	6

Selection Guide

Part No.	Package	Type	Input voltage	Protocol	Baud rate	Interface withstand voltage (V)	Nodes	Markings	Datasheet
SCM3406A	SOP-8	High-rate 485 TR	3-5.5VDC	485	10Mbps	-15 To +15	256	RoHS	
SCM3425A	SOP-8	High-rate CAN TR	4.5-5.5VDC	CAN	5Mbps	-42 To +42	110		

Digital Signal Isolation IC

SCM37xxA Series

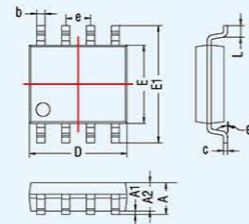
Features:

- 3.0V to 5.5V signal level translation
- High common-mode transient immunity: 75kV/ μ s (typical)
- High robustness to radiated and conducted noise
- High ESD rating
- Ultra-low-power consumption: 0.58mA/channel (1Mbps)
- Operating temperature range: -40°C to +125°C
- Isolation voltages: 3kVrms
- Baud rate up to 10Mbps



Package Dimension

SCM3725A/SCM3728A



Mark	Dimension(mm)		Dimension(inch)	
	Min	Max	Min	Max
A	1.35	1.75	0.053	0.069
A1	0.1	0.25	0.004	0.010
A2	1.3	1.5	0.005	0.059
D	4.8	5.0	0.189	0.197
E	3.8	4.0	0.150	0.157
E1	3.8	6.2	0.228	0.244
L	0.45	0.6	0.018	0.031
b	0.38	0.47	0.015	0.018
e	1.27TYP		0.05TYP	
c	0.17	0.25	0.007	0.001
e	0	6	0	6

Selection Guide

Part No.	Package	Type	Input voltage	Isolation voltage(kV rms)	Baud rate	Operating Voltage	Markings	Datasheet
SCM3725A	SOP-8	Dual channels digital isolator	3-5.5VDC	3	10Mbps	High 3.3(5)V	RoHS	
SCM3728A	SOP-8	Dual channels digital isolator	3-5.5VDC	3	10Mbps	Low		

Digital Signal Isolation Module

TD Series

Features:

- Build-in high-efficient isolated power supply
- Isolation voltage: 5000VAC
- Baud rate up to 150Mbps
- Extremely low communication delay
- 0-4 channels direction selectable
- Operating temperature range: -40°C to +125°C
- Meets EN62368 standard
- High CMTI: $\pm 150kV/\mu$ s



Selection Guide

Part No.	Type	Integrated power	Isolation voltage	Input voltage	No. of channels	Positive no. of channels	Operating voltage	Baud rate	Package	Markings	Datasheet
TD541S-41HC	Quad channels digital isolator	YES	5000VAC	3.0-5.0	4	3	High 3.3V/5V	150Mbps	SOIC	RoHS	
TD341S-41H3	Quad channels digital isolator	YES	5000VDC	3.15-3.45	4	3	High 3.3V	150Mbps	DFN	RoHS	
TD341S-42H3	Quad channels digital isolator	YES	5000VDC	3.15-3.45	4	2	High 3.3V	150Mbps	DFN		
TD541S-40H3	Quad channels digital isolator	YES	5000VDC	4.75-5.25	4	4	High 3.3V	150Mbps	DFN		
TD541S-41H3	Quad channels digital isolator	YES	5000VDC	4.75-5.25	4	3	High 3.3V	150Mbps	DFN	RoHS	
TD541S-42H3	Quad channels digital isolator	YES	5000VDC	4.75-5.25	4	2	High 3.3V	150Mbps	DFN		
TD541S-43H3	Quad channels digital isolator	YES	5000VDC	4.75-5.25	4	4	High 3.3V	150Mbps	DFN		
TD541S-44H3	Quad channels digital isolator	YES	5000VDC	4.75-5.25	4	0	High 3.3V	150Mbps	DFN		
TD341S-41H5	Quad channels digital isolator	YES	5000VDC	3.15-3.45	4	3	High 5V	150Mbps	DFN	RoHS	
TD341S-42H5	Quad channels digital isolator	YES	5000VDC	3.15-3.45	4	2	High 5V	150Mbps	DFN		
TD541S-40H5	Quad channels digital isolator	YES	5000VDC	4.75-5.25	4	4	High 5V	150Mbps	DFN		
TD541S-41H5	Quad channels digital isolator	YES	5000VDC	4.75-5.25	4	3	High 5V	150Mbps	DFN	RoHS	
TD541S-42H5	Quad channels digital isolator	YES	5000VDC	4.75-5.25	4	2	High 5V	150Mbps	DFN		
TD541S-43H5	Quad channels digital isolator	YES	5000VDC	4.75-5.25	4	1	High 5V	150Mbps	DFN		
TD541S-44H5	Quad channels digital isolator	YES	5000VDC	4.75-5.25	4	0	High 5V	150Mbps	DFN		
TD541S-40L3	Quad channels digital isolator	YES	5000VDC	4.75-5.25	4	4	LOW	150Mbps	DFN		
TD541S-41L3	Quad channels digital isolator	YES	5000VDC	4.75-5.25	4	3	LOW	150Mbps	DFN	RoHS	
TD541S-42L3	Quad channels digital isolator	YES	5000VDC	4.75-5.25	4	2	LOW	150Mbps	DFN		
TD541S-43L3	Quad channels digital isolator	YES	5000VDC	4.75-5.25	4	1	LOW	150Mbps	DFN		
TD541S-44L3	Quad channels digital isolator	YES	5000VDC	4.75-5.25	4	0	LOW	150Mbps	DFN		
TD541S-40L5	Quad channels digital isolator	YES	5000VDC	4.75-5.25	4	4	LOW	150Mbps	DFN		
TD541S-41L5	Quad channels digital isolator	YES	5000VDC	4.75-5.25	4	3	LOW	150Mbps	DFN	RoHS	
TD541S-42L5	Quad channels digital isolator	YES	5000VDC	4.75-5.25	4	2	LOW	150Mbps	DFN		
TD541S-43L5	Quad channels digital isolator	YES	5000VDC	4.75-5.25	4	1	LOW	150Mbps	DFN		
TD541S-44L5	Quad channels digital isolator	YES	5000VDC	4.75-5.25	4	0	LOW	150Mbps	DFN		

Package Dimension

For the package dimension, please visit www.mornsun-power.com to check the datasheet.

Analog Signal Conditioning Module T Series

Features:

- Isolation voltage: 2000VAC/60s
- Two-port isolation (signal input and signal output)
- Frequency response $\geq 2\text{kHz}$
- Full and zeros adjustment functions
- High linearity of 0.1% Full Scale
- Extremely low-temperature coefficient: 50PPM/°C (within -40°C to +85°C)
- DIP package



TE_N



Selection Guide

Part No.	Input voltage (VDC)	Input signal	Output signal	Isolated power output
TE5534N	24V	0-10V	0-10V	15V
TE5544N	15V	0-10V	0-10V	15V
TE5554N	12V	0-10V	0-10V	15V
TE5634N	24V	0-10V	0-5V	15V
TE6634N	24V	0-5V	0-5V	15V
TE6644N	15V	0-5V	0-5V	15V
TE6650N	12V	0-5V	0-5V	None
TE6654N	12V	0-5V	0-5V	15V
TE6664N	5V	0-5V	0-5V	15V
TE1533N	24V	4-20mA	0-10V	24V
TE1530N	24V	4-20mA	0-10V	None
TE1550N	12V	4-20mA	0-10V	None
TE1633N	24V	4-20mA	0-5V	24V
TE1630N	24V	4-20mA	0-5V	None
TE1650N	12V	4-20mA	0-5V	None
TE1660N	5V	4-20mA	0-5V	None
TE1430N	24V	4-20mA	1-5V	None
TE1433N	24V	4-20mA	1-5V	24V
TE1450N	12V	4-20mA	1-5V	None
TE1S34N-2.5	24V	4-20mA	0-2.5V	15V
TE1S60N-2.5	5V	4-20mA	0-2.5V	None
TE1S60N-3.3	5V	4-20mA	0-3.3V	None
TE1S65N-3.3	5V	4-20mA	0-3.3V	12V
TESS64N-1-1	5V	0-1V	0-1V	15V
TE2530N	24V	0-20mA	0-10V	None
TE2650N	12V	0-20mA	0-5V	None
TE6S6SN-3.3-9	5V	0-5V	0-3.3V	9V

TEM_N



Selection Guide

Part No.	Input voltage (VDC)	Input signal	Output signal	Isolated power output
TEM6630AN	24VDC	$\pm 75\text{mV}$	0-5VDC	None
TEM6650AN	12VDC	$\pm 100\text{mV}$	0-5VDC	None
TEM6640AN	15VDC	$\pm 100\text{mV}$	0-5VDC	None
TEM4540CN	15VDC	$\pm 50\text{mV}$	$\pm 10\text{V}$	None
TEM6540CN	15VDC	$\pm 100\text{mV}$	$\pm 10\text{V}$	None
TEM6640CN	15VDC	$\pm 100\text{mV}$	$\pm 5\text{V}$	None
TEM7650CN	12VDC	$\pm 200\text{mV}$	$\pm 5\text{V}$	None

Features:

- Isolation voltage: 2000VAC/60s
- Two-port isolation (signal input and signal output)
- Frequency response $\geq 2\text{kHz}$
- Full and zeros adjustment functions
- High linearity of 0.1% Full Scale
- Extremely low-temperature coefficient: 50PPM/°C (within -40°C to +85°C)



TF_N



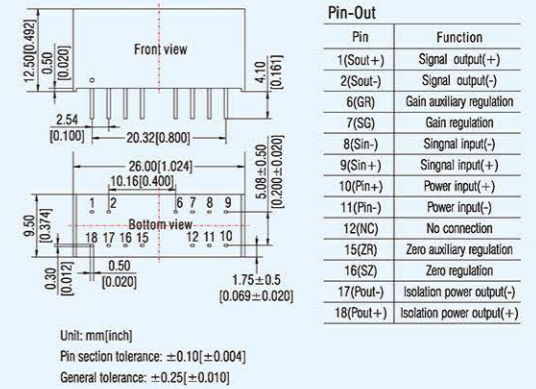
Selection Guide

Part No.	Input voltage (VDC)	Input signal	Output signal	Isolated power output
TF5134N	24	0-10V	4-20mA	15
TF5234N	24	0-10V	0-20mA	15
TF5534N	24	0-10V	0-10V	15
TF5554N	12	0-10V	0-10V	15
TF5634N	24	0-10V	0-5V	15
TF6134N	24	0-5V	4-20mA	15
TF6234N	24	0-5V	0-20mA	15
TF6250N	12	0-5V	0-20mA	None
TF6254N	12	0-5V	0-20mA	15
TF6664N	5	0-5V	0-5V	15
TFS160N-3.3	5	0-3.3V	4-20mA	None

Note: Customization is acceptable.

Package Dimension

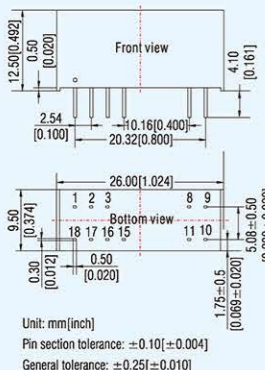
TF_N Series: LxWxH: 26.00 x 9.50 x 12.50(mm)



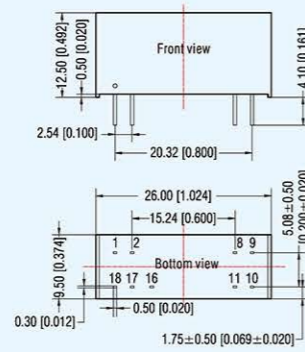
More Products

Package Dimension

1 TE_N Series: LxWxH: 26.00 x 9.50 x 12.50(mm)



2 TEM_N Series: LxWxH: 26.00 x 9.50 x 12.50(mm)



Features:

- Isolation voltage 2000VAC/60s
- Two-port isolation (signal input and signal output)
- Low ripple & noise ($\leq 30\text{mVpp}$, 20MHz)
- High linearity of 0.1% Full Scale
- Extremely low-temperature coefficient: 50PPM/°C (TYP, within -40°C to +85°C)
- Digital signal (PWM)



TFW_N



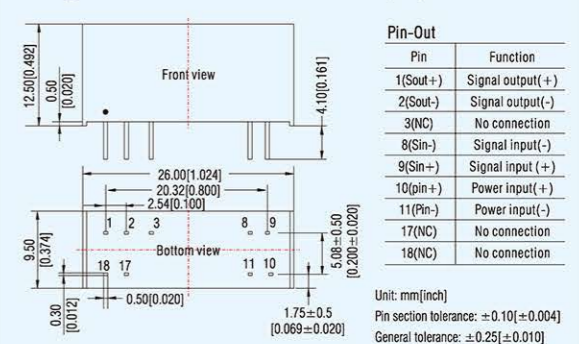
Selection Guide

Part No.	Input voltage (VDC)	Input signal	Output signal	Isolated power output
TFW260N	5	0-100	0-20mA	None
TFW560N	5	0-100	0-10V	None
TFW660N	5	0-100	0-5V	None

Note: Over nominal loop power voltage may damage modules.

Package Dimension

TFW_N Series: LxWxH: 26.00 x 9.50 x 12.50(mm)



Analog Signal Conditioning Module T Series

Features:

- Four-port isolation
- High precision & linearity: 0.1% Full Scale
- Isolation voltage: 2500VAC/60s
- Extremely low-temperature coefficient: 50PPM/°C (within -40°C to +85°C)
- Signal output: please refer to the product selection guide
- Low cost, compact package, high reliability, convenient to use



T_P



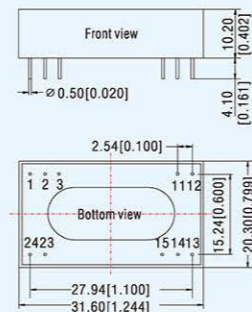
Selection Guide For more detail approval, please check the datasheet.

Part No.	Input voltage (VDC)	Input signal	Output signal	Isolated power output
T1130P	24	4-20mA	4-20mA	None
T1133P	24	4-20mA	4-20mA	24
T1430P	24	4-20mA	1-5V	None
T1433P	24	4-20mA	1-5V	24
T1450P	12	4-20mA	1-5V	None
T1530P	24	4-20mA	0-10V	None
T1533P	24	4-20mA	0-10V	24
T1630P	24	4-20mA	0-5V	None
T1633P	24	4-20mA	0-5V	24
T1650P	12	4-20mA	0-5V	None
T1S33P-2.5	24	4-20mA	0-2.5V	24
T2230P	24	0-20mA	0-20mA	None
T2233P	24	0-20mA	0-20mA	24
T2633P	24	0-20mA	0-5V	24
T2650P	12	0-20mA	0-5V	None
T4130P	24	1-5V	4-20mA	None
T4630P	24	1-5V	0-5V	None
T5130P	24	0-10V	4-20mA	None
T5133P	24	0-10V	4-20mA	24
T5150P	12	0-10V	4-20mA	None
T5153P	12	0-10V	4-20mA	24
T5230P	24	0-10V	0-20mA	None
T5530P	24	0-10V	0-10V	None
T5533P	24	0-10V	0-10V	24
T5535P	24	0-10V	0-10V	12
T5544P	15	0-10V	0-10V	15
T5550P	12	0-10V	0-10V	None
T5555P	12	0-10V	0-10V	12
T5630P	24	0-10V	0-5V	None

Note: Customization is acceptable.

Package Dimension

TxxxP Series: LxWxH: 31.60 x 20.30 x 10.20(mm)



Pin	Vo	Io	Function
1	Sout-	Sout-	Signal output(-)
2	No Pin	Sout+	Signal output(+)
3	Sout+	No Pin	Signal output(+)
11	Sin+	Sin+	Signal input(+)
12	Sin-	Sin-	Signal input(-)
13	Pout-	Pout-	Isolation power output-
14	Pout+	Pout+	Isolation power output+
15	NC	NC	No connection
23	Pin+	Pin+	Power supply(+)
24	Pin-	Pin-	Power supply(-)

NC: No function pin.
Unit: mm[inch]
Pin diameter tolerance: ±0.10[±0.004]
General tolerance: ±0.5[±0.010]

Features:

- Three-port isolation (signal input, signal output and power supply)
- High precision & linearity: 0.1% Full Scale
- Isolation voltage: 2500VDC
- Extremely low-temperature coefficient: 35PPM/°C (within -25°C to +71°C)
- Low cost, compact package, high reliability, convenient to use



TM_P

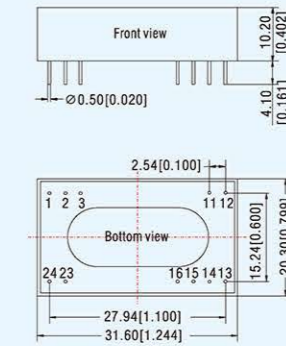


Selection Guide

Part No.	Input voltage (VDC)	Input signal	Output signal	Isolated power output
TM1130P	24	0-10mV	4-20mA	None
TM3130P	24	0-30mV	4-20mA	None
TM4130P	24	0-50mV	4-20mA	None
TM4150P	12	0-50mV	4-20mA	None
TM5230P	24	0-75mV	0-20mA	None
TM6130P	24	0-100mV	4-20mA	None
TM2550P	12	0-20mV	0-10V	None
TM2650P	12	0-20mV	0-5V	None
TM3650P	12	0-30mV	0-5V	None
TM4530P	24	0-50mV	0-10V	None
TM4630P	24	0-50mV	0-5V	None
TM4650P	12	0-50mV	0-5V	None
TM4660P	5	0-50mV	0-5V	None
TM4S50P-2.5	12	0-50mV	0-2.5V	None
TM5530P	24	0-75mV	0-10V	None
TM5630P	24	0-75mV	0-5V	None
TM5650P	12	0-75mV	0-5V	None
TM6530P	24	0-100mV	0-10V	None
TM6630P	24	0-100mV	0-5V	None
TM6650P	12	0-100mV	0-5V	None
TM6S50P-3.3	12	0-100mV	0-3.3V	None
TM2S60P-2.5	5	0-20mV	0-2.5V	None
TM5130P	24	0-75mV	4-20mA	None
TM6660P	5	0-100mV	0-5V	None

Package Dimension

TM_P/TM_CP Series: LxWxH: 31.60 x 20.30 x 10.20(mm)



Pin	Vo	Io	Function
1	Sout-	Sout-	Signal output(-)
2	NC	Sout+	Signal output(+)
3	Sout+	NC	Signal output(+)
11	Sin+	Sin+	Signal input(+)
12	Sin-	Sin-	Signal input(-)
13,14	NC	NC	no connection
15,16	NC	NC	no connection
23	Pin+	Pin+	Power supply(+)
24	Pin-	Pin-	Power supply(-)

NC: No function pin.
Unit: mm[inch]
Pin diameter tolerance: ±0.10[±0.004]
General tolerance: ±0.50[±0.020]

Analog Signal Conditioning Module T Series

Features:

- Isolation voltage: 3000VDC
- Two-port isolation (signal input and signal output)
- High precision & linearity: 0.1% Full Scale
- Extremely low-temperature coefficient: 35PPM/°C
- Low voltage-drop: 3V Typ. (20mA input)
- High reliability (MTBF > 500,000 hours)



Selection Guide

Part No.	Input voltage	Input signal	Output signal	Isolated power output	No. of channels	Markings & Datasheet
T1100N	None	4-20mA	4-20mA	None	1	RoHS CE UK CA
T1100L	None	4-20mA	4-20mA	None	1	RoHS CE UK CA
T1100L-F	10-24VDC	4-20mA	4-20mA	None	1	RoHS CE UK CA

Note: Over nominal loop power voltage may damage modules.

Features:

- 4-20mA Loop power collection, 3.3V regulated output (loop power)
- Isolation voltage: 2000VAC/1mA/60s
- High precision & linearity: 0.1% Full Scale
- Extremely low-temperature coefficient: 50PPM/°C
- HART compatible
- Convert digital signal (PWM) into 4-20mA (TW147HL)



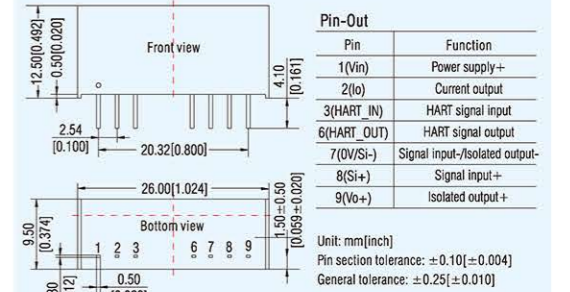
Selection Guide

Part No.	Power supply input	Input signal	Output signal	Isolated power output	Markings & Datasheet
T797HL	15-24V	0-2.5V	3.7-22mA	3.3V	RoHS CE UK CA
T747HL	10-24V	0-2.5V	3.7-22mA	3.3V	RoHS CE UK CA
T747L	10-24V	0-2.5V	3.7-22mA	3.3V	RoHS CE UK CA

Note: Customization is acceptable. T747L is without HART.

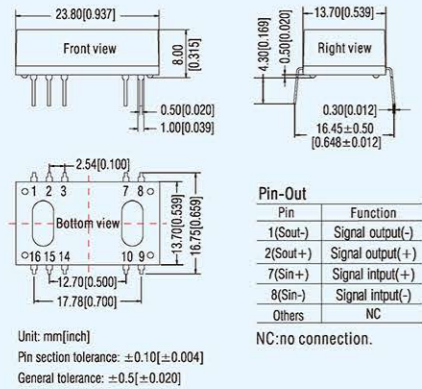
Package Dimension

T_HL/T_L Series: LxWxH: 26.00 x 9.50 x 12.50(mm)

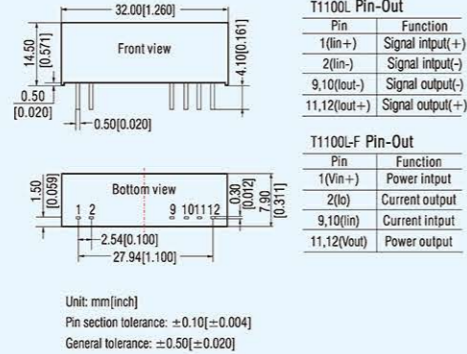


Package Dimension

1 T1100N Series: LxWxH: 23.80 x 16.75 x 8.00(mm)



2 T1100L/L-F Series: LxWxH: 32.00 x 7.90 x 14.50(mm)



More Products

Features:

- Two-wire, three-wire, four-wire Pt100 RTD signal input
- Isolation voltage: 2000VAC
- High precision & linearity: 0.1% Full Scale
- Extremely low-temperature coefficient: 50PPM/°C (within -40°C to +85°C)
- International standard signal output: 4-20mA/0-5V/0-10V etc.
- Low cost, compact size, high reliability, convenient to use



TRP_P



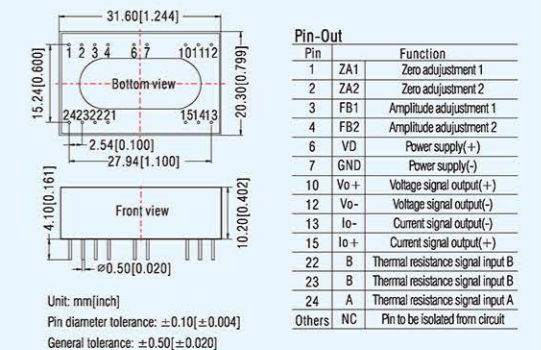
Selection Guide

Part No.	Input voltage (VDC)	Input signal	Output signal	Isolated power output
TRP16130P	24	Pt100(0°C to +200°C)	4-20mA	None
TRP15130P	24	Pt100(0°C to +100°C)	4-20mA	None
TRP18130P	24	Pt100(-50°C to +150°C)	4-20mA	None
TRP15S30P-2.5	24	Pt100(0°C to +100°C)	0-2.5V	None
TRP16150P	12	Pt100(0°C to +200°C)	4-20mA	None
TRP17130P	24	Pt100(0°C to +500°C)	4-20mA	None
TRP17150P	12	Pt100(0°C to +500°C)	4-20mA	None

Note: Customization is acceptable.

Package Dimension

TRP_P Series: LxWxH: 31.60 x 20.30 x 10.20(mm)



More Products

Current Transducer TL Series

Features:

- Accuracy up to 0.5%, segmentation accuracy up to 0.02%
- Linearity up to 0.1%
- Short response time in a wide band
- Low temperature drift and wide operation temperature
- Compact size, convenient to use
- Widely used in PV, electric motors, stored energy applications
- Meets UL94V-0/ICE61010-1 standard

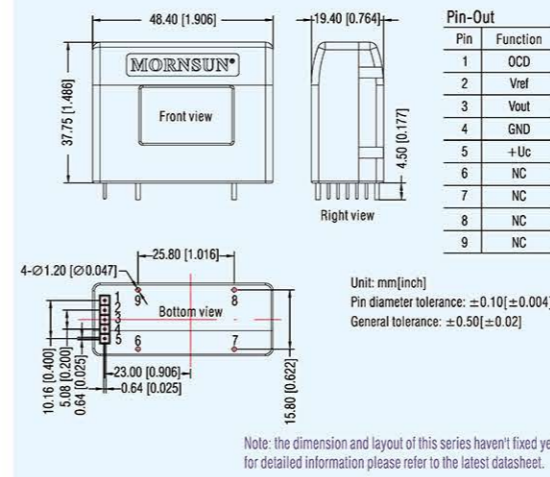


Selection Guide

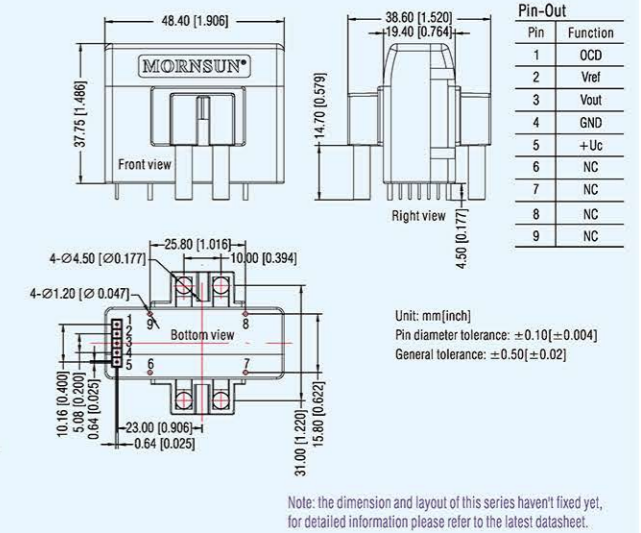
Part No.	Function	Structure	Input voltage	Current RMS value	Current measurement range	Accuracy	Linearity	Markings	Datasheet
TLA50-S	High-precision hall current transformer	Reel	±12/±18VDC	50A	±100A	0.50%	0.10%	RoHS	
TLA100-S	High-precision hall current transformer	Reel	±12/±18VDC	100A	±200A	0.50%	0.10%		
TLA200-S	High-precision hall current transformer	Reel	±12/±18VDC	200A	±300A	0.50%	0.10%		
TL6-A3PV	PCB current transformer	PCB	5V	6A	±20A	0.45%	0.10%	RoHS	
TL15-A3PV	PCB current transformer	PCB	5V	15A	±51A	0.45%	0.10%		
TL25-A3PV	PCB current transformer	PCB	5V	25A	±85A	0.45%	0.10%		
TL50-A3PV	PCB current transformer	PCB	5V	50A	±150A	0.45%	0.10%	RoHS	
TL100-A2PV	PCB current transformer	PCB	5V	100A	±300A	0.50%	0.10%		
TL150-A2PV	PCB current transformer	PCB	5V	150A	±450A	0.50%	0.10%		
TL200-A2PV	PCB current transformer	PCB	5V	200A	±500A	0.50%	0.15%	RoHS	
TL100-A2TPV	PCB current transformer	PCB	5V	100A	±300A	0.50%	0.10%		
TL150-A2TPV	PCB current transformer	PCB	5V	150A	±450A	0.50%	0.10%		
TL200-A2TPV	PCB current transformer	PCB	5V	200A	±500A	0.50%	0.15%	RoHS	
TLB1506-P	Type-B leakage protector control IC	DFN	5V	/	/	/	/		

Package Dimension

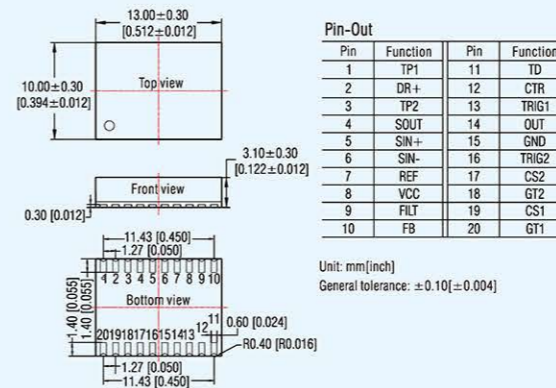
③ TLxxx-A2PV Series: LxWxH:48.40 x 19.04 x 37.75(mm)



④ TLxxx-A2TPV Series: LxWxH:48.40 x 38.60 x 37.75(mm)

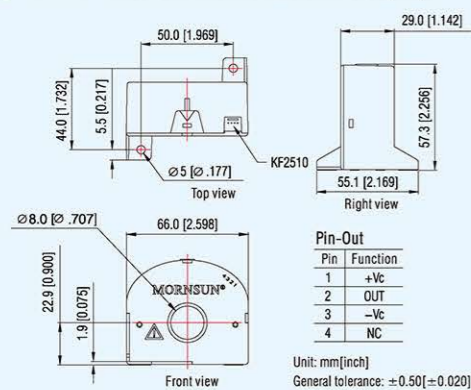


⑤ TLB1506-P Series: LxWxH:10.00×13.00×3.10(mm)

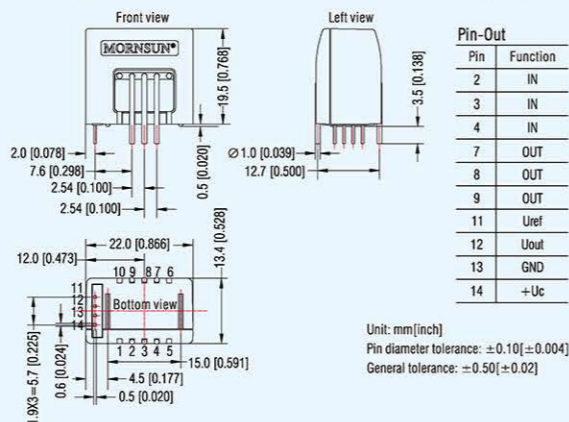


Package Dimension

① TLxxx-S Series: LxWxH:31.60 x 20.30 x 10.20(mm)



② TLxx-A3PV Series: LxWxH:22.00 x 13.40 x 19.50(mm)



EMC Auxiliary Device FC Series

Features:

- Operating temperature range: -40°C to +85°C
- Enable the power supply to meet EMI requirements of CISPR32/EN50155 standards
- Surge meets IEC/EN61000-4-5 ±2KV/±4KV perf. Criteria B
- EMC meets IEC/EN61000-4 and CISPR32/EN55032 standards
- Optional packages: PCB mounting, chassis mounting, DIN rail mounting



Package Dimension

FC-AX3D/FC-B03D/FC-D03D/FC-E03D/FC-A01D/FC-B01D

No	FC-AX3D	FC-B02D	FC-D03D	FC-E03D	FC-A01D	FC-B01D
A	53.80	53.80	53.80	53.80	37.00	37.00
B	28.80	28.80	28.80	28.80	23.00	23.00
C	19.00	19.00	19.00	19.00	15.00	15.00
D	45.72	45.72	45.72	45.72	30.48	30.48
F	20.32	20.32	20.32	20.32	17.78	17.78
G	6.00	6.00	6.00	6.00	4.10	4.10

Pin	Function
1	↓
2	-Vin
3	+Vin
4	+Vo
5	-Vo

Unit: mm[inch] Pin diameter tolerance: ±0.10[±0.004] General tolerance: ±0.50[±0.020]

Selection Guide

Part No.	Input voltage range(VDC)	Max. output power/current	Outstanding features	Markings & Datasheet
FC-AX3D	10-36	30W	Reverse voltage protection and slow start-up function	RoHS
FC-B02D	18-75	30W		
FC-D03D	18-36	30W		
FC-E03D	36-75	30W	Small volume	RoHS
FC-A01D	9-36	1A		
FC-B01D	18-75	1A		

Note: 1. Used with DC/DC converter.
2. Series with suffix "A2S" are chassis mounting, with suffix "A4S" are DIN rail mounting.

Features:

- Improve EFT suppresser performance, enable the 0-80V DC/DC converter to meet EFT level of IEC/EN61000-4-4 ±4KV
- Compact size, high cost-effective
- Operating temperature range: -40°C to +85°C (good temperature characteristic)
- The attenuation coefficient of frequency meet 30dB
- Design to suppress the DC power interference
- Optional packages: PCB mounting, chassis mounting, DIN rail mounting



Selection Guide

Part No.	Input voltage range(VDC)	Nominal current (A) (MAX)	Outstanding features	Markings & Datasheet
FT-AX1D	0-40	1.5	Meet ±4KV requirements of pulse group suppressor	RoHS
FT-BX1D	0-80	1.5		

Note:
1. Enable MORNSUN DC/DC converter to meet ±4KV requirements of IEC/EN61000-4-4.
2. Series with suffix "A2S" are chassis mounting, with suffix "A4S" are DIN rail mounting.

Package Dimension

FT-AX1D/FT-BX1D Series: LxWxH:33.70 x 22.20 x 18.00(mm)

Pin	Function
1	-Vin
2	+Vin
3	+Vo
4	-Vo

Unit: mm[inch]
Pin diameter tolerance: ±0.10[±0.004]
General tolerance: ±0.50[±0.020]

Features:

- Wide input voltage range: 14-160VDC
- Efficiency up to 98%
- Operating temperature range: -40°C to +105°C
- EMC meets IEC/EN61000-4 and CISPR32/EN55032 standards
- Meets Railway standard: EN50155/EN50121-3-2
- Meets EN62368 standard



FC-C08D

Selection Guide

Part No.	Operating voltage (VAC)Typ.	Operating voltage (VAC)Max*	Operating current (A)Max	Eff.(%) Min/Typ.
FC-C08D	110(14-160)	180	8.0	96/98

Note: * The input voltage must not exceed this value, otherwise permanent and unrecoverable damage may be caused.

Package Dimension

FC-C08D Series: LxWxH:67.00 x 37.00 x 19.80 mm(mm)

Pin	Function
1	Vin+
2	Vin-
3	PE
4	PE
5	Vo-
6	Vo+

Unit: mm[inch]
Pin diameter tolerance: ±0.10[±0.004]
Pin tolerance(H): ±0.50[±0.020]
General tolerance: ±0.50[±0.020]

Features:

- Suppress signal port lightning surge
- Enable MORNSUN RS485 module meet surge level of IEC/EN61000-4-5 ±2KV/±4KV
- Compact size, cost-effective
- Impact anti-current: ≤1KA (8/20 μ s simulated lightning waveforms)



FS-TD01D

Selection Guide

Part No.	Operating voltage(VDC)	Clamping voltage(VDC)	Nominal current (A) (MAX)	Data Rate (Max)	Markings & Datasheet
FS-TD01D	0-5	15	≤0.1	115.2kbps	RoHS

Note:
1. Enable RS485 modules to meet surge level of IEC/EN61000-4-5 ±2KV (2Ω internal resistance) / ±4V (12Ω internal resistance)
2. Customization is acceptable.

Package Dimension

FS-TD01D Series: LxWxH:19.50 x 12.50 x 9.80(mm)

Pin	Mark	Function
1	A(out)	Output 485 BUS A
2	B(out)	Output 485 BUS A
3	B(in)	Input 485 BUS A
4	PE	Protective Earth
5	A(in)	Input 485 BUS A

Unit: mm[inch]
Pin section tolerance: ±0.10[±0.004]
General tolerance: ±0.25[±0.010]

EMC Auxiliary Device FC Series

Features:

- Good temperature characteristic: -40°C to +125°C
- Compact size
- Strong interference suppression ability
- Multiple inductances available



FL2D-xx-xxx

RoHS



Selection Guide

Part No.	Inductance (μH)	Current(A)(max)	DCR(mΩ)	Weight(g)
FL2D-Z5-103	10000*2	0.5	500*2	4.5
FL2D-Z5-153	15000*2	0.5	600*2	4.5
FL2D-Z5-223	22000*2	0.5	650*2	4.5
FL2D-10-102	1000*2	1	70*2	4.5
FL2D-10-222	2200*2	1	90*2	4.5
FL2D-10-332	3300*2	1	100*2	4.5
FL2D-10-472	4700*2	1	140*2	4.5
FL2D-30-351	350*2	3	30*2	3.9
FL2D-30-102	1000*2	3	40*2	4.5
FL2D-30-222	2200*2	3	50*2	4.5
FL2D-30-472	4700*2	3	70*2	4.5
FL2D-10-682	6800*2	1	160*2	6.5
FL2D-10-822	8200*2	1	180*2	6.5
FL2D-30-103	10000*2	3	50*2	13.8
FL2D-A2-202	2000*2	12	145*2	25.2

FL2D-50/80-xxx

RoHS

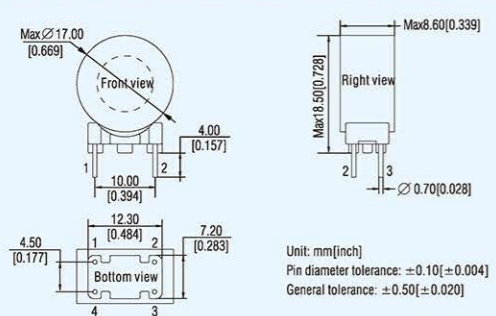


Selection Guide

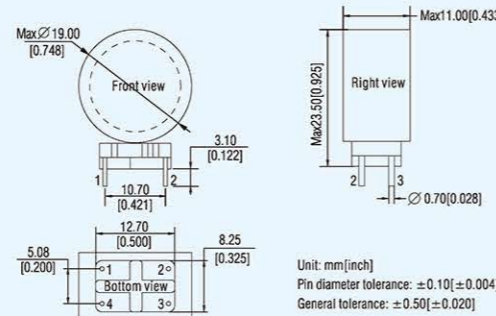
Part No.	Inductance (μH)(min)	Inductance (μH)(typ)	Current(A)(max)	DCR (mΩ)	Weight (g)
FL2D-50-102	700*2	1000*2	5	30*2	13
FL2D-50-332	2300*2	3300*2	5	38*2	13
FL2D-50-562	3900*2	5600*2	5	47*2	13
FL2D-50-103	7000*2	10000*2	5	56*2	18
FL2D-80-102	700*2	1000*2	8	30*2	15
FL2D-80-332	2300*2	3300*2	8	30*2	15
FL2D-80-562	3900*2	5600*2	8	38*2	20

Package Dimension

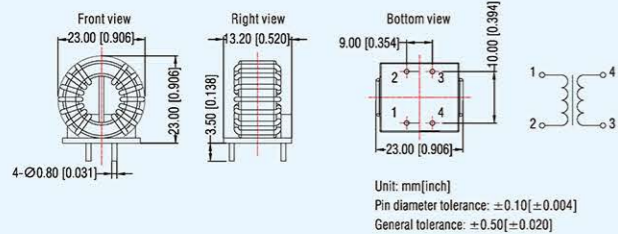
① FL2D-Z5-103/153/223/FL2D-10-102/222/332/472/FL2D-30-102/222/472 Series: LxWxH:17.80 x 8.50 x 20.00(mm)



② FL2D-10-682/FL2D-10-822 Series: LxWxH:20.00 x 12.00 x 25.00(mm)



③ FL2D-50/80-XXX Series: LxWxH:23.00 x 13.20 x 26.50(mm)



Features:

- Improve EMS performance, enable the MORNUN AC/DC converter to meet EMI requirement of CISPR22/EN55022 CLASS B
- Operating temperature range: -40°C to +85°C
- Input voltage range: 85-305VAC
- Design to suppress the AC power interference, and achieve a rough protection
- Compact size, high cost-effective
- Optional packages: PCB mounting, chassis mounting, DIN rail mounting



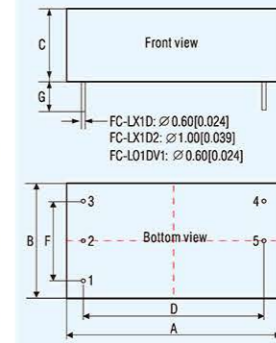
Selection Guide

Part No.	Input voltage range(VAC)	Nominal current (A)(max)	Outstanding features	Markings & Datasheet
FC-LX1D	85-305	1.5	Surge: ±2KV/±4KV	RoHS
FC-LX1D2	85-305	1.5	Surge: ±2KV/±6KV	RoHS
FC-LX1DR2	85-305	0.2	Surge: ±2KV/±4KV	RoHS
FC-LX1DV1	85-305	0.2	Surge: ±1KV/±2KV	RoHS

Note: 1. Used with AC/DC converter.
2. Series with suffix "A2S" are chassis mounting, with suffix "A4S" are DIN rail mounting.

Package Dimension

FC-LX1D/FC-LX1D2/FC-LX1DR2/FC-LX1DV1



Outline & Dimensions				
No	FC-LX1D	FC-LX1D2	FC-LX1DR2	FC-LX1DV1
A	33.70	53.80	33.70	33.70
B	22.20	28.80	22.20	22.20
C	18.00	19.00	18.00	18.00
D	28.00	45.72	28.00	27.94
F	15.24	20.32	15.24	15.24
G	6.00	6.00	6.00	6.00

Pin-Out	
Pin	Function
1	
2	IN(N)
3	IN(L)
4	OUT(L)
5	OUT(N)

Features:

- Ultra-wide input voltage range: 0-305VAC
- Operating temperature range: -40°C to +85°C
- EMC meets IEC/EN61000-4 and CISPR22/EN55022 standards
- High surge suppression up to 2KV/4KV, 4KV/6KV
- Meets IEC60939/IEC62368 standards



FC-L03(x)

RoHS CE



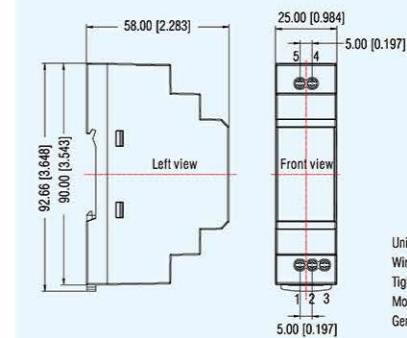
Selection Guide

Part No.	Operating voltage (VAC)Typ.	Operating voltage (VAC)Max*	Operating current (A)Max	Surge
FC-L031	230(0-305)	310	3	Line-Line±2kV Line-Ground±4kV
FC-L0312	230(0-305)	310	3	Line-Line±4kV Line-Ground±6kV

Note: * The input voltage must not exceed this value, otherwise permanent and unrecoverable damage may be caused.

Package Dimension

FC-L03(x) Series: LxWxH:92.66 x 25.00 x 58.00 (mm)



Pin-Out	
Pin	Function
1	IN(L)
2	IN(N)
3	⊕
4	OUT(N)
5	OUT(L)

IGBT Driver Module

QP/QC Series

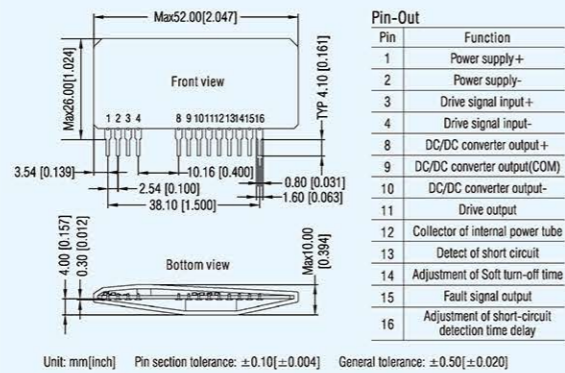
Features:

- Built-in isolated DC/DC power supply, single power supply required
- Isolation voltage: 3750VAC
- Input signal frequency up to 20kHz
- Short-circuit and fault feedback functions
- Output cut-off after short circuit protection occurs and timing reset
- Adjustable fault detection rejection time (dead zone)
- Adjustable protective soft cut-off time



Package Dimension

QP12W08S-37/QP12W08S-37A
Series: LxWxH: 52.00 x 26.00 x 10.00(mm)



Pin	Function
1	Power supply+
2	Power supply-
3	Drive signal input+
4	Drive signal input-
8	DC/DC converter output+
9	DC/DC converter output(COM)
10	DC/DC converter output-
11	Drive output
12	Collector of internal power tube
13	Detect of short circuit
14	Adjustment of Soft turn-off time
15	Fault signal output
16	Adjustment of short-circuit detection time delay

Selection Guide

Part No.	Nominal input voltage(VDC)	Input voltage range(VDC)	Output High-level voltage VOH(VDC)	Output low-level voltage VOL(VDC)	Max. driving current(A)	Switching frequency (Max.) (kHz)	Drive way	Isolation (VAC)	Markings & Datasheet
QP12W08S-37	15	14.5-15.5	15	-9	±8	20	1	3750	RoHS
QP12W08S-37A	12	11.6-12.4	15	-9	±8	20	1	3750	RoHS

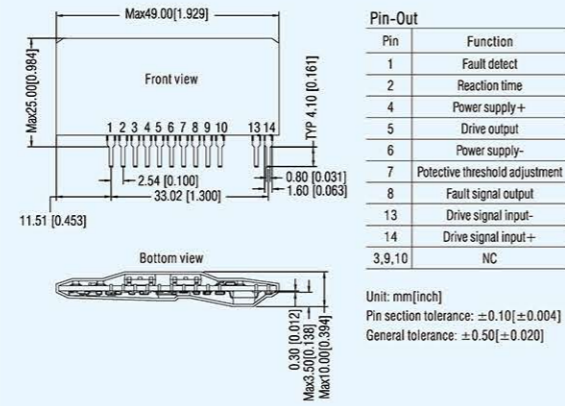
Features:

- Built-in high CMRR opto-coupler (CMRR: Typ: 30KV/μs, Min.: 15KV/μs)
- High-isolation voltage opto-coupler (3750Vrms/min)
- Short-circuit protection and output fault function
- Soft shut-down and reset timer can be used during over-current fault
- Adjustable controlled time for detecting short circuit
- Switching frequency up to 40kHz
- Suitable for 600V/600A, 1200V/400A and 1700V/200A series of IGBT modules
- Drop-in replacement to M57962AL



Package Dimension

QC962-8A Series: LxWxH: 49.00 x 25.00 x 10.00(mm)



Pin	Function
1	Fault detect
2	Reaction time
4	Power supply+
5	Drive output
6	Power supply-
7	Protective threshold adjustment
8	Fault signal output
13	Drive signal input-
14	Drive signal input+
3,9,10	NC

QC962-8A

Product Program


Part No.	VCC voltage (VDC)	VEE voltage (VDC)	Gate voltage (VDC)	Max. driving current(A)	Switching frequency (Max.) (kHz)	Drive way	Isolation (VAC)	Markings & Datasheet
QC962-8A	15	-10	+14/-9	±8	40	1	3750	RoHS

Contact Control Module

KM Series

Features:

- Wide input voltage range: 90-275VAC/VDC
- Apparent power lower than 6.5VA
- High reliability: 3600 times/H of operating frequency
- Quick response, switch delay less than 75ms
- EMS performance meets CISPR22/EN55022 CLASS A



KM95-C0-0

RoHS



Selection Guide

Part No.	Apparent power	Control voltage	Rated operational current	No-load switching frequency
KM95-C0-0	6.5VA	90-275VAC/VDC	95A	3600times/h

KM115-C0-0

RoHS

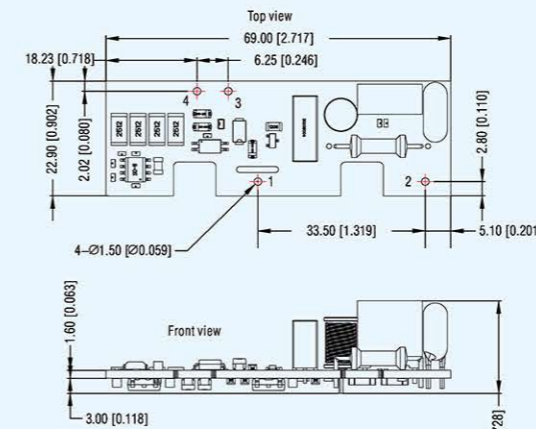


Selection Guide

Part No.	Apparent power	Control voltage	Rated operational current	No-load switching frequency
KM115-C0-0	6.5VA	75-305VAC/VDC	115A	3600times/h

Package Dimension

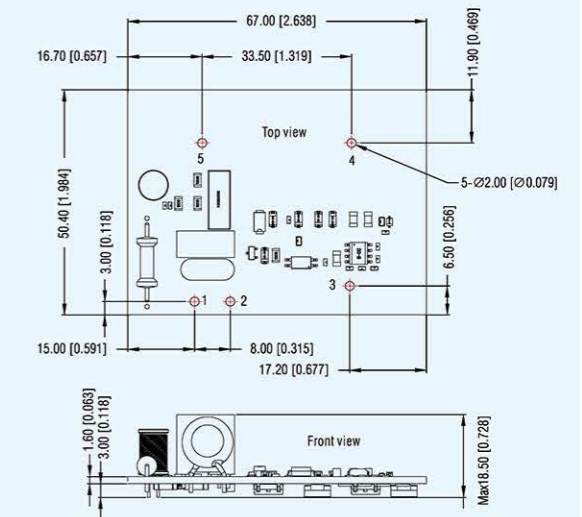
1 KM95-C0-0 Series: LxWxH:69.00 x 22.90 x 18.50 (mm)



Pin	Function
1	AC(N)
2	AC(L)
3	OUT1
4	OUT2

Unit: mm[inch] General tolerance: ±1.00[±0.039] The layout of the device is for reference only, please refer to the actual product

2 KM115-C0-0 Series: LxWxH:67.00 x 50.40 x 18.50 (mm)



Pin	Function
1	AC(L)
2	AC(N)
3	NC
4	OUT1
5	OUT2

Unit: mm[inch] General tolerance: ±1.00[±0.039] The layout of the device is for reference only, please refer to the actual product

Caution

Purpose:

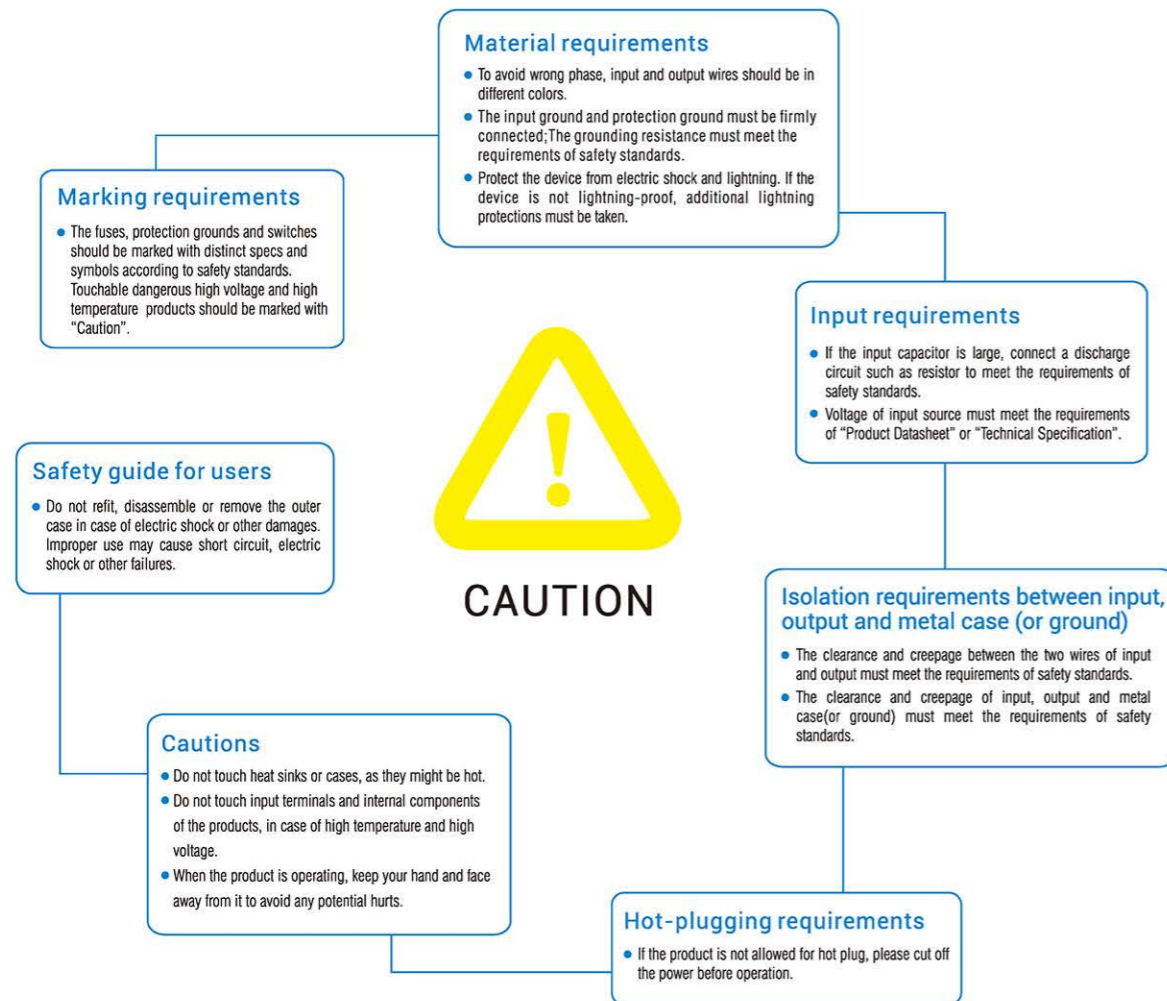
To prevent potential safety problems while using the products.

Scope:

AC/DC, DC/DC, EMC Auxiliary Device, Isolation Transmitter, LED Driver and IGBT Driver manufactured by Mornsun Guangzhou Science & Technology Co., Ltd.

Contents:

Users should comply to all the contents of Product Datasheet carefully before selection, design, or production, and design and use the products according the requirements of Product Datasheet.



More information about application, please contact us.

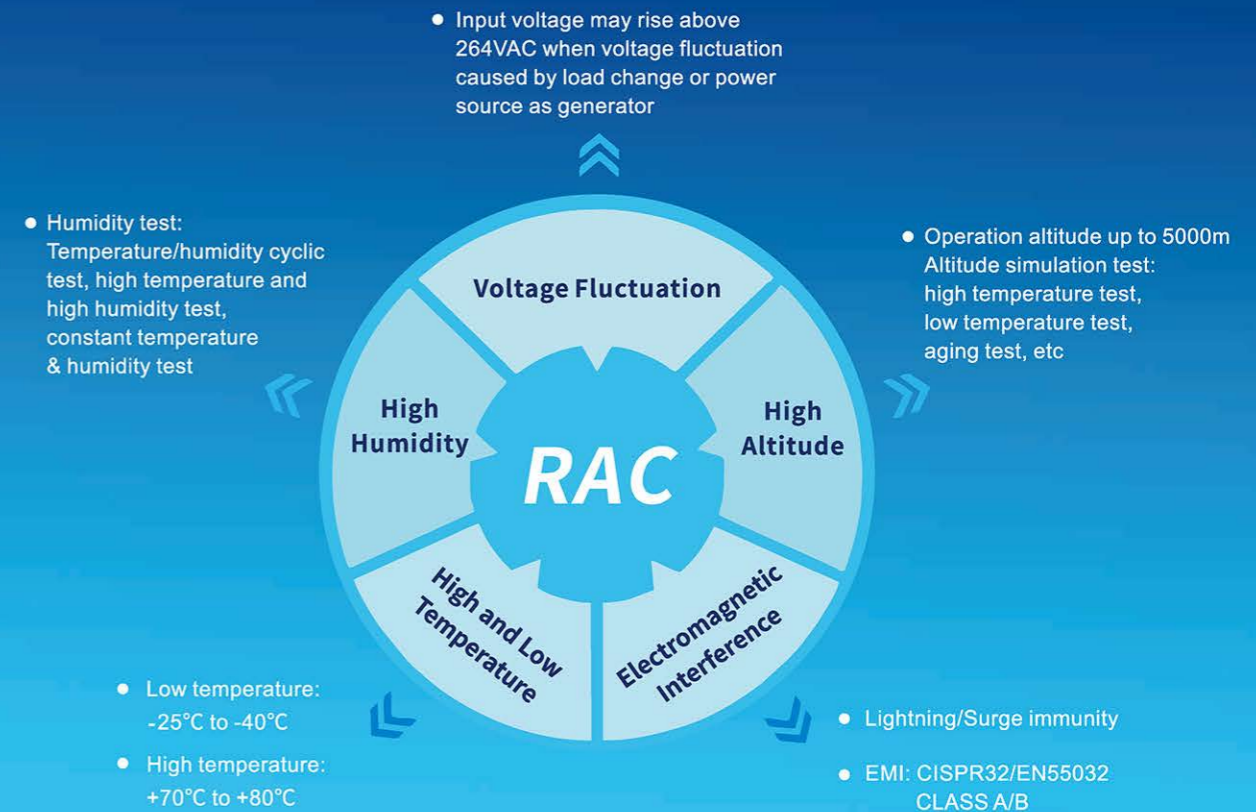
Tel: 020-38601850 E-mail: fae801@mornsun.cn

305RAC

Reliable under All Conditions

RAC (Reliable under All Conditions) • AC/DC Converter

Best-in-class performance. Handle the voltage fluctuation easily. High-input-voltage capability, high-low-temperature reliability, high-humidity reliability, high-altitude reliability and good EMC performance under almost any harsh conditions.



Handle voltage fluctuations easily with 85-305VAC input



Best-in-class performance



Widely used in almost any harsh conditions

Distributions & Channels



China



Australia



Austria



Benelux



Brazil



Bulgaria



Czech Republic



Canada



Denmark



Finland



France



Germany



India



Iran



Israel



Italy



Japan



Korea



Malaysia



Mexico



New Zealand



Norway



Poland



Portugal



Russia



Singapore



South Africa



Spain



Sweden



Switzerland



Thailand



Turkey



Ukraine



United Kingdom



United States



Vietnam

MORNSUN Power

No.8 Nanyun 4th Road, Huangpu District, Guangzhou, China

Tel: 020-38601850

Fax: 020-38601272

Email: info@mornsun.cn

www.mornsun-power.com



mornsun website

Mornsun Power GmbH

Add: Friedrich-Bach-Straße 1 31675 Bückeburg

Tel: +49 (0) 89/693 350 20

Email: info@mornsunpower.de

www.mornsunpower.de